



Speed Map

Tasmanian Racing Club, Hobart, November 30, 2014

Form Guide

Compilation date: November 28, 2014, 10:10:06 AM (EST)

Copyright © 2014 Tasracing Pty Ltd. All rights reserved.

Trademarks.

StrideMASTER is a registered trademark of Thoroughbred Ratings Pty Ltd.

Disclaimer.







Tasracing Pty Ltd and Thoroughbred Ratings Pty Ltd accepts no responsibility for the completeness or accuracy of any of the information contained herein, and makes no representations about its suitability for any particular purpose. Users should make their own judgements about those matters and/or seek independent advice. You assume all risks associated with use of the data provided on this page.

Speed Map

November 30, 2014, Race 1, BM72, Distance 1100m, Elwick Course Proper - Offset 3m

Compilation date: November 28, 2014, 10:10:06 AM (EST)

StrideMaster predicted tempo is: Even.

| Barrier | TAB no. | Horse | Starts | Back | Midfield | Forward |
|---------|---------|--------------------|--------|---|---|---|
| 1 | 4 | Enshroud | 4 |  | | |
| 2 | 3 | Hold Onto Your Hat | 4 | |  | |
| 3 | 5 | No Go Zone | 5 | | |  |
| 4 | 6 | Savvy Princess | 5 | |  | |
| 5 | 2 | Seven Falls | 3 | | |  |
| 6 | 1 | Bag of Monkeys | 5 | | |  |

StrideMASTER Speed Maps are generated using each horse's settled positions from their previous starts. The settled position is usually taken at the second 200m sectional crossing point in the race. This report is automatically generated from the StrideMASTER database using historical data from the horse's previous starts.

Disclaimer.






Tasracing Pty Ltd and Thoroughbred Ratings Pty Ltd accepts no responsibility for the completeness or accuracy of any of the information contained herein, and makes no representations about its suitability for any particular purpose. Users should make their own judgements about those matters and/or seek independent advice. You assume all risks associated with use of the data provided on this page.

Speed Map

November 30, 2014, Race 2, 2Y HCP, Distance 900m, Elwick Course Proper - Offset 3m

Compilation date: November 28, 2014, 10:10:06 AM (EST)

StrideMaster predicted tempo is: Fast.

| Barrier | TAB no. | Horse | Starts | Back | Midfield | Forward |
|---------|---------|--------------------|--------|--|---|---|
| 1 | 2 | Naadam | 0 | | | |
| 2 | 8 | Marie Clare | 0 | | | |
| 3 | 1 | Icelandic Star | 0 | | | |
| 4 | 11 | Strathalbyn | 1 | |  | |
| 5 | 9 | Nikita's Girl | 0 | | | |
| 6 | 3 | Siorca | 1 | | |  |
| 7 | 10 | Geegees Gran Lodge | 1 | | |  |
| 8 | 7 | Gee Gees Talk Fest | 0 | | | |
| 9 | 4 | Gee Gees Top Notch | 1 |  | | |
| 10 | 6 | Colonial Coaster | 0 | | | |
| 11 | 5 | Geegees Double Jo | 1 | |  | |

StrideMASTER Speed Maps are generated using each horse's settled positions from their previous starts. The settled position is usually taken at the second 200m sectional crossing point in the race. This report is automatically generated from the StrideMASTER database using historical data from the horse's previous starts.

Disclaimer.












Tasracing Pty Ltd and Thoroughbred Ratings Pty Ltd accepts no responsibility for the completeness or accuracy of any of the information contained herein, and makes no representations about its suitability for any particular purpose. Users should make their own judgements about those matters and/or seek independent advice. You assume all risks associated with use of the data provided on this page.

Speed Map

November 30, 2014, Race 3, MDN-SW, Distance 1000m, Elwick Course Proper - Offset 3m

Compilation date: November 28, 2014, 10:10:07 AM (EST)

StrideMaster predicted tempo is: Fast.

| Barrier | TAB no. | Horse | Starts | Back | Midfield | Forward |
|---------|---------|--------------------|--------|--|---|---|
| 1 | 11 | Miss Mars | 1 | | |  |
| 2 | 9 | Danzqui | 1 | |  | |
| 3 | 6 | Hirvonen | 0 | | | |
| 4 | 1 | Peace Keeper | 0 | | | |
| 5 | 12 | That's What We Do | 0 | | | |
| 6 | 8 | Aim for the Moon | 1 | |  | |
| 7 | 2 | Armarni | 4 | | |  |
| 8 | 4 | Failed Then Passed | 0 | | | |
| 9 | 14 | Victory Medal | 4 | |  | |
| 10 | 15 | Tarkari | 3 | | |  |
| 11 | 3 | Etown | 4 | | |  |
| 12 | 7 | Dark Wind | 1 |  | | |
| 13 | 10 | Hyperbole | 2 | | |  |
| 14 | 5 | Follow My Dust | 1 |  | | |
| 15 | 13 | Islandsinthestream | 1 | |  | |

StrideMASTER Speed Maps are generated using each horse's settled positions from their previous starts. The settled position is usually taken at the second 200m sectional crossing point in the race. This report is automatically generated from the StrideMASTER database using historical data from the horse's previous starts.

Disclaimer.












Tasracing Pty Ltd and Thoroughbred Ratings Pty Ltd accepts no responsibility for the completeness or accuracy of any of the information contained herein, and makes no representations about its suitability for any particular purpose. Users should make their own judgements about those matters and/or seek independent advice. You assume all risks associated with use of the data provided on this page.

Speed Map

November 30, 2014, Race 4, MDN-SW, Distance 1400m, Elwick Course Proper - Offset 3m

Compilation date: November 28, 2014, 10:10:07 AM (EST)

StrideMaster predicted tempo is: Slow.

| Barrier | TAB no. | Horse | Starts | Back | Midfield | Forward |
|---------|---------|-------------------|--------|---|---|---------|
| 1 | 1 | At St Davids | 5 | |  | |
| 2 | 9 | Miss Che Che | 5 | |  | |
| 3 | 8 | Lady Spencer | 5 | |  | |
| 4 | 4 | Sentry Duty | 3 |  | | |
| 5 | 6 | Our Winston | 2 | |  | |
| 6 | 10 | Dance Thru France | 5 |  | | |
| 7 | 3 | Rangaondarun | 4 | |  | |
| 8 | 5 | Incumsdacash | 4 |  | | |
| 9 | 11 | Don't Be Nasty | 1 |  | | |
| 10 | 7 | Eternal Dream | 5 | |  | |
| 11 | 2 | Mikaylas Raider | 5 | |  | |

StrideMASTER Speed Maps are generated using each horse's settled positions from their previous starts. The settled position is usually taken at the second 200m sectional crossing point in the race. This report is automatically generated from the StrideMASTER database using historical data from the horse's previous starts.

Disclaimer.















Tasracing Pty Ltd and Thoroughbred Ratings Pty Ltd accepts no responsibility for the completeness or accuracy of any of the information contained herein, and makes no representations about its suitability for any particular purpose. Users should make their own judgements about those matters and/or seek independent advice. You assume all risks associated with use of the data provided on this page.

Speed Map

November 30, 2014, Race 5, MDN/CL1-SW, Distance 1600m, Elwick Course Proper - Offset 3m

Compilation date: November 28, 2014, 10:10:07 AM (EST)

StrideMaster predicted tempo is: Even.

| Barrier | TAB no. | Horse | Starts | Back | Midfield | Forward |
|---------|---------|--------------------|--------|--|---|---|
| 1 | 9 | Sir Halliday | 5 |  | | |
| 2 | 6 | Ile Aux Cygnes | 5 | |  | |
| 3 | 14 | Ho Hey | 5 | | |  |
| 4 | 1 | Fairly French | 5 | |  | |
| 5 | 12 | Desert Strategy | 4 | |  | |
| 6 | 4 | Golden Aces | 5 | | |  |
| 7 | 3 | Geegees Classicboy | 4 | |  | |
| 8 | 13 | Shayana | 5 |  | | |
| 9 | 11 | Young Robin | 5 | | |  |
| 10 | 8 | Shezastig | 5 |  | | |
| 11 | 5 | Good Call Paul | 2 |  | | |
| 12 | 10 | St Anne | 5 | | |  |
| 13 | 2 | Cheers Chappy | 5 | |  | |
| 14 | 7 | Rest Upon | 5 |  | | |

StrideMASTER Speed Maps are generated using each horse's settled positions from their previous starts. The settled position is usually taken at the second 200m sectional crossing point in the race. This report is automatically generated from the StrideMASTER database using historical data from the horse's previous starts.

Disclaimer.













Tasracing Pty Ltd and Thoroughbred Ratings Pty Ltd accepts no responsibility for the completeness or accuracy of any of the information contained herein, and makes no representations about its suitability for any particular purpose. Users should make their own judgements about those matters and/or seek independent advice. You assume all risks associated with use of the data provided on this page.

Speed Map

November 30, 2014, Race 6, CL1, Distance 1100m, Elwick Course Proper - Offset 3m

Compilation date: November 28, 2014, 10:10:07 AM (EST)

StrideMaster predicted tempo is: Even.

| Barrier | TAB no. | Horse | Starts | Back | Midfield | Forward |
|---------|---------|------------------|--------|--|---|---|
| 1 | 11 | Rumeron | 5 | |  | |
| 2 | 3 | Ishbell | 2 | |  | |
| 3 | 9 | Little Streaker | 5 | | |  |
| 4 | 8 | Erin's Element | 5 | |  | |
| 5 | 10 | Our Lucky Girl | 5 | | |  |
| 6 | 7 | Strictly Romance | 5 | |  | |
| 7 | 1 | Porus | 5 | | |  |
| 8 | 6 | Vedo | 5 | | |  |
| 9 | 5 | Valdez | 5 |  |  | |
| 10 | 2 | Ginga Boy | 5 |  | | |
| 11 | 4 | Up Cups | 4 | |  | |

StrideMASTER Speed Maps are generated using each horse's settled positions from their previous starts. The settled position is usually taken at the second 200m sectional crossing point in the race. This report is automatically generated from the StrideMASTER database using historical data from the horse's previous starts.

Disclaimer.








Tasracing Pty Ltd and Thoroughbred Ratings Pty Ltd accepts no responsibility for the completeness or accuracy of any of the information contained herein, and makes no representations about its suitability for any particular purpose. Users should make their own judgements about those matters and/or seek independent advice. You assume all risks associated with use of the data provided on this page.

Speed Map

November 30, 2014, Race 7, CL2, Distance 1000m, Elwick Course Proper - Offset 3m

Compilation date: November 28, 2014, 10:10:07 AM (EST)

StrideMaster predicted tempo is: Fast.

| Barrier | TAB no. | Horse | Starts | Back | Midfield | Forward |
|---------|---------|----------------|--------|---|---|---|
| 1 | 8 | Zarimby | 5 | |  | |
| 2 | 1 | Prince Stratum | 1 |  | | |
| 3 | 7 | Viva La Verve | 3 | |  | |
| 4 | 4 | Wonzzee | 2 | | |  |
| 5 | 5 | Laurenstar | 5 | | |  |
| 6 | 2 | Milson | 0 | | | |
| 7 | 3 | Vigilante | 5 | |  | |
| 8 | 6 | Silandro | 4 | | |  |

StrideMASTER Speed Maps are generated using each horse's settled positions from their previous starts. The settled position is usually taken at the second 200m sectional crossing point in the race. This report is automatically generated from the StrideMASTER database using historical data from the horse's previous starts.

Disclaimer.








Tasracing Pty Ltd and Thoroughbred Ratings Pty Ltd accepts no responsibility for the completeness or accuracy of any of the information contained herein, and makes no representations about its suitability for any particular purpose. Users should make their own judgements about those matters and/or seek independent advice. You assume all risks associated with use of the data provided on this page.

Speed Map

November 30, 2014, Race 8, 3Y HCP, Distance 1100m, Elwick Course Proper - Offset 3m

Compilation date: November 28, 2014, 10:10:07 AM (EST)

StrideMaster predicted tempo is: Fast.

| Barrier | TAB no. | Horse | Starts | Back | Midfield | Forward |
|---------|---------|-------------------|--------|------|---|---|
| 1 | 1 | Geegees Doublejay | 5 | | |  |
| 2 | 5 | Don't We Love It | 5 | | |  |
| 3 | 3 | Calavera | 5 | |  | |
| 4 | 6 | Just Call Me Fred | 2 | | |  |
| 5 | 7 | Sentimental Dream | 2 | |  | |
| 6 | 2 | Concrete Johnny | 5 | | |  |
| 7 | 4 | Valiant Warrior | 3 | | |  |

StrideMASTER Speed Maps are generated using each horse's settled positions from their previous starts. The settled position is usually taken at the second 200m sectional crossing point in the race. This report is automatically generated from the StrideMASTER database using historical data from the horse's previous starts.

Disclaimer.












Tasracing Pty Ltd and Thoroughbred Ratings Pty Ltd accepts no responsibility for the completeness or accuracy of any of the information contained herein, and makes no representations about its suitability for any particular purpose. Users should make their own judgements about those matters and/or seek independent advice. You assume all risks associated with use of the data provided on this page.

Speed Map

November 30, 2014, Race 9, BM72, Distance 1600m, Elwick Course Proper - Offset 3m

Compilation date: November 28, 2014, 10:10:07 AM (EST)

StrideMaster predicted tempo is: Even.

| Barrier | TAB no. | Horse | Starts | Back | Midfield | Forward |
|---------|---------|-------------------|--------|--|---|---|
| 1 | 1 | Jay Bee's Gee Gee | 5 | |  | |
| 2 | 9 | Prom King | 5 |  | | |
| 3 | 2 | Keep the Cash | 3 | |  | |
| 4 | 11 | Royal Express | 5 |  | | |
| 5 | 8 | Player One | 5 |  | | |
| 6 | 3 | Ollie's Gold | 4 | | |  |
| 7 | 7 | Great White | 5 | |  | |
| 8 | 10 | Stacy Ann | 5 |  | | |
| 9 | 5 | Skip to the Moon | 4 | | |  |
| 10 | 6 | Hugo | 4 | |  | |
| 11 | 4 | Cherry Dancer | 5 |  | | |

StrideMASTER Speed Maps are generated using each horse's settled positions from their previous starts. The settled position is usually taken at the second 200m sectional crossing point in the race. This report is automatically generated from the StrideMASTER database using historical data from the horse's previous starts.

Disclaimer.

Tasracing Pty Ltd and Thoroughbred Ratings Pty Ltd accepts no responsibility for the completeness or accuracy of any of the information contained herein, and makes no representations about its suitability for any particular purpose. Users should make their own judgements about those matters and/or seek independent advice. You assume all risks associated with use of the data provided on this page.