



Speed Map

Devonport Racing Club, Devonport Synthetic, January 07, 2015

Form Guide

Compilation date: January 2, 2015, 12:55:03 PM (EST)

Copyright © 2015 Tasracing Pty Ltd. All rights reserved.

Trademarks.

StrideMASTER is a registered trademark of Thoroughbred Ratings Pty Ltd.

Disclaimer.







Tasracing Pty Ltd and Thoroughbred Ratings Pty Ltd accepts no responsibility for the completeness or accuracy of any of the information contained herein, and makes no representations about its suitability for any particular purpose. Users should make their own judgements about those matters and/or seek independent advice. You assume all risks associated with use of the data provided on this page.

Speed Map

January 07, 2015, Race 1, MDN-SW, Distance 900m, Spreyton - Offset 0m

Compilation date: January 2, 2015, 12:55:03 PM (EST)

StrideMaster predicted tempo is: Even.

Barrier	TAB no.	Horse	Starts	Back	Midfield	Forward
1	2	Golnali	3			
2	11	Rusty Barrel	0			
3	5	Big Pegg	0			
4	7	Islandsinthestream	2			
5	8	Joyville	2			
6	4	Nuclear Hero	0			
7	3	Shinziggy	0			
8	12	Tangerine Queen	5			
9	10	Medleys	0			
10	9	Mary Three	0			
11	1	Glenferry Road	5			
12	6	Divine Archer	4			

StrideMASTER Speed Maps are generated using each horse's settled positions from their previous starts. The settled position is usually taken at the second 200m sectional crossing point in the race. This report is automatically generated from the StrideMASTER database using historical data from the horse's previous starts.

Disclaimer.









Tasracing Pty Ltd and Thoroughbred Ratings Pty Ltd accepts no responsibility for the completeness or accuracy of any of the information contained herein, and makes no representations about its suitability for any particular purpose. Users should make their own judgements about those matters and/or seek independent advice. You assume all risks associated with use of the data provided on this page.

Speed Map

January 07, 2015, Race 2, MDN-SW, Distance 1350m, Spreyton - Offset 0m

Compilation date: January 2, 2015, 12:55:04 PM (EST)

StrideMaster predicted tempo is: Even.

Barrier	TAB no.	Horse	Starts	Back	Midfield	Forward
1	9	Realisticness	0			
2	6	You Didn't	1			
3	5	Geegees Prettyboy	3			
4	10	Ain't the Whisky	5			
5	7	Alsa Doll	5			
6	1	Keep Racing	4			
7	8	Fiore	3			
8	3	Classic Kye	0			
9	2	What a Buzz	3			
10	4	Dream Gazer	1			

StrideMASTER Speed Maps are generated using each horse's settled positions from their previous starts. The settled position is usually taken at the second 200m sectional crossing point in the race. This report is automatically generated from the StrideMASTER database using historical data from the horse's previous starts.

Disclaimer.








Tasracing Pty Ltd and Thoroughbred Ratings Pty Ltd accepts no responsibility for the completeness or accuracy of any of the information contained herein, and makes no representations about its suitability for any particular purpose. Users should make their own judgements about those matters and/or seek independent advice. You assume all risks associated with use of the data provided on this page.

Speed Map

January 07, 2015, Race 3, BM72, Distance 1650m, Spreyton - Offset 0m

Compilation date: January 2, 2015, 12:55:04 PM (EST)

StrideMaster predicted tempo is: Even.

Barrier	TAB no.	Horse	Starts	Back	Midfield	Forward
1	3	Roussos Destiny	5			
2	1	Gea Force	3			
3	5	Miss It And a Bit	5			
4	2	Fillout the Ticket	5			
5	6	Spun Sugar	5			
6	7	Holy Cat	5			
7	4	Gee Gee's Boss	5			

StrideMASTER Speed Maps are generated using each horse's settled positions from their previous starts. The settled position is usually taken at the second 200m sectional crossing point in the race. This report is automatically generated from the StrideMASTER database using historical data from the horse's previous starts.

Disclaimer.












Tasracing Pty Ltd and Thoroughbred Ratings Pty Ltd accepts no responsibility for the completeness or accuracy of any of the information contained herein, and makes no representations about its suitability for any particular purpose. Users should make their own judgements about those matters and/or seek independent advice. You assume all risks associated with use of the data provided on this page.

Speed Map

January 07, 2015, Race 4, BM62, Distance 2360m, Spreyton - Offset 0m

Compilation date: January 2, 2015, 12:55:04 PM (EST)

StrideMaster predicted tempo is: Even.

Barrier	TAB no.	Horse	Starts	Back	Midfield	Forward
1	9	Stacy Ann	5			
2	5	Our Mummy's Boy	5			
3	4	Geegee Pretty Jess	5			
4	3	Dollar Dan	5			
5	1	Can Get Thirsty	5			
6	6	Our Anna	5			
7	10	Delightful Weekend	5			
8	2	Master Alfred	5			
9	11	Setoni	5			
10	8	Digger's Dame	5			
11	7	All I Got	5			

StrideMASTER Speed Maps are generated using each horse's settled positions from their previous starts. The settled position is usually taken at the second 200m sectional crossing point in the race. This report is automatically generated from the StrideMASTER database using historical data from the horse's previous starts.

Disclaimer.












Tasracing Pty Ltd and Thoroughbred Ratings Pty Ltd accepts no responsibility for the completeness or accuracy of any of the information contained herein, and makes no representations about its suitability for any particular purpose. Users should make their own judgements about those matters and/or seek independent advice. You assume all risks associated with use of the data provided on this page.

Speed Map

January 07, 2015, Race 5, CL2, Distance 1350m, Spreyton - Offset 0m

Compilation date: January 2, 2015, 12:55:04 PM (EST)

StrideMaster predicted tempo is: Even.

Barrier	TAB no.	Horse	Starts	Back	Midfield	Forward
1	4	Don't We Love It	5			
2	7	Scouting Around	5			
3	3	Vigilante	5			
4	8	Arapid Squaw	4			
5	2	Just Mouse	5			
6	6	Mundine	4			
7	1	Das Good	4			
8	5	Porto	5			
9	11	All Cheer	5			
10	9	Poucher	5			
11	10	Gee Gees Showboy	5			

StrideMASTER Speed Maps are generated using each horse's settled positions from their previous starts. The settled position is usually taken at the second 200m sectional crossing point in the race. This report is automatically generated from the StrideMASTER database using historical data from the horse's previous starts.

Disclaimer.











Tasracing Pty Ltd and Thoroughbred Ratings Pty Ltd accepts no responsibility for the completeness or accuracy of any of the information contained herein, and makes no representations about its suitability for any particular purpose. Users should make their own judgements about those matters and/or seek independent advice. You assume all risks associated with use of the data provided on this page.

Speed Map

January 07, 2015, Race 6, BM62, Distance 1350m, Spreyton - Offset 0m

Compilation date: January 2, 2015, 12:55:04 PM (EST)

StrideMaster predicted tempo is: Even.

Barrier	TAB no.	Horse	Starts	Back	Midfield	Forward
1	2	Guru Rez	5			
2	3	Super Broadband	5			
3	6	Flying Ensign	4			
4	1	Gotta Have Faith	5			
5	9	Frogmoor Louie	5			
6	7	Incat	5			
7	5	Chimed Inn	5			
8	4	Chips	5			
9	10	Erin's Element	5			
10	8	Big Tilly	5			

StrideMASTER Speed Maps are generated using each horse's settled positions from their previous starts. The settled position is usually taken at the second 200m sectional crossing point in the race. This report is automatically generated from the StrideMASTER database using historical data from the horse's previous starts.

Disclaimer.














Tasracing Pty Ltd and Thoroughbred Ratings Pty Ltd accepts no responsibility for the completeness or accuracy of any of the information contained herein, and makes no representations about its suitability for any particular purpose. Users should make their own judgements about those matters and/or seek independent advice. You assume all risks associated with use of the data provided on this page.

Speed Map

January 07, 2015, Race 7, DEVONPORT CUP, Distance 1880m, Spreyton - Offset 0m

Compilation date: January 2, 2015, 12:55:04 PM (EST)

StrideMaster predicted tempo is: Even.

Barrier	TAB no.	Horse	Starts	Back	Midfield	Forward
1	7	At the Weekend	5			
2	13	Evil Intent	5			
3	6	Lander Dollar	5			
4	8	Lingo	4			
5	10	Genuine Lad	4			
6	1	Jakcorijim	4			
7	11	O'reillys Geegee	5			
8	9	Ollie's Gold	4			
9	3	Second Dozen	5			
10	5	The Producer	5			
11	12	Uboa	5			
12	2	Red Eagle	5			
13	4	Streetwise Savoire	5			

StrideMASTER Speed Maps are generated using each horse's settled positions from their previous starts. The settled position is usually taken at the second 200m sectional crossing point in the race. This report is automatically generated from the StrideMASTER database using historical data from the horse's previous starts.

Disclaimer.











Tasracing Pty Ltd and Thoroughbred Ratings Pty Ltd accepts no responsibility for the completeness or accuracy of any of the information contained herein, and makes no representations about its suitability for any particular purpose. Users should make their own judgements about those matters and/or seek independent advice. You assume all risks associated with use of the data provided on this page.

Speed Map

January 07, 2015, Race 8, QLTY HCP, Distance 1150m, Spreyton - Offset 0m

Compilation date: January 2, 2015, 12:55:04 PM (EST)

StrideMaster predicted tempo is: Even.

Barrier	TAB no.	Horse	Starts	Back	Midfield	Forward
1	9	Our Casanova	5			
2	6	California Wish	5			
3	2	Innocent Gamble	4			
4	5	Sh'bourne Spirit	4			
5	7	Private Currency	4			
6	1	Grand Tycoon	4			
7	3	Royal Rapture	4			
8	10	Wills Hope	5			
9	8	Classic Outlaw	4			
10	4	Catwen Boy	5			

StrideMASTER Speed Maps are generated using each horse's settled positions from their previous starts. The settled position is usually taken at the second 200m sectional crossing point in the race. This report is automatically generated from the StrideMASTER database using historical data from the horse's previous starts.

Disclaimer.
















Tasracing Pty Ltd and Thoroughbred Ratings Pty Ltd accepts no responsibility for the completeness or accuracy of any of the information contained herein, and makes no representations about its suitability for any particular purpose. Users should make their own judgements about those matters and/or seek independent advice. You assume all risks associated with use of the data provided on this page.

Speed Map

January 07, 2015, Race 9, CL1, Distance 1150m, Spreyton - Offset 0m

Compilation date: January 2, 2015, 12:55:04 PM (EST)

StrideMaster predicted tempo is: Even.

Barrier	TAB no.	Horse	Starts	Back	Midfield	Forward
1	13	Tyrekicker	5			
2	14	Bring Me Sunshine	4			
3	15	Geegees Joker	2			
4	8	A Little Bit Dutch	4			
5	7	Nuclear Star	5			
6	2	Manchero	4			
7	12	Jonolly Lass	5			
8	3	Frinja	4			
9	11	Watch Over Me	4			
10	4	Magnetic Queen	2			
11	1	Lampo	4			
12	9	That's What We Do	2			
13	10	The Stockman	5			
14	6	Before All	5			
15	5	Vedo	5			

StrideMASTER Speed Maps are generated using each horse's settled positions from their previous starts. The settled position is usually taken at the second 200m sectional crossing point in the race. This report is automatically generated from the StrideMASTER database using historical data from the horse's previous starts.

Disclaimer.

Tasracing Pty Ltd and Thoroughbred Ratings Pty Ltd accepts no responsibility for the completeness or accuracy of any of the information contained herein, and makes no representations about its suitability for any particular purpose. Users should make their own judgements about those matters and/or seek independent advice. You assume all risks associated with use of the data provided on this page.