



Speed Map

Tasmanian Racing Club, Hobart, January 11, 2015

Form Guide

Compilation date: January 8, 2015, 2:53:00 PM (EST)

Copyright © 2015 Tasracing Pty Ltd. All rights reserved.

Trademarks.

StrideMASTER is a registered trademark of Thoroughbred Ratings Pty Ltd.

Disclaimer.













Tasracing Pty Ltd and Thoroughbred Ratings Pty Ltd accepts no responsibility for the completeness or accuracy of any of the information contained herein, and makes no representations about its suitability for any particular purpose. Users should make their own judgements about those matters and/or seek independent advice. You assume all risks associated with use of the data provided on this page.

Speed Map

January 11, 2015, Race 1, MDN/CL1-SW, Distance 1600m, Elwick Course Proper - Offset 0m

Compilation date: January 8, 2015, 2:53:00 PM (EST)

StrideMaster predicted tempo is: Even.

Barrier	TAB no.	Horse	Starts	Back	Midfield	Forward
1	7	Anytime Soon	4			
2	4	Shezastig	5			
3	5	Strictly Romance	5			
4	12	What a Night	1			
5	10	Eternal Dream	5			
6	1	Arkadashim	5			
7	6	Victory Medal	4			
8	11	Bachelor Fever	2			
9	3	Give Me a Tip	5			
10	2	Known About Town	4			
11	9	Shayana	5			
12	8	Incumsdacash	5			

StrideMASTER Speed Maps are generated using each horse's settled positions from their previous starts. The settled position is usually taken at the second 200m sectional crossing point in the race. This report is automatically generated from the StrideMASTER database using historical data from the horse's previous starts.

Disclaimer.












Tasracing Pty Ltd and Thoroughbred Ratings Pty Ltd accepts no responsibility for the completeness or accuracy of any of the information contained herein, and makes no representations about its suitability for any particular purpose. Users should make their own judgements about those matters and/or seek independent advice. You assume all risks associated with use of the data provided on this page.

Speed Map

January 11, 2015, Race 2, MDN/CL1-SW, Distance 1600m, Elwick Course Proper - Offset 0m

Compilation date: January 8, 2015, 2:53:00 PM (EST)

StrideMaster predicted tempo is: Fast.

Barrier	TAB no.	Horse	Starts	Back	Midfield	Forward
1	6	Well I Wonder	3			
2	2	All Wrapped Up	2			
3	10	So Vain	2			
4	11	Crib Point	5			
5	4	Steven's Wonder	5			
6	7	Don't Be Nasty	3			
7	5	Trelew	5			
8	3	Good Call Paul	4			
9	9	Dark Wind	3			
10	1	Lake Fergus	5			
11	8	Livermore	4			

StrideMASTER Speed Maps are generated using each horse's settled positions from their previous starts. The settled position is usually taken at the second 200m sectional crossing point in the race. This report is automatically generated from the StrideMASTER database using historical data from the horse's previous starts.

Disclaimer.






Tasracing Pty Ltd and Thoroughbred Ratings Pty Ltd accepts no responsibility for the completeness or accuracy of any of the information contained herein, and makes no representations about its suitability for any particular purpose. Users should make their own judgements about those matters and/or seek independent advice. You assume all risks associated with use of the data provided on this page.

Speed Map

January 11, 2015, Race 3, 3Y MDN-SW, Distance 1100m, Elwick Course Proper - Offset 0m

Compilation date: January 8, 2015, 2:53:01 PM (EST)

StrideMaster predicted tempo is: Fast.

Barrier	TAB no.	Horse	Starts	Back	Midfield	Forward
1	3	Squire	0			
2	6	Hey Girl	0			
3	11	Tycoon Navigator	0			
4	2	Mancini	2			
5	4	All Bar Madison	5			
6	7	Mel Loves Vodka	1			
7	1	Demons Run	0			
8	9	Speed Buzz	2			
9	5	Count My Blessings	3			
10	10	Tough Belle	0			
11	8	Miss Waddington	0			

StrideMASTER Speed Maps are generated using each horse's settled positions from their previous starts. The settled position is usually taken at the second 200m sectional crossing point in the race. This report is automatically generated from the StrideMASTER database using historical data from the horse's previous starts.

Disclaimer.









Tasracing Pty Ltd and Thoroughbred Ratings Pty Ltd accepts no responsibility for the completeness or accuracy of any of the information contained herein, and makes no representations about its suitability for any particular purpose. Users should make their own judgements about those matters and/or seek independent advice. You assume all risks associated with use of the data provided on this page.

Speed Map

January 11, 2015, Race 4, MDN-SW, Distance 1200m, Elwick Course Proper - Offset 0m

Compilation date: January 8, 2015, 2:53:01 PM (EST)

StrideMaster predicted tempo is: Even.

Barrier	TAB no.	Horse	Starts	Back	Midfield	Forward
1	2	Paleface Presto	2			
2	5	Etown	4			
3	4	Who Decides	0			
4	3	Sir Halliday	5			
5	6	Hirvonen	2			
6	8	Debauche	3			
7	9	Havadable	1			
8	1	Game of Thrones	5			
9	7	You Didn't	1			

StrideMASTER Speed Maps are generated using each horse's settled positions from their previous starts. The settled position is usually taken at the second 200m sectional crossing point in the race. This report is automatically generated from the StrideMASTER database using historical data from the horse's previous starts.

Disclaimer.











Tasracing Pty Ltd and Thoroughbred Ratings Pty Ltd accepts no responsibility for the completeness or accuracy of any of the information contained herein, and makes no representations about its suitability for any particular purpose. Users should make their own judgements about those matters and/or seek independent advice. You assume all risks associated with use of the data provided on this page.

Speed Map

January 11, 2015, Race 5, CL2, Distance 1200m, Elwick Course Proper - Offset 0m

Compilation date: January 8, 2015, 2:53:01 PM (EST)

StrideMaster predicted tempo is: Even.

Barrier	TAB no.	Horse	Starts	Back	Midfield	Forward
1	3	Downwind	5			
2	5	Ritzy Bar	5			
3	6	Vinder	5			
4	2	Varian	5			
5	1	Prince Stratum	3			
6	7	Our Lucky Girl	5			
7	10	Bazanne	5			
8	4	Lady Jane	2			
9	9	Speedy Sort	5			
10	8	Miss Mars	3			

StrideMASTER Speed Maps are generated using each horse's settled positions from their previous starts. The settled position is usually taken at the second 200m sectional crossing point in the race. This report is automatically generated from the StrideMASTER database using historical data from the horse's previous starts.

Disclaimer.














Tasracing Pty Ltd and Thoroughbred Ratings Pty Ltd accepts no responsibility for the completeness or accuracy of any of the information contained herein, and makes no representations about its suitability for any particular purpose. Users should make their own judgements about those matters and/or seek independent advice. You assume all risks associated with use of the data provided on this page.

Speed Map

January 11, 2015, Race 6, QLTY HCP, Distance 2100m, Elwick Course Proper - Offset 0m

Compilation date: January 8, 2015, 2:53:01 PM (EST)

StrideMaster predicted tempo is: Slow.

Barrier	TAB no.	Horse	Starts	Back	Midfield	Forward
1	1	Geegees Blackflash	5			
2	2	Lucky Chappy	1			
3	13	By Far	5			
4	4	Keukenhof	5			
5	3	Cherry Dancer	5			
6	10	Gee Gee Black Fury	5			
7	8	Gee Gee Miss Bee	4			
8	6	Landstar	5			
9	11	Kings View	3			
10	5	Deux Foix	5			
11	12	Prom King	5			
12	7	Grey Gown	5			
13	9	Another Lad Al	4			

StrideMASTER Speed Maps are generated using each horse's settled positions from their previous starts. The settled position is usually taken at the second 200m sectional crossing point in the race. This report is automatically generated from the StrideMASTER database using historical data from the horse's previous starts.

Disclaimer.











Tasracing Pty Ltd and Thoroughbred Ratings Pty Ltd accepts no responsibility for the completeness or accuracy of any of the information contained herein, and makes no representations about its suitability for any particular purpose. Users should make their own judgements about those matters and/or seek independent advice. You assume all risks associated with use of the data provided on this page.

Speed Map

January 11, 2015, Race 7, TAS GUINEAS, Distance 1600m, Elwick Course Proper - Offset 0m

Compilation date: January 8, 2015, 2:53:01 PM (EST)

StrideMaster predicted tempo is: Even.

Barrier	TAB no.	Horse	Starts	Back	Midfield	Forward
1	6	Shiralee	4			
2	2	Calavera	5			
3	7	Eternal Speed	5			
4	9	Thing One	5			
5	8	Follow My Dust	3			
6	1	Admiral	4			
7	10	Geegees Goldengirl	4			
8	4	Valdez	5			
9	3	Geegees Brightstar	4			
10	5	Geegees Classicboy	5			

StrideMASTER Speed Maps are generated using each horse's settled positions from their previous starts. The settled position is usually taken at the second 200m sectional crossing point in the race. This report is automatically generated from the StrideMASTER database using historical data from the horse's previous starts.

Disclaimer.















Tasracing Pty Ltd and Thoroughbred Ratings Pty Ltd accepts no responsibility for the completeness or accuracy of any of the information contained herein, and makes no representations about its suitability for any particular purpose. Users should make their own judgements about those matters and/or seek independent advice. You assume all risks associated with use of the data provided on this page.

Speed Map

January 11, 2015, Race 8, CL1, Distance 1100m, Elwick Course Proper - Offset 0m

Compilation date: January 8, 2015, 2:53:01 PM (EST)

StrideMaster predicted tempo is: Fast.

Barrier	TAB no.	Horse	Starts	Back	Midfield	Forward
1	3	Prickly Diamonds	5			
2	14	Dartel	4			
3	1	Mr Anpranks	1			
4	5	Lampo	4			
5	9	Midnight Tears	3			
6	10	Secrets She Has	3			
7	13	Gotta Have Vibe	4			
8	11	Tycoon Gypsy	4			
9	4	Geegees Soprano	5			
10	7	Frinja	4			
11	12	Bonny's Legacy	4			
12	8	One More Red	5			
13	6	Meconsul	4			
14	2	Shah Deimos	4			

StrideMASTER Speed Maps are generated using each horse's settled positions from their previous starts. The settled position is usually taken at the second 200m sectional crossing point in the race. This report is automatically generated from the StrideMASTER database using historical data from the horse's previous starts.

Disclaimer.













Tasracing Pty Ltd and Thoroughbred Ratings Pty Ltd accepts no responsibility for the completeness or accuracy of any of the information contained herein, and makes no representations about its suitability for any particular purpose. Users should make their own judgements about those matters and/or seek independent advice. You assume all risks associated with use of the data provided on this page.

Speed Map

January 11, 2015, Race 9, F&M BM72, Distance 1400m, Elwick Course Proper - Offset 0m

Compilation date: January 8, 2015, 2:53:01 PM (EST)

StrideMaster predicted tempo is: Even.

Barrier	TAB no.	Horse	Starts	Back	Midfield	Forward
1	1	My Temptation	5			
2	2	Geegees Velvet	5			
3	5	Huss Style	5			
4	6	Isn't Life Strange	5			
5	11	Rumeron	5			
6	4	Acacia Bloom	5			
7	9	Viva La Verve	5			
8	3	Allegro Dehere	5			
9	8	Skip to the Moon	3			
10	7	Saturn Shimmy	5			
11	10	Hyperbole	4			
12	12	Carnelian Crystal	5			

StrideMASTER Speed Maps are generated using each horse's settled positions from their previous starts. The settled position is usually taken at the second 200m sectional crossing point in the race. This report is automatically generated from the StrideMASTER database using historical data from the horse's previous starts.

Disclaimer.

Tasracing Pty Ltd and Thoroughbred Ratings Pty Ltd accepts no responsibility for the completeness or accuracy of any of the information contained herein, and makes no representations about its suitability for any particular purpose. Users should make their own judgements about those matters and/or seek independent advice. You assume all risks associated with use of the data provided on this page.