



## Speed Map

Tasmanian Turf Club, Launceston, January 21, 2015

### Form Guide

Compilation date: January 19, 2015, 12:29:35 PM (EST)

Copyright © 2015 Tasracing Pty Ltd. All rights reserved.

### Trademarks.

StrideMASTER is a registered trademark of Thoroughbred Ratings Pty Ltd.

### Disclaimer.



















Tasracing Pty Ltd and Thoroughbred Ratings Pty Ltd accepts no responsibility for the completeness or accuracy of any of the information contained herein, and makes no representations about its suitability for any particular purpose. Users should make their own judgements about those matters and/or seek independent advice. You assume all risks associated with use of the data provided on this page.

# Speed Map

January 21, 2015, Race 1, MDN/CL1-SW, Distance 2100m, Mowbray - Offset 0m

Compilation date: January 19, 2015, 12:29:36 PM (EST)

StrideMaster predicted tempo is: Slow.

Barrier	TAB no.	Horse	Starts	Back	Midfield	Forward
1	7	Trelew	5			
2	6	Lead Us	4			
3	2	Our Mummy's Boy	5			
4	11	Dark Wind	3			
5	14	Raky's Late	3			
6	17	Improvised	0			
7	3	All Wrapped Up	3			
8	8	Victory Medal	4			
9	9	Incumsdacash	5			
10	19	Regal Quality	5			
11	18	Good Call Paul	5			
12	12	Mercyful Fate	5			
13	16	Setoni	5			
14	10	Alsa Doll	5			
15	1	Lake Fergus	4			
16	13	Pinjewel	4			
17	5	Bloodshot	5			
18	4	Don't Tell Kayla	5			
19	15	So Vain	3			

StrideMASTER Speed Maps are generated using each horse's settled positions from their previous starts. The settled position is usually taken at the second 200m sectional crossing point in the race. This report is automatically generated from the StrideMASTER database using historical data from the horse's previous starts.

**Disclaimer.**








Tasracing Pty Ltd and Thoroughbred Ratings Pty Ltd accepts no responsibility for the completeness or accuracy of any of the information contained herein, and makes no representations about its suitability for any particular purpose. Users should make their own judgements about those matters and/or seek independent advice. You assume all risks associated with use of the data provided on this page.

# Speed Map

January 21, 2015, Race 2, 3Y MDN-SW, Distance 1200m, Mowbray - Offset 0m

Compilation date: January 19, 2015, 12:29:36 PM (EST)

StrideMaster predicted tempo is: Even.

Barrier	TAB no.	Horse	Starts	Back	Midfield	Forward
1	4	Squire	1			
2	1	Cynical Man	1			
3	5	Chelsarli	2			
4	7	Into the Wind	0			
5	10	Mona	0			
6	3	Roser's Quest	5			
7	6	Count My Blessings	4			
8	2	Etown	4			
9	8	Love Quest	0			
10	11	Shutterfly	0			
11	9	Majestic Milly	3			
12	12	Zemiro	0			

StrideMASTER Speed Maps are generated using each horse's settled positions from their previous starts. The settled position is usually taken at the second 200m sectional crossing point in the race. This report is automatically generated from the StrideMASTER database using historical data from the horse's previous starts.

#### Disclaimer.











Tasracing Pty Ltd and Thoroughbred Ratings Pty Ltd accepts no responsibility for the completeness or accuracy of any of the information contained herein, and makes no representations about its suitability for any particular purpose. Users should make their own judgements about those matters and/or seek independent advice. You assume all risks associated with use of the data provided on this page.

# Speed Map

January 21, 2015, Race 3, MDN-SW, Distance 1200m, Mowbray - Offset 0m

Compilation date: January 19, 2015, 12:29:37 PM (EST)

StrideMaster predicted tempo is: Even.

Barrier	TAB no.	Horse	Starts	Back	Midfield	Forward
1	7	Joyville	3			
2	6	Fiore	4			
3	11	New Vision	5			
4	5	Big Pegg	1			
5	12	Rusty Barrel	1			
6	4	Shinziggy	1			
7	9	Mayan Sun	0			
8	1	Golnali	4			
9	8	Mary Three	1			
10	10	Morning Starlet	0			
11	2	Lost My Patience	5			
12	3	Paleface Presto	3			

StrideMASTER Speed Maps are generated using each horse's settled positions from their previous starts. The settled position is usually taken at the second 200m sectional crossing point in the race. This report is automatically generated from the StrideMASTER database using historical data from the horse's previous starts.

## Disclaimer.














Tasracing Pty Ltd and Thoroughbred Ratings Pty Ltd accepts no responsibility for the completeness or accuracy of any of the information contained herein, and makes no representations about its suitability for any particular purpose. Users should make their own judgements about those matters and/or seek independent advice. You assume all risks associated with use of the data provided on this page.

# Speed Map

January 21, 2015, Race 4, BM72, Distance 1400m, Mowbray - Offset 0m

Compilation date: January 19, 2015, 12:29:37 PM (EST)

StrideMaster predicted tempo is: Even.

Barrier	TAB no.	Horse	Starts	Back	Midfield	Forward
1	11	Isn't Life Strange	5			
2	13	Skip to the Moon	4			
3	8	Gotta Have Faith	5			
4	9	Hot to Trot	5			
5	1	Barysh Quest	5			
6	5	Guru Rez	5			
7	4	Our Casanova	5			
8	3	Tuktoyaktuk	5			
9	2	Musique Player	5			
10	6	Moonless	5			
11	7	Savoire Step	5			
12	12	Acacia Bloom	5			
13	10	Difrent	5			

StrideMASTER Speed Maps are generated using each horse's settled positions from their previous starts. The settled position is usually taken at the second 200m sectional crossing point in the race. This report is automatically generated from the StrideMASTER database using historical data from the horse's previous starts.

#### Disclaimer.











Tasracing Pty Ltd and Thoroughbred Ratings Pty Ltd accepts no responsibility for the completeness or accuracy of any of the information contained herein, and makes no representations about its suitability for any particular purpose. Users should make their own judgements about those matters and/or seek independent advice. You assume all risks associated with use of the data provided on this page.

# Speed Map

January 21, 2015, Race 5, 1000 GNEAS, Distance 1600m, Mowbray - Offset 0m

Compilation date: January 19, 2015, 12:29:37 PM (EST)

StrideMaster predicted tempo is: Even.

Barrier	TAB no.	Horse	Starts	Back	Midfield	Forward
1	2	Shayana	5			
2	5	Rustical	4			
3	3	Hyperbole	5			
4	8	Gwemrae	5			
5	4	Savrajette	5			
6	7	Ryan's Daughter	3			
7	10	Ruboni	3			
8	1	Bella Venus	5			
9	6	Crib Point	5			
10	9	Aim for the Moon	5			

StrideMASTER Speed Maps are generated using each horse's settled positions from their previous starts. The settled position is usually taken at the second 200m sectional crossing point in the race. This report is automatically generated from the StrideMASTER database using historical data from the horse's previous starts.

#### Disclaimer.








Tasracing Pty Ltd and Thoroughbred Ratings Pty Ltd accepts no responsibility for the completeness or accuracy of any of the information contained herein, and makes no representations about its suitability for any particular purpose. Users should make their own judgements about those matters and/or seek independent advice. You assume all risks associated with use of the data provided on this page.

# Speed Map

January 21, 2015, Race 6, STKS, Distance 1200m, Mowbray - Offset 0m

Compilation date: January 19, 2015, 12:29:37 PM (EST)

StrideMaster predicted tempo is: Fast.

Barrier	TAB no.	Horse	Starts	Back	Midfield	Forward
1	6	Arenzano	5			
2	3	Hellova Street	5			
3	2	Grand Tycoon	4			
4	4	Royal Rapture	4			
5	1	Pitt Street	3			
6	7	Snippetee Bee	5			
7	5	Prince Stratum	4			

StrideMASTER Speed Maps are generated using each horse's settled positions from their previous starts. The settled position is usually taken at the second 200m sectional crossing point in the race. This report is automatically generated from the StrideMASTER database using historical data from the horse's previous starts.

#### Disclaimer.











Tasracing Pty Ltd and Thoroughbred Ratings Pty Ltd accepts no responsibility for the completeness or accuracy of any of the information contained herein, and makes no representations about its suitability for any particular purpose. Users should make their own judgements about those matters and/or seek independent advice. You assume all risks associated with use of the data provided on this page.

# Speed Map

January 21, 2015, Race 7, CL4, Distance 1200m, Mowbray - Offset 0m

Compilation date: January 19, 2015, 12:29:37 PM (EST)

StrideMaster predicted tempo is: Even.

Barrier	TAB no.	Horse	Starts	Back	Midfield	Forward
1	7	Wonzzee	4			
2	2	Liluka Belle	5			
3	3	Espry	5			
4	10	Incat	5			
5	6	Vision of Beauty	4			
6	5	Triple Bee	5			
7	8	Bel Ombre	4			
8	9	Reach the Moon	5			
9	4	Van Diemens Fire	5			
10	1	Bideford	5			

StrideMASTER Speed Maps are generated using each horse's settled positions from their previous starts. The settled position is usually taken at the second 200m sectional crossing point in the race. This report is automatically generated from the StrideMASTER database using historical data from the horse's previous starts.

#### Disclaimer.

Tasracing Pty Ltd and Thoroughbred Ratings Pty Ltd accepts no responsibility for the completeness or accuracy of any of the information contained herein, and makes no representations about its suitability for any particular purpose. Users should make their own judgements about those matters and/or seek independent advice. You assume all risks associated with use of the data provided on this page.















# Speed Map

January 21, 2015, Race 8, CL2, Distance 1400m, Mowbray - Offset 0m

Compilation date: January 19, 2015, 12:29:37 PM (EST)

StrideMaster predicted tempo is: Even.

Barrier	TAB no.	Horse	Starts	Back	Midfield	Forward
1	3	Don't We Love It	5			
2	9	Magnetic Queen	3			
3	11	Poucher	5			
4	7	Stella Etoile	5			
5	1	Varian	5			
6	10	Big Tilly	4			
7	12	All Cheer	5			
8	8	Ritzy Bar	5			
9	6	Staples Gee Gee	4			
10	4	Ourmatealvin	5			
11	2	Hugo	5			
12	5	Porto	5			

StrideMASTER Speed Maps are generated using each horse's settled positions from their previous starts. The settled position is usually taken at the second 200m sectional crossing point in the race. This report is automatically generated from the StrideMASTER database using historical data from the horse's previous starts.

**Disclaimer.**

Tasracing Pty Ltd and Thoroughbred Ratings Pty Ltd accepts no responsibility for the completeness or accuracy of any of the information contained herein, and makes no representations about its suitability for any particular purpose. Users should make their own judgements about those matters and/or seek independent advice. You assume all risks associated with use of the data provided on this page.