



Speed Map

Tasmanian Racing Club, Hobart, January 25, 2015

Form Guide

Compilation date: January 22, 2015, 11:32:26 AM (EST)

Copyright © 2015 Tasracing Pty Ltd. All rights reserved.

Trademarks.

StrideMASTER is a registered trademark of Thoroughbred Ratings Pty Ltd.

Disclaimer.






Tasracing Pty Ltd and Thoroughbred Ratings Pty Ltd accepts no responsibility for the completeness or accuracy of any of the information contained herein, and makes no representations about its suitability for any particular purpose. Users should make their own judgements about those matters and/or seek independent advice. You assume all risks associated with use of the data provided on this page.

Speed Map

January 25, 2015, Race 1, 2Y MDN-SW, Distance 1000m, Undefined

Compilation date: January 22, 2015, 11:32:26 AM (EST)

StrideMaster predicted tempo is: Even.

Barrier	TAB no.	Horse	Starts	Back	Midfield	Forward
1	8	Geegees Double Jo	3			
2	4	Mac 'n' Muhcu	0			
3	7	Full of Promises	0			
4	6	Sky of Stars	0			
5	11	Tilmosa	0			
6	10	Stormy Affair	0			
7	13	Nikita's Girl	1			
8	9	Parisian Lush	0			
9	1	Geegees Close Call	1			
10	12	Gee Gees Vicki	1			
11	2	Geegees Gran Lodge	2			
12	3	Geegees Muscle Man	0			
13	5	Our Cheerio	0			

StrideMASTER Speed Maps are generated using each horse's settled positions from their previous starts. The settled position is usually taken at the second 200m sectional crossing point in the race. This report is automatically generated from the StrideMASTER database using historical data from the horse's previous starts.

Disclaimer.










Tasracing Pty Ltd and Thoroughbred Ratings Pty Ltd accepts no responsibility for the completeness or accuracy of any of the information contained herein, and makes no representations about its suitability for any particular purpose. Users should make their own judgements about those matters and/or seek independent advice. You assume all risks associated with use of the data provided on this page.

Speed Map

January 25, 2015, Race 2, MDN-SW, Distance 1100m, Undefined

Compilation date: January 22, 2015, 11:32:27 AM (EST)

StrideMaster predicted tempo is: Even.

Barrier	TAB no.	Horse	Starts	Back	Midfield	Forward
1	6	A Matter of Time	0			
2	8	Rocklea Road	0			
3	5	Who Decides	0			
4	3	Shorty Knox	1			
5	4	The Daily Show	5			
6	2	Game of Thrones	5			
7	10	Tangerine Queen	5			
8	11	All Bar Madison	5			
9	7	Gee Gees Supreme	5			
10	1	Cold Steel	0			
11	14	Tough Belle	1			
12	9	Islandsinthestream	3			
13	13	Seajamm	0			
14	12	Hey Girl	1			

StrideMASTER Speed Maps are generated using each horse's settled positions from their previous starts. The settled position is usually taken at the second 200m sectional crossing point in the race. This report is automatically generated from the StrideMASTER database using historical data from the horse's previous starts.

Disclaimer.


















Tasracing Pty Ltd and Thoroughbred Ratings Pty Ltd accepts no responsibility for the completeness or accuracy of any of the information contained herein, and makes no representations about its suitability for any particular purpose. Users should make their own judgements about those matters and/or seek independent advice. You assume all risks associated with use of the data provided on this page.

Speed Map

January 25, 2015, Race 3, MDN/CL1-SW, Distance 1600m, Undefined

Compilation date: January 22, 2015, 11:32:27 AM (EST)

StrideMaster predicted tempo is: Even.

Barrier	TAB no.	Horse	Starts	Back	Midfield	Forward
1	15	Easy As That	3			
2	8	Well I Wonder	4			
3	14	Grey Hype	5			
4	12	Realisticness	2			
5	18	Le Piccole Cose	3			
6	4	Magnasa	5			
7	5	Galway Warrior	0			
8	17	Gee Gees Showboy	4			
9	16	Eternal Speed	4			
10	2	Lake Fergus	4			
11	9	Don't Be Nasty	4			
12	13	What a Night	2			
13	11	Eternal Dream	5			
14	6	Shezastig	5			
15	1	Arkadashim	5			
16	7	Steven's Wonder	5			
17	3	Just Run	5			
18	10	Mancini	3			

StrideMASTER Speed Maps are generated using each horse's settled positions from their previous starts. The settled position is usually taken at the second 200m sectional crossing point in the race. This report is automatically generated from the StrideMASTER database using historical data from the horse's previous starts.

Disclaimer.














Tasracing Pty Ltd and Thoroughbred Ratings Pty Ltd accepts no responsibility for the completeness or accuracy of any of the information contained herein, and makes no representations about its suitability for any particular purpose. Users should make their own judgements about those matters and/or seek independent advice. You assume all risks associated with use of the data provided on this page.

Speed Map

January 25, 2015, Race 4, BM62, Distance 2100m, Undefined

Compilation date: January 22, 2015, 11:32:27 AM (EST)

StrideMaster predicted tempo is: Slow.

Barrier	TAB no.	Horse	Starts	Back	Midfield	Forward
1	12	Ourmaher	5			
2	1	Grey Gown	5			
3	13	Digger's Dame	5			
4	2	Roussos Destiny	5			
5	7	Our Mummy's Boy	5			
6	10	By Far	5			
7	9	All I Got	5			
8	4	Gee Gee Black Fury	5			
9	6	Mister Baldock	4			
10	3	Hold True	5			
11	8	Perplexing	5			
12	5	Gee Gee Miss Bee	4			
13	11	Our Anna	5			

StrideMASTER Speed Maps are generated using each horse's settled positions from their previous starts. The settled position is usually taken at the second 200m sectional crossing point in the race. This report is automatically generated from the StrideMASTER database using historical data from the horse's previous starts.

Disclaimer.














Tasracing Pty Ltd and Thoroughbred Ratings Pty Ltd accepts no responsibility for the completeness or accuracy of any of the information contained herein, and makes no representations about its suitability for any particular purpose. Users should make their own judgements about those matters and/or seek independent advice. You assume all risks associated with use of the data provided on this page.

Speed Map

January 25, 2015, Race 5, CL1, Distance 1200m, Undefined

Compilation date: January 22, 2015, 11:32:27 AM (EST)

StrideMaster predicted tempo is: Even.

Barrier	TAB no.	Horse	Starts	Back	Midfield	Forward
1	4	Fairly French	5			
2	10	Speed Buzz	3			
3	12	Strictly Romance	5			
4	5	Manchero	4			
5	6	Frinja	4			
6	8	Hail Maher	0			
7	11	A Little Bit Dutch	4			
8	9	Secrets She Has	3			
9	3	Family Ty	4			
10	7	Nuclear Star	5			
11	2	Geegees Soprano	5			
12	14	Erin's Element	5			
13	13	Watch Over Me	4			
14	1	Mr Anpranks	2			

StrideMASTER Speed Maps are generated using each horse's settled positions from their previous starts. The settled position is usually taken at the second 200m sectional crossing point in the race. This report is automatically generated from the StrideMASTER database using historical data from the horse's previous starts.

Disclaimer.














Tasracing Pty Ltd and Thoroughbred Ratings Pty Ltd accepts no responsibility for the completeness or accuracy of any of the information contained herein, and makes no representations about its suitability for any particular purpose. Users should make their own judgements about those matters and/or seek independent advice. You assume all risks associated with use of the data provided on this page.

Speed Map

January 25, 2015, Race 6, CL1, Distance 1200m, Undefined

Compilation date: January 22, 2015, 11:32:27 AM (EST)

StrideMaster predicted tempo is: Even.

Barrier	TAB no.	Horse	Starts	Back	Midfield	Forward
1	10	Tycoon Gypsy	5			
2	2	Princess Royale	2			
3	9	Testa Gee Gee	4			
4	4	Prickly Diamonds	5			
5	14	Bonny's Legacy	4			
6	11	Debauche	4			
7	1	Kool Kash	3			
8	13	Jonolly Lass	5			
9	7	Bachelor's Life	5			
10	3	Meconsul	5			
11	8	Arapid Squaw	4			
12	12	She's Drahmatic	5			
13	6	Sweet Ginger Brown	5			
14	5	Dane Koshka	0			

StrideMASTER Speed Maps are generated using each horse's settled positions from their previous starts. The settled position is usually taken at the second 200m sectional crossing point in the race. This report is automatically generated from the StrideMASTER database using historical data from the horse's previous starts.

Disclaimer.













Tasracing Pty Ltd and Thoroughbred Ratings Pty Ltd accepts no responsibility for the completeness or accuracy of any of the information contained herein, and makes no representations about its suitability for any particular purpose. Users should make their own judgements about those matters and/or seek independent advice. You assume all risks associated with use of the data provided on this page.

Speed Map

January 25, 2015, Race 7, F&M-SWP, Distance 1100m, Undefined

Compilation date: January 22, 2015, 11:32:27 AM (EST)

StrideMaster predicted tempo is: Fast.

Barrier	TAB no.	Horse	Starts	Back	Midfield	Forward
1	13	Downwind	5			
2	6	Sh'bourne Spirit	4			
3	1	Awasita	0			
4	9	Miss Elsa	5			
5	10	Savvy Princess	5			
6	3	Snippetee Bee	4			
7	12	Merrick's Beauty	4			
8	5	Flash Al Moon	5			
9	11	Devil's Tears	5			
10	7	Miss Middleton	5			
11	8	Heartbreak Lass	5			
12	4	My Temptation	5			
13	2	California Wish	5			

StrideMASTER Speed Maps are generated using each horse's settled positions from their previous starts. The settled position is usually taken at the second 200m sectional crossing point in the race. This report is automatically generated from the StrideMASTER database using historical data from the horse's previous starts.

Disclaimer.










Tasracing Pty Ltd and Thoroughbred Ratings Pty Ltd accepts no responsibility for the completeness or accuracy of any of the information contained herein, and makes no representations about its suitability for any particular purpose. Users should make their own judgements about those matters and/or seek independent advice. You assume all risks associated with use of the data provided on this page.

Speed Map

January 25, 2015, Race 8, WFA, Distance 2200m, Undefined

Compilation date: January 22, 2015, 11:32:27 AM (EST)

StrideMaster predicted tempo is: Even.

Barrier	TAB no.	Horse	Starts	Back	Midfield	Forward
1	2	Banca Mo	4			
2	4	Another Lad Al	4			
3	3	Jakcorijim	4			
4	6	Prom King	5			
5	1	Geeges Blackflash	5			
6	7	Genuine Lad	4			
7	5	Player One	5			
8	8	Iggimacool	5			
9	9	Geeges Velvet	5			

StrideMASTER Speed Maps are generated using each horse's settled positions from their previous starts. The settled position is usually taken at the second 200m sectional crossing point in the race. This report is automatically generated from the StrideMASTER database using historical data from the horse's previous starts.

Disclaimer.










Tasracing Pty Ltd and Thoroughbred Ratings Pty Ltd accepts no responsibility for the completeness or accuracy of any of the information contained herein, and makes no representations about its suitability for any particular purpose. Users should make their own judgements about those matters and/or seek independent advice. You assume all risks associated with use of the data provided on this page.

Speed Map

January 25, 2015, Race 9, HOBART GNEAS, Distance 2100m, Undefined

Compilation date: January 22, 2015, 11:32:28 AM (EST)

StrideMaster predicted tempo is: Even.

Barrier	TAB no.	Horse	Starts	Back	Midfield	Forward
1	7	Warrior of Fire	0			
2	2	Geegees Brightstar	5			
3	1	Calavera	5			
4	10	Geegees Goldengirl	4			
5	6	Follow My Dust	4			
6	5	Shiralee	4			
7	9	Livermore	5			
8	11	Fifty Eight Facets	0			
9	8	Don't Tell Kayla	5			
10	3	Valdez	5			
11	4	Geegees Classicboy	5			

StrideMASTER Speed Maps are generated using each horse's settled positions from their previous starts. The settled position is usually taken at the second 200m sectional crossing point in the race. This report is automatically generated from the StrideMASTER database using historical data from the horse's previous starts.

Disclaimer.











Tasracing Pty Ltd and Thoroughbred Ratings Pty Ltd accepts no responsibility for the completeness or accuracy of any of the information contained herein, and makes no representations about its suitability for any particular purpose. Users should make their own judgements about those matters and/or seek independent advice. You assume all risks associated with use of the data provided on this page.

Speed Map

January 25, 2015, Race 10, CL2, Distance 1100m, Undefined

Compilation date: January 22, 2015, 11:32:28 AM (EST)

StrideMaster predicted tempo is: Fast.

Barrier	TAB no.	Horse	Starts	Back	Midfield	Forward
1	10	Bring Me Sunshine	3			
2	7	Our Lucky Girl	5			
3	8	Miss Mars	3			
4	9	Bazanne	5			
5	5	Beryl Bee	5			
6	2	Lustica	5			
7	6	Vinder	5			
8	3	Silandro	5			
9	1	He's Applz	5			
10	4	Vedo	5			

StrideMASTER Speed Maps are generated using each horse's settled positions from their previous starts. The settled position is usually taken at the second 200m sectional crossing point in the race. This report is automatically generated from the StrideMASTER database using historical data from the horse's previous starts.

Disclaimer.

Tasracing Pty Ltd and Thoroughbred Ratings Pty Ltd accepts no responsibility for the completeness or accuracy of any of the information contained herein, and makes no representations about its suitability for any particular purpose. Users should make their own judgements about those matters and/or seek independent advice. You assume all risks associated with use of the data provided on this page.