



## Speed Map

Tasmanian Turf Club, Launceston, February 11, 2015

### Form Guide

Compilation date: February 10, 2015, 10:19:45 AM (EST)

Copyright © 2015 Tasracing Pty Ltd. All rights reserved.

### Trademarks.

StrideMASTER is a registered trademark of Thoroughbred Ratings Pty Ltd.

### Disclaimer.
















Tasracing Pty Ltd and Thoroughbred Ratings Pty Ltd accepts no responsibility for the completeness or accuracy of any of the information contained herein, and makes no representations about its suitability for any particular purpose. Users should make their own judgements about those matters and/or seek independent advice. You assume all risks associated with use of the data provided on this page.

# Speed Map

February 11, 2015, Race 1, MDN-SW, Distance 1420m, Mowbray - Offset 4m

Compilation date: February 10, 2015, 10:19:45 AM (EST)

StrideMaster predicted tempo is: Slow.

Barrier	TAB no.	Horse	Starts	Back	Midfield	Forward
1	2	Kompressor	0			
2	15	Livia's Lite	5			
3	6	What a Buzz	5			
4	7	Dream Gazer	2			
5	4	Rest Upon	5			
6	5	Shinziggy	3			
7	1	Cold Steel	2			
8	13	Ocean Star	3			
9	8	Gee Gees Tell All	4			
10	10	Alpine Angel	5			
11	3	Our Al Beezee	3			
12	9	St de Sales	3			
13	11	Joyville	4			
14	14	Chelsarli	4			
15	16	Down to the Wire	5			
16	12	Mayan Sun	1			

StrideMASTER Speed Maps are generated using each horse's settled positions from their previous starts. The settled position is usually taken at the second 200m sectional crossing point in the race. This report is automatically generated from the StrideMASTER database using historical data from the horse's previous starts.

#### Disclaimer.














Tasracing Pty Ltd and Thoroughbred Ratings Pty Ltd accepts no responsibility for the completeness or accuracy of any of the information contained herein, and makes no representations about its suitability for any particular purpose. Users should make their own judgements about those matters and/or seek independent advice. You assume all risks associated with use of the data provided on this page.

# Speed Map

February 11, 2015, Race 2, 3Y HCP, Distance 1220m, Mowbray - Offset 4m

Compilation date: February 10, 2015, 10:19:46 AM (EST)

StrideMaster predicted tempo is: Even.

Barrier	TAB no.	Horse	Starts	Back	Midfield	Forward
1	10	Galeocerdo	5			
2	5	Tycoon Gypsy	5			
3	3	Lustica	5			
4	1	Valiant Warrior	5			
5	13	Squire	2			
6	9	Secrets She Has	3			
7	2	Just Call Me Fred	4			
8	6	Rustical	4			
9	8	Scouting Around	5			
10	4	Rumeron	5			
11	7	Erin's Element	5			
12	12	All Bar Madison	5			
13	11	Watch Over Me	5			

StrideMASTER Speed Maps are generated using each horse's settled positions from their previous starts. The settled position is usually taken at the second 200m sectional crossing point in the race. This report is automatically generated from the StrideMASTER database using historical data from the horse's previous starts.

**Disclaimer.**



















Tasracing Pty Ltd and Thoroughbred Ratings Pty Ltd accepts no responsibility for the completeness or accuracy of any of the information contained herein, and makes no representations about its suitability for any particular purpose. Users should make their own judgements about those matters and/or seek independent advice. You assume all risks associated with use of the data provided on this page.

# Speed Map

February 11, 2015, Race 3, MDN-SW, Distance 1220m, Mowbray - Offset 4m

Compilation date: February 10, 2015, 10:19:46 AM (EST)

StrideMaster predicted tempo is: Even.

Barrier	TAB no.	Horse	Starts	Back	Midfield	Forward
1	19	High Hill	5			
2	16	California Love	3			
3	9	Precious Jade	0			
4	4	Big Pegg	2			
5	6	Helera	5			
6	2	Well I Wonder	5			
7	10	Tangerine Queen	5			
8	11	Into the Wind	1			
9	13	Seajamm	1			
10	5	Fracassare	5			
11	14	Zemiro	1			
12	1	Leigh John	4			
13	3	Cynical Man	2			
14	17	Nicole's Quest	4			
15	8	Liberty Heights	4			
16	7	Lemon Grove	2			
17	15	Fiore	5			
18	18	Ebideliah	4			
19	12	Just Another Fifty	2			

StrideMASTER Speed Maps are generated using each horse's settled positions from their previous starts. The settled position is usually taken at the second 200m sectional crossing point in the race. This report is automatically generated from the StrideMASTER database using historical data from the horse's previous starts.

**Disclaimer.**


Tasracing Pty Ltd and Thoroughbred Ratings Pty Ltd accepts no responsibility for the completeness or accuracy of any of the information contained herein, and makes no representations about its suitability for any particular purpose. Users should make their own judgements about those matters and/or seek independent advice. You assume all risks associated with use of the data provided on this page.

# Speed Map

February 11, 2015, Race 4, 2Y-SW, Distance 1220m, Mowbray - Offset 4m

Compilation date: February 10, 2015, 10:19:46 AM (EST)

StrideMaster predicted tempo is: Slow.

Barrier	TAB no.	Horse	Starts	Back	Midfield	Forward
1	6	Full of Promises	0			
2	3	Our Cheerio	0			
3	8	The Grey Flash	0			
4	7	Like the Wolf	0			
5	2	Gold Busker	0			
6	4	Atalanta Miss	0			
7	5	Brightness	2			
8	1	Belmont	0			

StrideMASTER Speed Maps are generated using each horse's settled positions from their previous starts. The settled position is usually taken at the second 200m sectional crossing point in the race. This report is automatically generated from the StrideMASTER database using historical data from the horse's previous starts.

**Disclaimer.**











Tasracing Pty Ltd and Thoroughbred Ratings Pty Ltd accepts no responsibility for the completeness or accuracy of any of the information contained herein, and makes no representations about its suitability for any particular purpose. Users should make their own judgements about those matters and/or seek independent advice. You assume all risks associated with use of the data provided on this page.

# Speed Map

February 11, 2015, Race 5, CL2, Distance 1420m, Mowbray - Offset 4m

Compilation date: February 10, 2015, 10:19:46 AM (EST)

StrideMaster predicted tempo is: Even.

Barrier	TAB no.	Horse	Starts	Back	Midfield	Forward
1	8	Geegees Drummerboy	4			
2	1	Shah Deimos	5			
3	2	Don't We Love It	5			
4	4	Magnetic Queen	3			
5	10	Speedy Sort	5			
6	5	Spun Sugar	5			
7	3	Dream Roller	5			
8	9	Poucher	4			
9	7	Full Magnum	5			
10	6	Mensa Magic	5			

StrideMASTER Speed Maps are generated using each horse's settled positions from their previous starts. The settled position is usually taken at the second 200m sectional crossing point in the race. This report is automatically generated from the StrideMASTER database using historical data from the horse's previous starts.

#### Disclaimer.







Tasracing Pty Ltd and Thoroughbred Ratings Pty Ltd accepts no responsibility for the completeness or accuracy of any of the information contained herein, and makes no representations about its suitability for any particular purpose. Users should make their own judgements about those matters and/or seek independent advice. You assume all risks associated with use of the data provided on this page.

# Speed Map

February 11, 2015, Race 6, HCP, Distance 1220m, Mowbray - Offset 4m

Compilation date: February 10, 2015, 10:19:47 AM (EST)

StrideMaster predicted tempo is: Fast.

Barrier	TAB no.	Horse	Starts	Back	Midfield	Forward
1	7	Bundaleda	4			
2	4	Quest Master	4			
3	1	Payteevee	0			
4	2	Youbolt	4			
5	6	Havana Stash	5			
6	3	Catwen Boy	5			
7	5	California Wish	5			

StrideMASTER Speed Maps are generated using each horse's settled positions from their previous starts. The settled position is usually taken at the second 200m sectional crossing point in the race. This report is automatically generated from the StrideMASTER database using historical data from the horse's previous starts.

**Disclaimer.**













Tasracing Pty Ltd and Thoroughbred Ratings Pty Ltd accepts no responsibility for the completeness or accuracy of any of the information contained herein, and makes no representations about its suitability for any particular purpose. Users should make their own judgements about those matters and/or seek independent advice. You assume all risks associated with use of the data provided on this page.

# Speed Map

February 11, 2015, Race 7, BM72, Distance 1220m, Mowbray - Offset 4m

Compilation date: February 10, 2015, 10:19:47 AM (EST)

StrideMaster predicted tempo is: Even.

Barrier	TAB no.	Horse	Starts	Back	Midfield	Forward
1	4	Espry	5			
2	5	Mon Londo	5			
3	6	Savoire Step	5			
4	7	Flash Al Moon	5			
5	9	Triple Bee	5			
6	3	Classic Outlaw	5			
7	2	Sandeep	5			
8	10	Ash for Cash	5			
9	11	He's Applz	5			
10	12	Prickly Diamonds	5			
11	8	Powercharged	2			
12	1	Hell Strong	5			

StrideMASTER Speed Maps are generated using each horse's settled positions from their previous starts. The settled position is usually taken at the second 200m sectional crossing point in the race. This report is automatically generated from the StrideMASTER database using historical data from the horse's previous starts.

#### Disclaimer.

Tasracing Pty Ltd and Thoroughbred Ratings Pty Ltd accepts no responsibility for the completeness or accuracy of any of the information contained herein, and makes no representations about its suitability for any particular purpose. Users should make their own judgements about those matters and/or seek independent advice. You assume all risks associated with use of the data provided on this page.
















# Speed Map

February 11, 2015, Race 8, MDN/CL1-SW, Distance 2150m, Mowbray - Offset 4m

Compilation date: February 10, 2015, 10:19:47 AM (EST)

StrideMaster predicted tempo is: Slow.

Barrier	TAB no.	Horse	Starts	Back	Midfield	Forward
1	11	Improvised	2			
2	9	Ruboni	5			
3	2	Lake Fergus	4			
4	5	Warrior's Quest	5			
5	3	Lead Us	5			
6	8	Raky's Late	4			
7	12	Husna	5			
8	7	Dark Wind	4			
9	6	Alsa Doll	5			
10	1	Grey Hype	5			
11	13	Regal Quality	5			
12	10	What a Night	3			
13	4	Don't Tell Kayla	5			

StrideMASTER Speed Maps are generated using each horse's settled positions from their previous starts. The settled position is usually taken at the second 200m sectional crossing point in the race. This report is automatically generated from the StrideMASTER database using historical data from the horse's previous starts.

**Disclaimer.**

Tasracing Pty Ltd and Thoroughbred Ratings Pty Ltd accepts no responsibility for the completeness or accuracy of any of the information contained herein, and makes no representations about its suitability for any particular purpose. Users should make their own judgements about those matters and/or seek independent advice. You assume all risks associated with use of the data provided on this page.