



Speed Map

Tasmanian Turf Club, Launceston, February 18, 2015

Form Guide

Compilation date: February 16, 2015, 12:43:45 PM (EST)

Copyright © 2015 Tasracing Pty Ltd. All rights reserved.

Trademarks.

StrideMASTER is a registered trademark of Thoroughbred Ratings Pty Ltd.

Disclaimer.

















Tasracing Pty Ltd and Thoroughbred Ratings Pty Ltd accepts no responsibility for the completeness or accuracy of any of the information contained herein, and makes no representations about its suitability for any particular purpose. Users should make their own judgements about those matters and/or seek independent advice. You assume all risks associated with use of the data provided on this page.

Speed Map

February 18, 2015, Race 1, BM62, Distance 1600m, Undefined

Compilation date: February 16, 2015, 12:43:46 PM (EST)

StrideMaster predicted tempo is: Even.

Barrier	TAB no.	Horse	Starts	Back	Midfield	Forward
1	1	Sandeep	5			
2	14	Rose of Innocence	5			
3	12	New Vision	5			
4	13	Queen of Eight	0			
5	8	Dream Roller	4			
6	16	Getaway Gold	5			
7	15	Reach the Moon	5			
8	2	Mr Fashion	5			
9	9	Ourmatealvin	5			
10	6	No Go Zone	5			
11	17	Poucher	3			
12	5	Known About Town	4			
13	10	Staples Gee Gee	4			
14	3	Smoke 'n' Whisky	4			
15	4	Sir Joey	5			
16	11	Porto	5			
17	7	Das Good	5			

StrideMASTER Speed Maps are generated using each horse's settled positions from their previous starts. The settled position is usually taken at the second 200m sectional crossing point in the race. This report is automatically generated from the StrideMASTER database using historical data from the horse's previous starts.

Disclaimer.










Tasracing Pty Ltd and Thoroughbred Ratings Pty Ltd accepts no responsibility for the completeness or accuracy of any of the information contained herein, and makes no representations about its suitability for any particular purpose. Users should make their own judgements about those matters and/or seek independent advice. You assume all risks associated with use of the data provided on this page.

Speed Map

February 18, 2015, Race 2, 3Y MDN-SW, Distance 1200m, Undefined

Compilation date: February 16, 2015, 12:43:46 PM (EST)

StrideMaster predicted tempo is: Even.

Barrier	TAB no.	Horse	Starts	Back	Midfield	Forward
1	6	Chelsarli	4			
2	9	Love Quest	1			
3	11	Udayan	3			
4	3	Windell	0			
5	4	Add to Friends	1			
6	2	Prince of Rivers	1			
7	8	Like Alulu	1			
8	7	Hey Girl	3			
9	1	Flame of Hope	0			
10	5	All Bar Madison	5			
11	10	Mona	1			

StrideMASTER Speed Maps are generated using each horse's settled positions from their previous starts. The settled position is usually taken at the second 200m sectional crossing point in the race. This report is automatically generated from the StrideMASTER database using historical data from the horse's previous starts.

Disclaimer.












Tasracing Pty Ltd and Thoroughbred Ratings Pty Ltd accepts no responsibility for the completeness or accuracy of any of the information contained herein, and makes no representations about its suitability for any particular purpose. Users should make their own judgements about those matters and/or seek independent advice. You assume all risks associated with use of the data provided on this page.

Speed Map

February 18, 2015, Race 3, MDN-SW, Distance 1400m, Undefined

Compilation date: February 16, 2015, 12:43:46 PM (EST)

StrideMaster predicted tempo is: Even.

Barrier	TAB no.	Horse	Starts	Back	Midfield	Forward
1	5	Simdav	3			
2	2	Glenferry Road	5			
3	11	Livia's Lite	5			
4	3	Rangaondarun	3			
5	7	Down to the Wire	5			
6	1	Game of Thrones	5			
7	8	Fiore	5			
8	10	Tangerine Queen	5			
9	4	Shinziggy	4			
10	9	High Hill	5			
11	6	What a Buzz	5			

StrideMASTER Speed Maps are generated using each horse's settled positions from their previous starts. The settled position is usually taken at the second 200m sectional crossing point in the race. This report is automatically generated from the StrideMASTER database using historical data from the horse's previous starts.

Disclaimer.








Tasracing Pty Ltd and Thoroughbred Ratings Pty Ltd accepts no responsibility for the completeness or accuracy of any of the information contained herein, and makes no representations about its suitability for any particular purpose. Users should make their own judgements about those matters and/or seek independent advice. You assume all risks associated with use of the data provided on this page.

Speed Map

February 18, 2015, Race 4, 2Y MDN-SW, Distance 1100m, Undefined

Compilation date: February 16, 2015, 12:43:46 PM (EST)

StrideMaster predicted tempo is: Even.

Barrier	TAB no.	Horse	Starts	Back	Midfield	Forward
1	12	Farnor West	2			
2	9	Stormy Affair	1			
3	1	Gee Gee Red Prince	0			
4	4	Poacher's Lad	0			
5	3	Mac 'n' Muhcu	1			
6	11	She's Rosie	1			
7	7	Gee Gees Cool Gal	0			
8	6	Colonial Coaster	1			
9	8	Princess of York	0			
10	5	The Master Speed	3			
11	2	Geegees Muscle Man	0			
12	10	Tilmosa	1			

StrideMASTER Speed Maps are generated using each horse's settled positions from their previous starts. The settled position is usually taken at the second 200m sectional crossing point in the race. This report is automatically generated from the StrideMASTER database using historical data from the horse's previous starts.

Disclaimer.














Tasracing Pty Ltd and Thoroughbred Ratings Pty Ltd accepts no responsibility for the completeness or accuracy of any of the information contained herein, and makes no representations about its suitability for any particular purpose. Users should make their own judgements about those matters and/or seek independent advice. You assume all risks associated with use of the data provided on this page.

Speed Map

February 18, 2015, Race 5, VAMOS STKS, Distance 1400m, Undefined

Compilation date: February 16, 2015, 12:43:47 PM (EST)

StrideMaster predicted tempo is: Even.

Barrier	TAB no.	Horse	Starts	Back	Midfield	Forward
1	4	Goodfun Girl	0			
2	14	Merrick's Beauty	4			
3	13	Liluka Belle	4			
4	5	Angelic Lass	1			
5	8	Sh'bourne Spirit	3			
6	1	Lady Lakshmi	1			
7	3	Nadeem Lass	1			
8	12	Downwind	5			
9	9	Allegro Dehere	5			
10	2	Vibrant Rouge	1			
11	6	Snippetee Bee	5			
12	10	At the Weekend	5			
13	7	Miss Middleton	5			
14	11	Chi Gong	5			

StrideMASTER Speed Maps are generated using each horse's settled positions from their previous starts. The settled position is usually taken at the second 200m sectional crossing point in the race. This report is automatically generated from the StrideMASTER database using historical data from the horse's previous starts.

Disclaimer.












Tasracing Pty Ltd and Thoroughbred Ratings Pty Ltd accepts no responsibility for the completeness or accuracy of any of the information contained herein, and makes no representations about its suitability for any particular purpose. Users should make their own judgements about those matters and/or seek independent advice. You assume all risks associated with use of the data provided on this page.

Speed Map

February 18, 2015, Race 6, OPN HCP, Distance 2100m, Undefined

Compilation date: February 16, 2015, 12:43:47 PM (EST)

StrideMaster predicted tempo is: Fast.

Barrier	TAB no.	Horse	Starts	Back	Midfield	Forward
1	3	Musique Player	5			
2	4	Shipspotting	5			
3	2	Keukenhof	5			
4	6	Valdez	4			
5	5	Varian	5			
6	10	Ourmaher	5			
7	7	Geegees Baritone	5			
8	8	Hugo	5			
9	1	Another Lad Al	4			
10	9	Gee Gee Miss Bee	5			
11	11	Gee Gee Black Fury	5			

StrideMASTER Speed Maps are generated using each horse's settled positions from their previous starts. The settled position is usually taken at the second 200m sectional crossing point in the race. This report is automatically generated from the StrideMASTER database using historical data from the horse's previous starts.

Disclaimer.












Tasracing Pty Ltd and Thoroughbred Ratings Pty Ltd accepts no responsibility for the completeness or accuracy of any of the information contained herein, and makes no representations about its suitability for any particular purpose. Users should make their own judgements about those matters and/or seek independent advice. You assume all risks associated with use of the data provided on this page.

Speed Map

February 18, 2015, Race 7, CL1, Distance 1200m, Undefined

Compilation date: February 16, 2015, 12:43:47 PM (EST)

StrideMaster predicted tempo is: Even.

Barrier	TAB no.	Horse	Starts	Back	Midfield	Forward
1	9	The Stockman	5			
2	5	Islandsinthestream	4			
3	6	Morning Starlet	1			
4	1	Dhanraj	2			
5	11	Tyrekicker	5			
6	10	Arapid Squaw	5			
7	7	Testa Gee Gee	5			
8	3	Stella Etoile	5			
9	2	Scouting Around	5			
10	4	Princess Royale	4			
11	8	Flying Flo Jo	5			

StrideMASTER Speed Maps are generated using each horse's settled positions from their previous starts. The settled position is usually taken at the second 200m sectional crossing point in the race. This report is automatically generated from the StrideMASTER database using historical data from the horse's previous starts.

Disclaimer.










Tasracing Pty Ltd and Thoroughbred Ratings Pty Ltd accepts no responsibility for the completeness or accuracy of any of the information contained herein, and makes no representations about its suitability for any particular purpose. Users should make their own judgements about those matters and/or seek independent advice. You assume all risks associated with use of the data provided on this page.

Speed Map

February 18, 2015, Race 8, CL1, Distance 1200m, Undefined

Compilation date: February 16, 2015, 12:43:47 PM (EST)

StrideMaster predicted tempo is: Even.

Barrier	TAB no.	Horse	Starts	Back	Midfield	Forward
1	9	She's Drahmatic	5			
2	2	Flying Stevie	5			
3	8	Jonolly Lass	5			
4	6	Pint of Pain	5			
5	4	Dane Koshka	1			
6	1	Nuclear Hero	2			
7	7	That's What We Do	3			
8	3	Prickly Diamonds	5			
9	10	That's Pure Gold	0			
10	5	Frinja	4			

StrideMASTER Speed Maps are generated using each horse's settled positions from their previous starts. The settled position is usually taken at the second 200m sectional crossing point in the race. This report is automatically generated from the StrideMASTER database using historical data from the horse's previous starts.

Disclaimer.

Tasracing Pty Ltd and Thoroughbred Ratings Pty Ltd accepts no responsibility for the completeness or accuracy of any of the information contained herein, and makes no representations about its suitability for any particular purpose. Users should make their own judgements about those matters and/or seek independent advice. You assume all risks associated with use of the data provided on this page.