



Speed Map

Tasmanian Turf Club, Launceston, February 22, 2015

Form Guide

Compilation date: February 19, 2015, 12:30:57 PM (EST)

Copyright © 2015 Tasracing Pty Ltd. All rights reserved.

Trademarks.

StrideMASTER is a registered trademark of Thoroughbred Ratings Pty Ltd.

Disclaimer.













Tasracing Pty Ltd and Thoroughbred Ratings Pty Ltd accepts no responsibility for the completeness or accuracy of any of the information contained herein, and makes no representations about its suitability for any particular purpose. Users should make their own judgements about those matters and/or seek independent advice. You assume all risks associated with use of the data provided on this page.

Speed Map

February 22, 2015, Race 1, MDN/CL1-SW, Distance 1600m, Mowbray - Offset 2m

Compilation date: February 19, 2015, 12:30:58 PM (EST)

StrideMaster predicted tempo is: Even.

Barrier	TAB no.	Horse	Starts	Back	Midfield	Forward
1	10	Crib Point	4			
2	6	Bonny's Legacy	5			
3	4	Keep Racing	5			
4	3	Full Magnum	4			
5	8	Ocean Star	3			
6	5	Mensa Magic	4			
7	9	Regal Quality	5			
8	1	All Cheer	5			
9	12	Majestic Milly	5			
10	7	Helluce	5			
11	2	Family Ty	5			
12	11	St de Sales	4			

StrideMASTER Speed Maps are generated using each horse's settled positions from their previous starts. The settled position is usually taken at the second 200m sectional crossing point in the race. This report is automatically generated from the StrideMASTER database using historical data from the horse's previous starts.

Disclaimer.













Tasracing Pty Ltd and Thoroughbred Ratings Pty Ltd accepts no responsibility for the completeness or accuracy of any of the information contained herein, and makes no representations about its suitability for any particular purpose. Users should make their own judgements about those matters and/or seek independent advice. You assume all risks associated with use of the data provided on this page.

Speed Map

February 22, 2015, Race 2, MDN/CL1-SW, Distance 1600m, Mowbray - Offset 2m

Compilation date: February 19, 2015, 12:30:58 PM (EST)

StrideMaster predicted tempo is: Even.

Barrier	TAB no.	Horse	Starts	Back	Midfield	Forward
1	3	Dartel	5			
2	5	Settler's Stone	4			
3	9	Strictly Romance	5			
4	2	Before All	4			
5	11	Easy As That	4			
6	8	Steven's Wonder	4			
7	1	Arkashim	4			
8	6	Dropaclanger	3			
9	4	Lake Fergus	4			
10	12	What a Night	4			
11	10	Dream Gazer	3			
12	7	Husna	5			

StrideMASTER Speed Maps are generated using each horse's settled positions from their previous starts. The settled position is usually taken at the second 200m sectional crossing point in the race. This report is automatically generated from the StrideMASTER database using historical data from the horse's previous starts.

Disclaimer.















Tasracing Pty Ltd and Thoroughbred Ratings Pty Ltd accepts no responsibility for the completeness or accuracy of any of the information contained herein, and makes no representations about its suitability for any particular purpose. Users should make their own judgements about those matters and/or seek independent advice. You assume all risks associated with use of the data provided on this page.

Speed Map

February 22, 2015, Race 3, MDN-SW, Distance 1400m, Mowbray - Offset 2m

Compilation date: February 19, 2015, 12:30:59 PM (EST)

StrideMaster predicted tempo is: Slow.

Barrier	TAB no.	Horse	Starts	Back	Midfield	Forward
1	9	Fracassare	5			
2	1	Cold Steel	3			
3	8	Big Pegg	3			
4	10	Joyville	5			
5	12	Precious Jade	1			
6	14	Zemiro	2			
7	4	Well I Wonder	5			
8	11	Mayan Sun	2			
9	13	Just Another Fifty	3			
10	6	Classic Kye	1			
11	3	Kompressor	1			
12	7	Gee Gees Tell All	5			
13	2	Kadann	1			
14	5	Anytime Soon	4			

StrideMASTER Speed Maps are generated using each horse's settled positions from their previous starts. The settled position is usually taken at the second 200m sectional crossing point in the race. This report is automatically generated from the StrideMASTER database using historical data from the horse's previous starts.

Disclaimer.















Tasracing Pty Ltd and Thoroughbred Ratings Pty Ltd accepts no responsibility for the completeness or accuracy of any of the information contained herein, and makes no representations about its suitability for any particular purpose. Users should make their own judgements about those matters and/or seek independent advice. You assume all risks associated with use of the data provided on this page.

Speed Map

February 22, 2015, Race 4, MDN-SW, Distance 1200m, Mowbray - Offset 2m

Compilation date: February 19, 2015, 12:30:59 PM (EST)

StrideMaster predicted tempo is: Even.

Barrier	TAB no.	Horse	Starts	Back	Midfield	Forward
1	7	Ebideliah	4			
2	14	Shockwave Miss	3			
3	3	Paleface Presto	5			
4	4	Sentry Duty	5			
5	12	Tangerine Queen	5			
6	2	Leigh John	4			
7	8	Helera	5			
8	13	La Belle Moi	1			
9	10	Lemon Grove	2			
10	1	Fury Road	3			
11	11	Miss Che Che	5			
12	9	Hello Gertie	1			
13	6	Divine Archer	4			
14	5	You Didn't	3			

StrideMASTER Speed Maps are generated using each horse's settled positions from their previous starts. The settled position is usually taken at the second 200m sectional crossing point in the race. This report is automatically generated from the StrideMASTER database using historical data from the horse's previous starts.

Disclaimer.









Tasracing Pty Ltd and Thoroughbred Ratings Pty Ltd accepts no responsibility for the completeness or accuracy of any of the information contained herein, and makes no representations about its suitability for any particular purpose. Users should make their own judgements about those matters and/or seek independent advice. You assume all risks associated with use of the data provided on this page.

Speed Map

February 22, 2015, Race 5, CL2, Distance 1200m, Mowbray - Offset 2m

Compilation date: February 19, 2015, 12:30:59 PM (EST)

StrideMaster predicted tempo is: Even.

Barrier	TAB no.	Horse	Starts	Back	Midfield	Forward
1	6	Getaway Gold	5			
2	5	Erin's Element	5			
3	7	Our Lucky Girl	5			
4	2	Cuprona Road	5			
5	8	Quelle Beaute	0			
6	10	Haakon	0			
7	4	Beryl Bee	5			
8	3	Rozzie Roo	3			
9	9	Royal Bluff	5			
10	1	Geegees Soprano	5			

StrideMASTER Speed Maps are generated using each horse's settled positions from their previous starts. The settled position is usually taken at the second 200m sectional crossing point in the race. This report is automatically generated from the StrideMASTER database using historical data from the horse's previous starts.

Disclaimer.












Tasracing Pty Ltd and Thoroughbred Ratings Pty Ltd accepts no responsibility for the completeness or accuracy of any of the information contained herein, and makes no representations about its suitability for any particular purpose. Users should make their own judgements about those matters and/or seek independent advice. You assume all risks associated with use of the data provided on this page.

Speed Map

February 22, 2015, Race 6, BM72, Distance 1400m, Mowbray - Offset 2m

Compilation date: February 19, 2015, 12:30:59 PM (EST)

StrideMaster predicted tempo is: Even.

Barrier	TAB no.	Horse	Starts	Back	Midfield	Forward
1	6	Ash for Cash	5			
2	8	Hot to Trot	5			
3	5	Prince Stratum	5			
4	4	Geegees Velvet	5			
5	11	Bel Ombre	4			
6	7	Guru Rez	4			
7	3	Classic Outlaw	5			
8	2	Blacko	5			
9	1	Hell Strong	5			
10	9	Moonless	5			
11	10	Up Cups	5			

StrideMASTER Speed Maps are generated using each horse's settled positions from their previous starts. The settled position is usually taken at the second 200m sectional crossing point in the race. This report is automatically generated from the StrideMASTER database using historical data from the horse's previous starts.

Disclaimer.











Tasracing Pty Ltd and Thoroughbred Ratings Pty Ltd accepts no responsibility for the completeness or accuracy of any of the information contained herein, and makes no representations about its suitability for any particular purpose. Users should make their own judgements about those matters and/or seek independent advice. You assume all risks associated with use of the data provided on this page.

Speed Map

February 22, 2015, Race 7, TAS OAKS, Distance 2100m, Mowbray - Offset 2m

Compilation date: February 19, 2015, 12:30:59 PM (EST)

StrideMaster predicted tempo is: Even.

Barrier	TAB no.	Horse	Starts	Back	Midfield	Forward
1	13	Tycoon Navigator	3			
2	1	Geegees Goldengirl	4			
3	5	Hyperbole	5			
4	7	Baja Moon	0			
5	4	Ryan's Daughter	5			
6	9	Gwemrae	5			
7	8	Tralee Chorus	1			
8	6	Savrajette	5			
9	11	Cashla Bay	0			
10	2	Shayana	5			
11	3	Marocan Diva	0			
12	10	Pure Barbie	1			
13	12	Monopole	1			

StrideMASTER Speed Maps are generated using each horse's settled positions from their previous starts. The settled position is usually taken at the second 200m sectional crossing point in the race. This report is automatically generated from the StrideMASTER database using historical data from the horse's previous starts.

Disclaimer.











Tasracing Pty Ltd and Thoroughbred Ratings Pty Ltd accepts no responsibility for the completeness or accuracy of any of the information contained herein, and makes no representations about its suitability for any particular purpose. Users should make their own judgements about those matters and/or seek independent advice. You assume all risks associated with use of the data provided on this page.

Speed Map

February 22, 2015, Race 8, BM62, Distance 1200m, Mowbray - Offset 2m

Compilation date: February 19, 2015, 12:30:59 PM (EST)

StrideMaster predicted tempo is: Even.

Barrier	TAB no.	Horse	Starts	Back	Midfield	Forward
1	3	Miss Elsa	5			
2	10	Savvy Princess	5			
3	6	Incat	5			
4	5	Koutoufides	5			
5	4	He's Applz	4			
6	9	Flying Flo Jo	5			
7	1	Flash Al Moon	5			
8	8	Heartbreak Lass	5			
9	7	Ritzy Bar	5			
10	2	Gee Gees Style	5			

StrideMASTER Speed Maps are generated using each horse's settled positions from their previous starts. The settled position is usually taken at the second 200m sectional crossing point in the race. This report is automatically generated from the StrideMASTER database using historical data from the horse's previous starts.

Disclaimer.

Tasracing Pty Ltd and Thoroughbred Ratings Pty Ltd accepts no responsibility for the completeness or accuracy of any of the information contained herein, and makes no representations about its suitability for any particular purpose. Users should make their own judgements about those matters and/or seek independent advice. You assume all risks associated with use of the data provided on this page.