



Speed Map

Tasmanian Turf Club, Launceston, February 25, 2015

Form Guide

Compilation date: February 20, 2015, 12:34:01 PM (EST)

Copyright © 2015 Tasracing Pty Ltd. All rights reserved.

Trademarks.

StrideMASTER is a registered trademark of Thoroughbred Ratings Pty Ltd.

Disclaimer.










Tasracing Pty Ltd and Thoroughbred Ratings Pty Ltd accepts no responsibility for the completeness or accuracy of any of the information contained herein, and makes no representations about its suitability for any particular purpose. Users should make their own judgements about those matters and/or seek independent advice. You assume all risks associated with use of the data provided on this page.

Speed Map

February 25, 2015, Race 1, CL1, Distance 1400m, Mowbray - Offset 2m

Compilation date: February 20, 2015, 12:34:01 PM (EST)

StrideMaster predicted tempo is: Even.

Barrier	TAB no.	Horse	Starts	Back	Midfield	Forward
1	4	Sweet Ginger Brown	5			
2	1	Stella Etoile	5			
3	6	Nuclear Star	5			
4	9	Dartel	4			
5	7	Before All	3			
6	5	Western Front	5			
7	2	Flying Ensign	4			
8	8	Pint of Pain	5			
9	3	Roser's Quest	5			

StrideMASTER Speed Maps are generated using each horse's settled positions from their previous starts. The settled position is usually taken at the second 200m sectional crossing point in the race. This report is automatically generated from the StrideMASTER database using historical data from the horse's previous starts.

Disclaimer.











Tasracing Pty Ltd and Thoroughbred Ratings Pty Ltd accepts no responsibility for the completeness or accuracy of any of the information contained herein, and makes no representations about its suitability for any particular purpose. Users should make their own judgements about those matters and/or seek independent advice. You assume all risks associated with use of the data provided on this page.

Speed Map

February 25, 2015, Race 2, BM72, Distance 1600m, Mowbray - Offset 2m

Compilation date: February 20, 2015, 12:34:02 PM (EST)

StrideMaster predicted tempo is: Even.

Barrier	TAB no.	Horse	Starts	Back	Midfield	Forward
1	3	Moonless	4			
2	2	Hot to Trot	4			
3	7	Acacia Bloom	5			
4	1	Guru Rez	3			
5	6	Miss It And a Bit	5			
6	9	Spun Sugar	4			
7	8	Smoke 'n' Whisky	5			
8	4	Savoire Step	5			
9	5	Finalaregee	5			
10	10	Poucher	3			

StrideMASTER Speed Maps are generated using each horse's settled positions from their previous starts. The settled position is usually taken at the second 200m sectional crossing point in the race. This report is automatically generated from the StrideMASTER database using historical data from the horse's previous starts.

Disclaimer.




















Tasracing Pty Ltd and Thoroughbred Ratings Pty Ltd accepts no responsibility for the completeness or accuracy of any of the information contained herein, and makes no representations about its suitability for any particular purpose. Users should make their own judgements about those matters and/or seek independent advice. You assume all risks associated with use of the data provided on this page.

Speed Map

February 25, 2015, Race 3, BM62, Distance 2100m, Mowbray - Offset 2m

Compilation date: February 20, 2015, 12:34:02 PM (EST)

StrideMaster predicted tempo is: Even.

Barrier	TAB no.	Horse	Starts	Back	Midfield	Forward
1	2	Hold True	5			
2	7	Rose of Innocence	5			
3	14	Delightful Weekend	5			
4	10	Evil Intent	5			
5	6	Porto	5			
6	3	Known About Town	4			
7	1	Lead Us	5			
8	12	Our Anna	5			
9	17	All Cheer	4			
10	5	Ourmaher	5			
11	8	Settler's Joy	5			
12	11	Keep Racing	4			
13	16	Grey Hype	5			
14	13	By Far	5			
15	19	Alsa Doll	5			
16	4	Sir Joey	5			
17	15	Husna	4			
18	9	Das Good	5			
19	18	Steven's Wonder	3			

StrideMASTER Speed Maps are generated using each horse's settled positions from their previous starts. The settled position is usually taken at the second 200m sectional crossing point in the race. This report is automatically generated from the StrideMASTER database using historical data from the horse's previous starts.

Disclaimer.










Tasracing Pty Ltd and Thoroughbred Ratings Pty Ltd accepts no responsibility for the completeness or accuracy of any of the information contained herein, and makes no representations about its suitability for any particular purpose. Users should make their own judgements about those matters and/or seek independent advice. You assume all risks associated with use of the data provided on this page.

Speed Map

February 25, 2015, Race 4, CL4, Distance 1200m, Mowbray - Offset 2m

Compilation date: February 20, 2015, 12:34:03 PM (EST)

StrideMaster predicted tempo is: Even.

Barrier	TAB no.	Horse	Starts	Back	Midfield	Forward
1	6	Huss Style	5			
2	7	Wanaea	5			
3	9	Magestic Impulse	5			
4	5	Triple Bee	5			
5	2	Espry	5			
6	8	Talent Code	4			
7	1	Our Casanova	5			
8	3	Devil's Tears	5			
9	4	Gee Gees Style	4			

StrideMASTER Speed Maps are generated using each horse's settled positions from their previous starts. The settled position is usually taken at the second 200m sectional crossing point in the race. This report is automatically generated from the StrideMASTER database using historical data from the horse's previous starts.

Disclaimer.







Tasracing Pty Ltd and Thoroughbred Ratings Pty Ltd accepts no responsibility for the completeness or accuracy of any of the information contained herein, and makes no representations about its suitability for any particular purpose. Users should make their own judgements about those matters and/or seek independent advice. You assume all risks associated with use of the data provided on this page.

Speed Map

February 25, 2015, Race 5, OPN HCP, Distance 1200m, Mowbray - Offset 2m

Compilation date: February 20, 2015, 12:34:03 PM (EST)

StrideMaster predicted tempo is: Even.

Barrier	TAB no.	Horse	Starts	Back	Midfield	Forward
1	1	Royal Rapture	4			
2	5	Havana Stash	5			
3	4	California Wish	5			
4	2	Sh'bourne Spirit	4			
5	3	Minute Repeater	5			
6	6	Lazy Democracy	5			

StrideMASTER Speed Maps are generated using each horse's settled positions from their previous starts. The settled position is usually taken at the second 200m sectional crossing point in the race. This report is automatically generated from the StrideMASTER database using historical data from the horse's previous starts.

Disclaimer.












Tasracing Pty Ltd and Thoroughbred Ratings Pty Ltd accepts no responsibility for the completeness or accuracy of any of the information contained herein, and makes no representations about its suitability for any particular purpose. Users should make their own judgements about those matters and/or seek independent advice. You assume all risks associated with use of the data provided on this page.

Speed Map

February 25, 2015, Race 6, GOLD SOV, Distance 1200m, Mowbray - Offset 2m

Compilation date: February 20, 2015, 12:34:03 PM (EST)

StrideMaster predicted tempo is: Even.

Barrier	TAB no.	Horse	Starts	Back	Midfield	Forward
1	1	Siorca	5			
2	3	Our Cheerio	1			
3	2	Gold Busker	1			
4	9	Geegees Double Jo	5			
5	8	Band On the Run	1			
6	11	Farnor West	2			
7	5	Naadam	3			
8	4	The Master Speed	4			
9	10	Gee Gees Vicki	2			
10	6	Gee Gees Top Notch	5			
11	7	Atalanta Miss	1			

StrideMASTER Speed Maps are generated using each horse's settled positions from their previous starts. The settled position is usually taken at the second 200m sectional crossing point in the race. This report is automatically generated from the StrideMASTER database using historical data from the horse's previous starts.

Disclaimer.













Tasracing Pty Ltd and Thoroughbred Ratings Pty Ltd accepts no responsibility for the completeness or accuracy of any of the information contained herein, and makes no representations about its suitability for any particular purpose. Users should make their own judgements about those matters and/or seek independent advice. You assume all risks associated with use of the data provided on this page.

Speed Map

February 25, 2015, Race 7, 3Y HCP, Distance 1200m, Mowbray - Offset 2m

Compilation date: February 20, 2015, 12:34:03 PM (EST)

StrideMaster predicted tempo is: Even.

Barrier	TAB no.	Horse	Starts	Back	Midfield	Forward
1	3	Mon Londo	5			
2	10	Secrets She Has	4			
3	1	Valiant Warrior	5			
4	11	Meconsul	5			
5	8	Erin's Element	4			
6	5	Lustica	5			
7	4	Rumeron	5			
8	7	Tycoon Gypsy	5			
9	2	Geegees Doublejay	5			
10	12	Ohsotuf	4			
11	9	Lampo	4			
12	6	Just Call Me Fred	5			

StrideMASTER Speed Maps are generated using each horse's settled positions from their previous starts. The settled position is usually taken at the second 200m sectional crossing point in the race. This report is automatically generated from the StrideMASTER database using historical data from the horse's previous starts.

Disclaimer.













Tasracing Pty Ltd and Thoroughbred Ratings Pty Ltd accepts no responsibility for the completeness or accuracy of any of the information contained herein, and makes no representations about its suitability for any particular purpose. Users should make their own judgements about those matters and/or seek independent advice. You assume all risks associated with use of the data provided on this page.

Speed Map

February 25, 2015, Race 8, LAUN CUP, Distance 2400m, Mowbray - Offset 2m

Compilation date: February 20, 2015, 12:34:03 PM (EST)

StrideMaster predicted tempo is: Even.

Barrier	TAB no.	Horse	Starts	Back	Midfield	Forward
1	2	Pelicano	1			
2	3	Banca Mo	4			
3	4	Iggimacool	5			
4	5	Garud	1			
5	6	Genuine Lad	4			
6	7	Ollie's Gold	5			
7	8	Another Lad Al	5			
8	9	Keukenhof	5			
9	10	Uboa	5			
10	11	Hugo	5			
11	12	Prom King	5			
12	13	Digger's Dame	5			

StrideMASTER Speed Maps are generated using each horse's settled positions from their previous starts. The settled position is usually taken at the second 200m sectional crossing point in the race. This report is automatically generated from the StrideMASTER database using historical data from the horse's previous starts.

Disclaimer.








Tasracing Pty Ltd and Thoroughbred Ratings Pty Ltd accepts no responsibility for the completeness or accuracy of any of the information contained herein, and makes no representations about its suitability for any particular purpose. Users should make their own judgements about those matters and/or seek independent advice. You assume all risks associated with use of the data provided on this page.

Speed Map

February 25, 2015, Race 9, GEO ADAMS, Distance 1600m, Mowbray - Offset 2m

Compilation date: February 20, 2015, 12:34:03 PM (EST)

StrideMaster predicted tempo is: Even.

Barrier	TAB no.	Horse	Starts	Back	Midfield	Forward
1	8	Admiral	4			
2	3	Payteevee	0			
3	4	Hellova Street	5			
4	5	Streetwise Savoie	5			
5	6	Vibrant Rouge	2			
6	2	Jakcorijim	5			
7	1	The Cleaner	3			
8	7	Miss Middleton	4			

StrideMASTER Speed Maps are generated using each horse's settled positions from their previous starts. The settled position is usually taken at the second 200m sectional crossing point in the race. This report is automatically generated from the StrideMASTER database using historical data from the horse's previous starts.

Disclaimer.












Tasracing Pty Ltd and Thoroughbred Ratings Pty Ltd accepts no responsibility for the completeness or accuracy of any of the information contained herein, and makes no representations about its suitability for any particular purpose. Users should make their own judgements about those matters and/or seek independent advice. You assume all risks associated with use of the data provided on this page.

Speed Map

February 25, 2015, Race 10, BM82, Distance 1400m, Mowbray - Offset 2m

Compilation date: February 20, 2015, 12:34:03 PM (EST)

StrideMaster predicted tempo is: Even.

Barrier	TAB no.	Horse	Starts	Back	Midfield	Forward
1	8	Bideford	5			
2	1	Second Dozen	5			
3	6	Lingo	5			
4	3	Catwen Boy	5			
5	5	Bundaleda	4			
6	10	Van Diemens Fire	5			
7	7	Pengalas Gee Gee	4			
8	9	Blacko	4			
9	2	Quest Master	5			
10	11	Up Cups	4			
11	4	The Producer	5			

StrideMASTER Speed Maps are generated using each horse's settled positions from their previous starts. The settled position is usually taken at the second 200m sectional crossing point in the race. This report is automatically generated from the StrideMASTER database using historical data from the horse's previous starts.

Disclaimer.

Tasracing Pty Ltd and Thoroughbred Ratings Pty Ltd accepts no responsibility for the completeness or accuracy of any of the information contained herein, and makes no representations about its suitability for any particular purpose. Users should make their own judgements about those matters and/or seek independent advice. You assume all risks associated with use of the data provided on this page.