



Speed Map

Tasmanian Turf Club, Launceston, March 11, 2015

Form Guide

Compilation date: March 6, 2015, 12:20:07 PM (EST)

Copyright © 2015 Tasracing Pty Ltd. All rights reserved.

Trademarks.

StrideMASTER is a registered trademark of Thoroughbred Ratings Pty Ltd.

Disclaimer.














Tasracing Pty Ltd and Thoroughbred Ratings Pty Ltd accepts no responsibility for the completeness or accuracy of any of the information contained herein, and makes no representations about its suitability for any particular purpose. Users should make their own judgements about those matters and/or seek independent advice. You assume all risks associated with use of the data provided on this page.

Speed Map

March 11, 2015, Race 1, BM62, Distance 1220m, Mowbray - Offset 4m

Compilation date: March 6, 2015, 12:20:07 PM (EST)

StrideMaster predicted tempo is: Even.

Barrier	TAB no.	Horse	Starts	Back	Midfield	Forward
1	6	Incat	5			
2	11	By Far	4			
3	2	Geegees Soprano	5			
4	13	Savvy Princess	5			
5	7	Cuprona Road	5			
6	3	Frolicked	5			
7	1	Flash Al Moon	5			
8	8	Erin's Element	5			
9	4	Huss Style	5			
10	9	Our Lucky Girl	5			
11	10	Haakon	1			
12	5	Dhanraj	3			
13	12	Watch Over Me	4			

StrideMASTER Speed Maps are generated using each horse's settled positions from their previous starts. The settled position is usually taken at the second 200m sectional crossing point in the race. This report is automatically generated from the StrideMASTER database using historical data from the horse's previous starts.

Disclaimer.









Tasracing Pty Ltd and Thoroughbred Ratings Pty Ltd accepts no responsibility for the completeness or accuracy of any of the information contained herein, and makes no representations about its suitability for any particular purpose. Users should make their own judgements about those matters and/or seek independent advice. You assume all risks associated with use of the data provided on this page.

Speed Map

March 11, 2015, Race 2, 3Y MDN-SW, Distance 1220m, Mowbray - Offset 4m

Compilation date: March 6, 2015, 12:20:08 PM (EST)

StrideMaster predicted tempo is: Slow.

Barrier	TAB no.	Horse	Starts	Back	Midfield	Forward
1	3	Like It Hot	0			
2	10	Hey Girl	4			
3	7	California Love	3			
4	6	Windell	1			
5	11	Into the Wind	2			
6	4	Prince of Rivers	2			
7	9	Dance Thru France	5			
8	2	Highly Leveraged	0			
9	8	Cool Kisses	5			
10	5	Sir Marmaduke	0			
11	1	Becerikli	0			
12	12	Mona	2			

StrideMASTER Speed Maps are generated using each horse's settled positions from their previous starts. The settled position is usually taken at the second 200m sectional crossing point in the race. This report is automatically generated from the StrideMASTER database using historical data from the horse's previous starts.

Disclaimer.










Tasracing Pty Ltd and Thoroughbred Ratings Pty Ltd accepts no responsibility for the completeness or accuracy of any of the information contained herein, and makes no representations about its suitability for any particular purpose. Users should make their own judgements about those matters and/or seek independent advice. You assume all risks associated with use of the data provided on this page.

Speed Map

March 11, 2015, Race 3, MDN-SW, Distance 1220m, Mowbray - Offset 4m

Compilation date: March 6, 2015, 12:20:08 PM (EST)

StrideMaster predicted tempo is: Even.

Barrier	TAB no.	Horse	Starts	Back	Midfield	Forward
1	6	Sentry Duty	4			
2	4	Leigh John	4			
3	8	Under Milkwood	0			
4	9	Alpine Angel	4			
5	5	Paleface Presto	4			
6	12	Maywyns Otra	4			
7	2	Glenferry Road	5			
8	10	Ebideliah	5			
9	7	Simdav	4			
10	3	Holy Tony	0			
11	1	Charloch	0			
12	11	Lady Spencer	5			

StrideMASTER Speed Maps are generated using each horse's settled positions from their previous starts. The settled position is usually taken at the second 200m sectional crossing point in the race. This report is automatically generated from the StrideMASTER database using historical data from the horse's previous starts.

Disclaimer.











Tasracing Pty Ltd and Thoroughbred Ratings Pty Ltd accepts no responsibility for the completeness or accuracy of any of the information contained herein, and makes no representations about its suitability for any particular purpose. Users should make their own judgements about those matters and/or seek independent advice. You assume all risks associated with use of the data provided on this page.

Speed Map

March 11, 2015, Race 4, 2Y MDN-SW, Distance 1120m, Mowbray - Offset 4m

Compilation date: March 6, 2015, 12:20:08 PM (EST)

StrideMaster predicted tempo is: Even.

Barrier	TAB no.	Horse	Starts	Back	Midfield	Forward
1	4	Underplay	1			
2	3	Geegees Muscle Man	1			
3	6	Gee Gees Cool Gal	1			
4	2	Bushranger Boy	0			
5	11	Gee Gees Vicki	3			
6	8	Geegees Double Jo	5			
7	9	Morgatoche	1			
8	10	She's Rosie	1			
9	7	Gee Gees Talk Fest	1			
10	1	Belmont	1			
11	5	Colonial Coaster	2			

StrideMASTER Speed Maps are generated using each horse's settled positions from their previous starts. The settled position is usually taken at the second 200m sectional crossing point in the race. This report is automatically generated from the StrideMASTER database using historical data from the horse's previous starts.

Disclaimer.













Tasracing Pty Ltd and Thoroughbred Ratings Pty Ltd accepts no responsibility for the completeness or accuracy of any of the information contained herein, and makes no representations about its suitability for any particular purpose. Users should make their own judgements about those matters and/or seek independent advice. You assume all risks associated with use of the data provided on this page.

Speed Map

March 11, 2015, Race 5, CL1, Distance 1420m, Mowbray - Offset 4m

Compilation date: March 6, 2015, 12:20:08 PM (EST)

StrideMaster predicted tempo is: Even.

Barrier	TAB no.	Horse	Starts	Back	Midfield	Forward
1	3	Precious Jade	2			
2	7	Udayan	4			
3	2	Stella Etoile	5			
4	10	Morning Starlet	2			
5	12	Pint of Pain	5			
6	4	Dane Koshka	2			
7	9	Frogmoor Louie	5			
8	5	Mensa Magic	4			
9	11	Jonolly Lass	5			
10	1	Prickly Diamonds	5			
11	6	Nuclear Star	5			
12	8	Western Front	5			

StrideMASTER Speed Maps are generated using each horse's settled positions from their previous starts. The settled position is usually taken at the second 200m sectional crossing point in the race. This report is automatically generated from the StrideMASTER database using historical data from the horse's previous starts.

Disclaimer.










Tasracing Pty Ltd and Thoroughbred Ratings Pty Ltd accepts no responsibility for the completeness or accuracy of any of the information contained herein, and makes no representations about its suitability for any particular purpose. Users should make their own judgements about those matters and/or seek independent advice. You assume all risks associated with use of the data provided on this page.

Speed Map

March 11, 2015, Race 6, CL4, Distance 1220m, Mowbray - Offset 4m

Compilation date: March 6, 2015, 12:20:08 PM (EST)

StrideMaster predicted tempo is: Even.

Barrier	TAB no.	Horse	Starts	Back	Midfield	Forward
1	2	Liluka Belle	4			
2	1	Sound Bar	5			
3	7	Pinks a Legend	5			
4	6	Isn't Life Strange	5			
5	8	Magestic Impulse	5			
6	9	Reach the Moon	5			
7	5	Gee Gees Style	4			
8	4	Our Casanova	5			
9	3	Ash for Cash	5			

StrideMASTER Speed Maps are generated using each horse's settled positions from their previous starts. The settled position is usually taken at the second 200m sectional crossing point in the race. This report is automatically generated from the StrideMASTER database using historical data from the horse's previous starts.

Disclaimer.












Tasracing Pty Ltd and Thoroughbred Ratings Pty Ltd accepts no responsibility for the completeness or accuracy of any of the information contained herein, and makes no representations about its suitability for any particular purpose. Users should make their own judgements about those matters and/or seek independent advice. You assume all risks associated with use of the data provided on this page.

Speed Map

March 11, 2015, Race 7, BM72, Distance 1420m, Mowbray - Offset 4m

Compilation date: March 6, 2015, 12:20:09 PM (EST)

StrideMaster predicted tempo is: Even.

Barrier	TAB no.	Horse	Starts	Back	Midfield	Forward
1	3	Bideford	5			
2	4	Hell Strong	5			
3	11	Bel Ombre	5			
4	1	Catwen Boy	5			
5	9	New Vision	4			
6	7	Smoke 'n' Whisky	5			
7	2	Pengalas Gee Gee	5			
8	8	Acacia Bloom	4			
9	5	Up Cups	5			
10	6	Finalaregee	5			
11	10	Mr Fashion	5			

StrideMASTER Speed Maps are generated using each horse's settled positions from their previous starts. The settled position is usually taken at the second 200m sectional crossing point in the race. This report is automatically generated from the StrideMASTER database using historical data from the horse's previous starts.

Disclaimer.













Tasracing Pty Ltd and Thoroughbred Ratings Pty Ltd accepts no responsibility for the completeness or accuracy of any of the information contained herein, and makes no representations about its suitability for any particular purpose. Users should make their own judgements about those matters and/or seek independent advice. You assume all risks associated with use of the data provided on this page.

Speed Map

March 11, 2015, Race 8, MDN/CL1-SW, Distance 2150m, Mowbray - Offset 4m

Compilation date: March 6, 2015, 12:20:09 PM (EST)

StrideMaster predicted tempo is: Slow.

Barrier	TAB no.	Horse	Starts	Back	Midfield	Forward
1	6	Anytime Soon	4			
2	2	Keep Racing	4			
3	5	Steven's Wonder	4			
4	1	Full Magnum	4			
5	7	Savrajette	5			
6	8	St de Sales	5			
7	11	Majestic Milly	4			
8	3	Dropaclanger	4			
9	9	Alsa Doll	5			
10	12	Regal Quality	5			
11	4	Husna	4			
12	10	Raky's Late	5			

StrideMASTER Speed Maps are generated using each horse's settled positions from their previous starts. The settled position is usually taken at the second 200m sectional crossing point in the race. This report is automatically generated from the StrideMASTER database using historical data from the horse's previous starts.

Disclaimer.

Tasracing Pty Ltd and Thoroughbred Ratings Pty Ltd accepts no responsibility for the completeness or accuracy of any of the information contained herein, and makes no representations about its suitability for any particular purpose. Users should make their own judgements about those matters and/or seek independent advice. You assume all risks associated with use of the data provided on this page.