



## Speed Map

Tasmanian Turf Club, Launceston, March 18, 2015

### Form Guide

Compilation date: March 16, 2015, 12:19:30 PM (EST)

Copyright © 2015 Tasracing Pty Ltd. All rights reserved.

### Trademarks.

StrideMASTER is a registered trademark of Thoroughbred Ratings Pty Ltd.

### Disclaimer.
















Tasracing Pty Ltd and Thoroughbred Ratings Pty Ltd accepts no responsibility for the completeness or accuracy of any of the information contained herein, and makes no representations about its suitability for any particular purpose. Users should make their own judgements about those matters and/or seek independent advice. You assume all risks associated with use of the data provided on this page.

# Speed Map

March 18, 2015, Race 1, CL1, Distance 1200m, Mowbray - Offset 0m

Compilation date: March 16, 2015, 12:19:31 PM (EST)

StrideMaster predicted tempo is: Even.

Barrier	TAB no.	Horse	Starts	Back	Midfield	Forward
1	13	Wiz Bang	5			
2	7	Scouting Around	5			
3	2	Vengeance of Fury	2			
4	6	Meconsul	5			
5	4	Pressure Down	2			
6	8	Stella Etoile	5			
7	5	Flying Stevie	5			
8	14	Watch Over Me	5			
9	15	Geegees Hawkeye	5			
10	12	Tangerine Queen	5			
11	9	Partenza	4			
12	11	Village Green	3			
13	1	Shadane	0			
14	16	Frinja	5			
15	10	Quelle Beaute	2			
16	3	Nuclear Hero	3			

StrideMASTER Speed Maps are generated using each horse's settled positions from their previous starts. The settled position is usually taken at the second 200m sectional crossing point in the race. This report is automatically generated from the StrideMASTER database using historical data from the horse's previous starts.

**Disclaimer.**











Tasracing Pty Ltd and Thoroughbred Ratings Pty Ltd accepts no responsibility for the completeness or accuracy of any of the information contained herein, and makes no representations about its suitability for any particular purpose. Users should make their own judgements about those matters and/or seek independent advice. You assume all risks associated with use of the data provided on this page.

# Speed Map

March 18, 2015, Race 2, MDN/CL1-SW, Distance 1600m, Mowbray - Offset 0m

Compilation date: March 16, 2015, 12:19:32 PM (EST)

StrideMaster predicted tempo is: Even.

Barrier	TAB no.	Horse	Starts	Back	Midfield	Forward
1	1	Dream Roller	4			
2	10	Tycoon Navigator	4			
3	3	Grey Hype	5			
4	8	Shinziggy	5			
5	6	Glenferry Road	4			
6	4	Mensa Magic	3			
7	5	Pint of Pain	4			
8	2	Family Ty	5			
9	7	Ocean Star	4			
10	9	Joyville	5			

StrideMASTER Speed Maps are generated using each horse's settled positions from their previous starts. The settled position is usually taken at the second 200m sectional crossing point in the race. This report is automatically generated from the StrideMASTER database using historical data from the horse's previous starts.

#### Disclaimer.










Tasracing Pty Ltd and Thoroughbred Ratings Pty Ltd accepts no responsibility for the completeness or accuracy of any of the information contained herein, and makes no representations about its suitability for any particular purpose. Users should make their own judgements about those matters and/or seek independent advice. You assume all risks associated with use of the data provided on this page.

# Speed Map

March 18, 2015, Race 3, MDN-SW, Distance 1200m, Mowbray - Offset 0m

Compilation date: March 16, 2015, 12:19:32 PM (EST)

StrideMaster predicted tempo is: Even.

Barrier	TAB no.	Horse	Starts	Back	Midfield	Forward
1	10	Ebideliah	5			
2	7	Who Decides	1			
3	2	Charloch	0			
4	8	Alpine Angel	5			
5	3	Mikaylas Raider	5			
6	9	Divine Archer	4			
7	1	Bloodshot	5			
8	6	Under Milkwood	0			
9	4	Paleface Presto	5			
10	11	Cool Kisses	5			
11	5	Simdav	5			

StrideMASTER Speed Maps are generated using each horse's settled positions from their previous starts. The settled position is usually taken at the second 200m sectional crossing point in the race. This report is automatically generated from the StrideMASTER database using historical data from the horse's previous starts.

**Disclaimer.**













Tasracing Pty Ltd and Thoroughbred Ratings Pty Ltd accepts no responsibility for the completeness or accuracy of any of the information contained herein, and makes no representations about its suitability for any particular purpose. Users should make their own judgements about those matters and/or seek independent advice. You assume all risks associated with use of the data provided on this page.

# Speed Map

March 18, 2015, Race 4, MDN-SW, Distance 1400m, Mowbray - Offset 0m

Compilation date: March 16, 2015, 12:19:32 PM (EST)

StrideMaster predicted tempo is: Even.

Barrier	TAB no.	Horse	Starts	Back	Midfield	Forward
1	5	Eternal Dream	5			
2	2	Kadann	2			
3	11	Just Another Fifty	4			
4	10	Hey Girl	5			
5	9	Easy As That	5			
6	1	Game of Thrones	5			
7	4	Down to the Wire	4			
8	6	High Hill	5			
9	8	Add to Friends	2			
10	7	Lemon Grove	3			
11	12	Livia's Lite	5			
12	3	Rangaondarun	4			

StrideMASTER Speed Maps are generated using each horse's settled positions from their previous starts. The settled position is usually taken at the second 200m sectional crossing point in the race. This report is automatically generated from the StrideMASTER database using historical data from the horse's previous starts.

**Disclaimer.**













Tasracing Pty Ltd and Thoroughbred Ratings Pty Ltd accepts no responsibility for the completeness or accuracy of any of the information contained herein, and makes no representations about its suitability for any particular purpose. Users should make their own judgements about those matters and/or seek independent advice. You assume all risks associated with use of the data provided on this page.

# Speed Map

March 18, 2015, Race 5, CL2, Distance 1200m, Mowbray - Offset 0m

Compilation date: March 16, 2015, 12:19:32 PM (EST)

StrideMaster predicted tempo is: Even.

Barrier	TAB no.	Horse	Starts	Back	Midfield	Forward
1	10	Testa Gee Gee	5			
2	3	Triple Bee	5			
3	4	Sid the Sloth	4			
4	12	She's Drahmatic	5			
5	5	Baldez	1			
6	2	Lustica	5			
7	6	Rozzie Roo	4			
8	8	Cuprona Road	5			
9	1	Powercharged	3			
10	7	Vandermeer	3			
11	11	Royal Bluff	5			
12	9	Before All	4			

StrideMASTER Speed Maps are generated using each horse's settled positions from their previous starts. The settled position is usually taken at the second 200m sectional crossing point in the race. This report is automatically generated from the StrideMASTER database using historical data from the horse's previous starts.

**Disclaimer.**










Tasracing Pty Ltd and Thoroughbred Ratings Pty Ltd accepts no responsibility for the completeness or accuracy of any of the information contained herein, and makes no representations about its suitability for any particular purpose. Users should make their own judgements about those matters and/or seek independent advice. You assume all risks associated with use of the data provided on this page.

# Speed Map

March 18, 2015, Race 6, HCP, Distance 2100m, Mowbray - Offset 0m

Compilation date: March 16, 2015, 12:19:33 PM (EST)

StrideMaster predicted tempo is: Even.

Barrier	TAB no.	Horse	Starts	Back	Midfield	Forward
1	6	Hold True	5			
2	8	Settler's Joy	4			
3	3	At the Weekend	5			
4	2	Payteevee	1			
5	7	New Vision	4			
6	5	Deux Foix	5			
7	9	Known About Town	5			
8	1	Genuine Lad	4			
9	4	Another Lad AI	4			

StrideMASTER Speed Maps are generated using each horse's settled positions from their previous starts. The settled position is usually taken at the second 200m sectional crossing point in the race. This report is automatically generated from the StrideMASTER database using historical data from the horse's previous starts.

**Disclaimer.**









Tasracing Pty Ltd and Thoroughbred Ratings Pty Ltd accepts no responsibility for the completeness or accuracy of any of the information contained herein, and makes no representations about its suitability for any particular purpose. Users should make their own judgements about those matters and/or seek independent advice. You assume all risks associated with use of the data provided on this page.

# Speed Map

March 18, 2015, Race 7, BM82, Distance 1200m, Mowbray - Offset 0m

Compilation date: March 16, 2015, 12:19:33 PM (EST)

StrideMaster predicted tempo is: Even.

Barrier	TAB no.	Horse	Starts	Back	Midfield	Forward
1	6	Yuppony	5			
2	4	The Producer	4			
3	1	Quest Master	5			
4	8	Our Casanova	4			
5	7	Espry	5			
6	3	Geegees Doublejay	5			
7	5	Bundaleda	4			
8	2	Havana Stash	5			

StrideMASTER Speed Maps are generated using each horse's settled positions from their previous starts. The settled position is usually taken at the second 200m sectional crossing point in the race. This report is automatically generated from the StrideMASTER database using historical data from the horse's previous starts.

**Disclaimer.**

Tasracing Pty Ltd and Thoroughbred Ratings Pty Ltd accepts no responsibility for the completeness or accuracy of any of the information contained herein, and makes no representations about its suitability for any particular purpose. Users should make their own judgements about those matters and/or seek independent advice. You assume all risks associated with use of the data provided on this page.











# Speed Map

March 18, 2015, Race 8, BM72, Distance 1600m, Mowbray - Offset 0m

Compilation date: March 16, 2015, 12:19:33 PM (EST)

StrideMaster predicted tempo is: Even.

Barrier	TAB no.	Horse	Starts	Back	Midfield	Forward
1	8	Rose of Innocence	5			
2	3	Lingo	5			
3	4	Hell Strong	5			
4	6	Finalaregee	5			
5	7	Shayana	5			
6	5	Smoke 'n' Whisky	5			
7	2	Catwen Boy	5			
8	1	Second Dozen	5			

StrideMASTER Speed Maps are generated using each horse's settled positions from their previous starts. The settled position is usually taken at the second 200m sectional crossing point in the race. This report is automatically generated from the StrideMASTER database using historical data from the horse's previous starts.

#### Disclaimer.

Tasracing Pty Ltd and Thoroughbred Ratings Pty Ltd accepts no responsibility for the completeness or accuracy of any of the information contained herein, and makes no representations about its suitability for any particular purpose. Users should make their own judgements about those matters and/or seek independent advice. You assume all risks associated with use of the data provided on this page.