



Speed Map

Tasmanian Turf Club, Launceston, March 25, 2015

Form Guide

Compilation date: March 23, 2015, 12:20:06 PM (AEDT)

Copyright © 2015 Tasracing Pty Ltd. All rights reserved.

Trademarks.

StrideMASTER is a registered trademark of Thoroughbred Ratings Pty Ltd.

Disclaimer.














Tasracing Pty Ltd and Thoroughbred Ratings Pty Ltd accepts no responsibility for the completeness or accuracy of any of the information contained herein, and makes no representations about its suitability for any particular purpose. Users should make their own judgements about those matters and/or seek independent advice. You assume all risks associated with use of the data provided on this page.

Speed Map

March 25, 2015, Race 1, MDN-SW, Distance 1400m, Mowbray - Offset 0m

Compilation date: March 23, 2015, 12:20:06 PM (AEDT)

StrideMaster predicted tempo is: Even.

| Barrier | TAB no. | Horse | Starts | Back | Midfield | Forward |
|---------|---------|-------------------|--------|------|---|---|
| 1 | 5 | Shinziggy | 5 | |  | |
| 2 | 12 | Livia's Lite | 5 | |  | |
| 3 | 2 | Fair Player | 5 | |  | |
| 4 | 4 | Leigh John | 4 | | |  |
| 5 | 1 | Bloodshot | 5 | | |  |
| 6 | 3 | Game of Thrones | 4 | |  | |
| 7 | 8 | Helera | 5 | | |  |
| 8 | 13 | Love Quest | 1 | |  | |
| 9 | 11 | Into the Wind | 3 | |  | |
| 10 | 7 | Red Sun Rising | 1 | | |  |
| 11 | 9 | Maywyns Otra | 5 | |  | |
| 12 | 10 | Dance Thru France | 5 | |  | |
| 13 | 6 | Prince of Rivers | 2 | |  | |

StrideMASTER Speed Maps are generated using each horse's settled positions from their previous starts. The settled position is usually taken at the second 200m sectional crossing point in the race. This report is automatically generated from the StrideMASTER database using historical data from the horse's previous starts.

Disclaimer.












Tasracing Pty Ltd and Thoroughbred Ratings Pty Ltd accepts no responsibility for the completeness or accuracy of any of the information contained herein, and makes no representations about its suitability for any particular purpose. Users should make their own judgements about those matters and/or seek independent advice. You assume all risks associated with use of the data provided on this page.

Speed Map

March 25, 2015, Race 2, CL2, Distance 1400m, Mowbray - Offset 0m

Compilation date: March 23, 2015, 12:20:06 PM (AEDT)

StrideMaster predicted tempo is: Even.

| Barrier | TAB no. | Horse | Starts | Back | Midfield | Forward |
|---------|---------|--------------------|--------|---|---|---|
| 1 | 9 | Our Clangalang | 5 | |  | |
| 2 | 3 | Western Front | 4 | |  | |
| 3 | 5 | Before All | 4 | | |  |
| 4 | 1 | Magnetic Queen | 2 |  | | |
| 5 | 10 | Haakon | 2 | |  | |
| 6 | 6 | Geegees Drummerboy | 4 | |  | |
| 7 | 11 | Speedy Sort | 4 | |  | |
| 8 | 7 | Beryl Bee | 5 | |  | |
| 9 | 4 | Rustical | 5 | |  | |
| 10 | 8 | Erin's Element | 4 |  | | |
| 11 | 2 | Tycoon Gypsy | 5 | |  | |

StrideMASTER Speed Maps are generated using each horse's settled positions from their previous starts. The settled position is usually taken at the second 200m sectional crossing point in the race. This report is automatically generated from the StrideMASTER database using historical data from the horse's previous starts.

Disclaimer.














Tasracing Pty Ltd and Thoroughbred Ratings Pty Ltd accepts no responsibility for the completeness or accuracy of any of the information contained herein, and makes no representations about its suitability for any particular purpose. Users should make their own judgements about those matters and/or seek independent advice. You assume all risks associated with use of the data provided on this page.

Speed Map

March 25, 2015, Race 3, BM62, Distance 1600m, Mowbray - Offset 0m

Compilation date: March 23, 2015, 12:20:06 PM (AEDT)

StrideMaster predicted tempo is: Even.

| Barrier | TAB no. | Horse | Starts | Back | Midfield | Forward |
|---------|---------|--------------------|--------|---|---|---|
| 1 | 12 | Our Anna | 5 | |  | |
| 2 | 4 | Miss It And a Bit | 5 | | |  |
| 3 | 1 | Hell Strong | 5 | |  | |
| 4 | 5 | Prom King | 5 | | |  |
| 5 | 8 | Spun Sugar | 4 | | |  |
| 6 | 13 | Talent Code | 4 |  | | |
| 7 | 6 | Koutoufides | 5 | |  | |
| 8 | 11 | Staples Gee Gee | 3 | |  | |
| 9 | 2 | Sandeep | 5 | | |  |
| 10 | 3 | Hold True | 5 | | |  |
| 11 | 7 | No Go Zone | 4 | | |  |
| 12 | 9 | Sweet Ginger Brown | 5 | |  | |
| 13 | 10 | Queen of Eight | 2 | |  | |

StrideMASTER Speed Maps are generated using each horse's settled positions from their previous starts. The settled position is usually taken at the second 200m sectional crossing point in the race. This report is automatically generated from the StrideMASTER database using historical data from the horse's previous starts.

Disclaimer.










Tasracing Pty Ltd and Thoroughbred Ratings Pty Ltd accepts no responsibility for the completeness or accuracy of any of the information contained herein, and makes no representations about its suitability for any particular purpose. Users should make their own judgements about those matters and/or seek independent advice. You assume all risks associated with use of the data provided on this page.

Speed Map

March 25, 2015, Race 4, MDN-SW, Distance 1200m, Mowbray - Offset 0m

Compilation date: March 23, 2015, 12:20:06 PM (AEDT)

StrideMaster predicted tempo is: Slow.

| Barrier | TAB no. | Horse | Starts | Back | Midfield | Forward |
|---------|---------|-----------------|--------|---|---|---|
| 1 | 6 | Torch the Field | 0 | | | |
| 2 | 1 | Holy Tony | 0 | | | |
| 3 | 5 | Silver Bolt | 1 |  | | |
| 4 | 7 | Fracassare | 5 | |  | |
| 5 | 10 | Like Alulu | 2 | |  | |
| 6 | 4 | King Macedon | 1 | |  | |
| 7 | 3 | Becerikli | 1 | |  | |
| 8 | 8 | Hello Gertie | 2 |  | | |
| 9 | 2 | Irish Jack | 3 | | |  |
| 10 | 9 | The Flyweight | 0 | | | |
| 11 | 11 | Mona | 3 | | |  |
| 12 | 12 | Sweet Treat | 2 | |  | |

StrideMASTER Speed Maps are generated using each horse's settled positions from their previous starts. The settled position is usually taken at the second 200m sectional crossing point in the race. This report is automatically generated from the StrideMASTER database using historical data from the horse's previous starts.

Disclaimer.










Tasracing Pty Ltd and Thoroughbred Ratings Pty Ltd accepts no responsibility for the completeness or accuracy of any of the information contained herein, and makes no representations about its suitability for any particular purpose. Users should make their own judgements about those matters and/or seek independent advice. You assume all risks associated with use of the data provided on this page.

Speed Map

March 25, 2015, Race 5, BM62, Distance 1200m, Mowbray - Offset 0m

Compilation date: March 23, 2015, 12:20:06 PM (AEDT)

StrideMaster predicted tempo is: Even.

| Barrier | TAB no. | Horse | Starts | Back | Midfield | Forward |
|---------|---------|--------------------|--------|--|---|---|
| 1 | 4 | Rock Speed | 0 | | | |
| 2 | 9 | Geegees Martini | 5 | |  | |
| 3 | 3 | Isn't Life Strange | 5 | | |  |
| 4 | 1 | Geegees Soprano | 5 | |  | |
| 5 | 6 | Pinks a Legend | 5 | |  | |
| 6 | 10 | Poucher | 3 |  | | |
| 7 | 7 | Bel Ombre | 4 | |  | |
| 8 | 11 | Savvy Princess | 5 | |  | |
| 9 | 2 | Gee Gees Style | 5 | | |  |
| 10 | 8 | Toakio Tower | 0 | | | |
| 11 | 5 | He's Applz | 4 | | |  |

StrideMASTER Speed Maps are generated using each horse's settled positions from their previous starts. The settled position is usually taken at the second 200m sectional crossing point in the race. This report is automatically generated from the StrideMASTER database using historical data from the horse's previous starts.

Disclaimer.












Tasracing Pty Ltd and Thoroughbred Ratings Pty Ltd accepts no responsibility for the completeness or accuracy of any of the information contained herein, and makes no representations about its suitability for any particular purpose. Users should make their own judgements about those matters and/or seek independent advice. You assume all risks associated with use of the data provided on this page.

Speed Map

March 25, 2015, Race 6, CL1, Distance 1400m, Mowbray - Offset 0m

Compilation date: March 23, 2015, 12:20:06 PM (AEDT)

StrideMaster predicted tempo is: Even.

| Barrier | TAB no. | Horse | Starts | Back | Midfield | Forward |
|---------|---------|-----------------|--------|---|---|---|
| 1 | 7 | Udayan | 4 | |  | |
| 2 | 10 | Morning Starlet | 2 | |  | |
| 3 | 6 | Mensa Magic | 3 |  | | |
| 4 | 12 | Set for Tea | 5 | |  | |
| 5 | 5 | Precious Jade | 2 | | |  |
| 6 | 9 | Frogmoor Louie | 4 | |  | |
| 7 | 4 | Nuclear Star | 4 | |  | |
| 8 | 8 | Quelle Beaute | 3 | |  | |
| 9 | 2 | Nuclear Hero | 4 | |  | |
| 10 | 11 | Jonolly Lass | 4 | |  | |
| 11 | 3 | Secrets She Has | 4 | | |  |
| 12 | 1 | Barkly Boy | 0 | | | |

StrideMASTER Speed Maps are generated using each horse's settled positions from their previous starts. The settled position is usually taken at the second 200m sectional crossing point in the race. This report is automatically generated from the StrideMASTER database using historical data from the horse's previous starts.

Disclaimer.










Tasracing Pty Ltd and Thoroughbred Ratings Pty Ltd accepts no responsibility for the completeness or accuracy of any of the information contained herein, and makes no representations about its suitability for any particular purpose. Users should make their own judgements about those matters and/or seek independent advice. You assume all risks associated with use of the data provided on this page.

Speed Map

March 25, 2015, Race 7, BM72, Distance 1400m, Mowbray - Offset 0m

Compilation date: March 23, 2015, 12:20:06 PM (AEDT)

StrideMaster predicted tempo is: Fast.

| Barrier | TAB no. | Horse | Starts | Back | Midfield | Forward |
|---------|---------|-------------------|--------|---|---|---|
| 1 | 8 | Mr Fashion | 5 | |  | |
| 2 | 3 | Just Call Me Fred | 4 | |  | |
| 3 | 2 | Blacko | 4 |  | | |
| 4 | 6 | Flash Al Moon | 5 |  | | |
| 5 | 4 | Beer Belly | 5 | | |  |
| 6 | 1 | Jay Bee's Gee Gee | 5 | | |  |
| 7 | 9 | Serpents View | 5 | | |  |
| 8 | 5 | Smoke 'n' Whisky | 5 | | |  |
| 9 | 7 | Gee Gee's Boss | 5 | |  | |

StrideMASTER Speed Maps are generated using each horse's settled positions from their previous starts. The settled position is usually taken at the second 200m sectional crossing point in the race. This report is automatically generated from the StrideMASTER database using historical data from the horse's previous starts.

Disclaimer.










Tasracing Pty Ltd and Thoroughbred Ratings Pty Ltd accepts no responsibility for the completeness or accuracy of any of the information contained herein, and makes no representations about its suitability for any particular purpose. Users should make their own judgements about those matters and/or seek independent advice. You assume all risks associated with use of the data provided on this page.

Speed Map

March 25, 2015, Race 8, MDN/CL1-SW, Distance 2100m, Mowbray - Offset 0m

Compilation date: March 23, 2015, 12:20:07 PM (AEDT)

StrideMaster predicted tempo is: Slow.

| Barrier | TAB no. | Horse | Starts | Back | Midfield | Forward |
|---------|---------|-----------------|--------|---|---|---|
| 1 | 3 | Dropaclanger | 5 | |  | |
| 2 | 2 | Alsa Doll | 5 |  | | |
| 3 | 7 | Crib Point | 4 | |  | |
| 4 | 9 | Raky's Late | 5 | |  | |
| 5 | 5 | Regal Quality | 5 | |  | |
| 6 | 8 | St de Sales | 4 | |  | |
| 7 | 6 | Steven's Wonder | 4 | | |  |
| 8 | 1 | Full Magnum | 4 | |  | |
| 9 | 4 | Kompressor | 2 | | |  |

StrideMASTER Speed Maps are generated using each horse's settled positions from their previous starts. The settled position is usually taken at the second 200m sectional crossing point in the race. This report is automatically generated from the StrideMASTER database using historical data from the horse's previous starts.

Disclaimer.

Tasracing Pty Ltd and Thoroughbred Ratings Pty Ltd accepts no responsibility for the completeness or accuracy of any of the information contained herein, and makes no representations about its suitability for any particular purpose. Users should make their own judgements about those matters and/or seek independent advice. You assume all risks associated with use of the data provided on this page.