



Speed Map

Tasmanian Racing Club, Hobart, March 29, 2015

Form Guide

Compilation date: March 26, 2015, 3:22:39 PM (AEDT)

Copyright © 2015 Tasracing Pty Ltd. All rights reserved.

Trademarks.

StrideMASTER is a registered trademark of Thoroughbred Ratings Pty Ltd.

Disclaimer.






Tasracing Pty Ltd and Thoroughbred Ratings Pty Ltd accepts no responsibility for the completeness or accuracy of any of the information contained herein, and makes no representations about its suitability for any particular purpose. Users should make their own judgements about those matters and/or seek independent advice. You assume all risks associated with use of the data provided on this page.

Speed Map

March 29, 2015, Race 1, 3Y MDN-SW, Distance 1100m, Elwick Course Proper - Offset 3m

Compilation date: March 26, 2015, 3:22:39 PM (AEDT)

StrideMaster predicted tempo is: Even.

Barrier	TAB no.	Horse	Starts	Back	Midfield	Forward
1	4	Tough Poacher	0			
2	3	Silver Bolt	1			
3	6	Gee Gees Tismore	5			
4	2	Little Mocha	1			
5	7	Heaps of Heart	3			
6	1	Blu to Be Sure	0			
7	5	Delzangles	0			
8	8	La Belle Moi	3			

StrideMASTER Speed Maps are generated using each horse's settled positions from their previous starts. The settled position is usually taken at the second 200m sectional crossing point in the race. This report is automatically generated from the StrideMASTER database using historical data from the horse's previous starts.

Disclaimer.









Tasracing Pty Ltd and Thoroughbred Ratings Pty Ltd accepts no responsibility for the completeness or accuracy of any of the information contained herein, and makes no representations about its suitability for any particular purpose. Users should make their own judgements about those matters and/or seek independent advice. You assume all risks associated with use of the data provided on this page.

Speed Map

March 29, 2015, Race 2, 2Y MDN-SW, Distance 1100m, Elwick Course Proper - Offset 3m

Compilation date: March 26, 2015, 3:22:39 PM (AEDT)

StrideMaster predicted tempo is: Fast.

Barrier	TAB no.	Horse	Starts	Back	Midfield	Forward
1	10	Gee Gees Vicki	3			
2	11	Lotza Kitty	0			
3	4	Naadam	4			
4	1	Bushranger Boy	1			
5	9	Gee Gees Talk Fest	2			
6	6	Turtles Nest	0			
7	13	Wall Street Vixen	0			
8	7	Underplay	2			
9	3	Impulsive Lager	0			
10	8	Gee Gees Cool Gal	1			
11	12	She's Rosie	2			
12	5	Seggers	0			
13	2	Geegees Gran Lodge	3			

StrideMASTER Speed Maps are generated using each horse's settled positions from their previous starts. The settled position is usually taken at the second 200m sectional crossing point in the race. This report is automatically generated from the StrideMASTER database using historical data from the horse's previous starts.

Disclaimer.






Tasracing Pty Ltd and Thoroughbred Ratings Pty Ltd accepts no responsibility for the completeness or accuracy of any of the information contained herein, and makes no representations about its suitability for any particular purpose. Users should make their own judgements about those matters and/or seek independent advice. You assume all risks associated with use of the data provided on this page.

Speed Map

March 29, 2015, Race 3, MDN-SW, Distance 1200m, Elwick Course Proper - Offset 3m

Compilation date: March 26, 2015, 3:22:39 PM (AEDT)

StrideMaster predicted tempo is: Even.

Barrier	TAB no.	Horse	Starts	Back	Midfield	Forward
1	6	Lady Spencer	5			
2	10	The Flyweight	0			
3	4	Snip You	0			
4	5	Article	0			
5	1	Poacher's Son	0			
6	2	Shorty Knox	4			
7	11	Cool Kisses	5			
8	3	Saturday's Hope	0			
9	7	Little Miff	1			
10	8	Shenanigans Lator	3			
11	9	Songs 'n' Stories	0			

StrideMASTER Speed Maps are generated using each horse's settled positions from their previous starts. The settled position is usually taken at the second 200m sectional crossing point in the race. This report is automatically generated from the StrideMASTER database using historical data from the horse's previous starts.

Disclaimer.







Tasracing Pty Ltd and Thoroughbred Ratings Pty Ltd accepts no responsibility for the completeness or accuracy of any of the information contained herein, and makes no representations about its suitability for any particular purpose. Users should make their own judgements about those matters and/or seek independent advice. You assume all risks associated with use of the data provided on this page.

Speed Map

March 29, 2015, Race 4, BM82, Distance 1400m, Elwick Course Proper - Offset 3m

Compilation date: March 26, 2015, 3:22:39 PM (AEDT)

StrideMaster predicted tempo is: Slow.

Barrier	TAB no.	Horse	Starts	Back	Midfield	Forward
1	4	Up Cups	5			
2	6	Carnelian Crystal	5			
3	1	The Producer	4			
4	5	No Go Zone	4			
5	3	Hailed	4			
6	2	Geegees Velvet	5			

StrideMASTER Speed Maps are generated using each horse's settled positions from their previous starts. The settled position is usually taken at the second 200m sectional crossing point in the race. This report is automatically generated from the StrideMASTER database using historical data from the horse's previous starts.

Disclaimer.










Tasracing Pty Ltd and Thoroughbred Ratings Pty Ltd accepts no responsibility for the completeness or accuracy of any of the information contained herein, and makes no representations about its suitability for any particular purpose. Users should make their own judgements about those matters and/or seek independent advice. You assume all risks associated with use of the data provided on this page.

Speed Map

March 29, 2015, Race 5, MDN/CL1-SW, Distance 1600m, Elwick Course Proper - Offset 3m

Compilation date: March 26, 2015, 3:22:39 PM (AEDT)

StrideMaster predicted tempo is: Even.

Barrier	TAB no.	Horse	Starts	Back	Midfield	Forward
1	8	Add to Friends	3			
2	1	Arkashim	4			
3	9	Hey Girl	5			
4	7	Tycoon Navigator	5			
5	5	Kompressor	3			
6	3	Flying Cruiser	0			
7	4	Frogmoor Louie	4			
8	2	Sentry Duty	5			
9	6	Easy As That	5			
10	10	Shining Amor	1			

StrideMASTER Speed Maps are generated using each horse's settled positions from their previous starts. The settled position is usually taken at the second 200m sectional crossing point in the race. This report is automatically generated from the StrideMASTER database using historical data from the horse's previous starts.

Disclaimer.








Tasracing Pty Ltd and Thoroughbred Ratings Pty Ltd accepts no responsibility for the completeness or accuracy of any of the information contained herein, and makes no representations about its suitability for any particular purpose. Users should make their own judgements about those matters and/or seek independent advice. You assume all risks associated with use of the data provided on this page.

Speed Map

March 29, 2015, Race 6, BM72, Distance 2100m, Elwick Course Proper - Offset 3m

Compilation date: March 26, 2015, 3:22:39 PM (AEDT)

StrideMaster predicted tempo is: Even.

Barrier	TAB no.	Horse	Starts	Back	Midfield	Forward
1	2	Deux Foix	5			
2	5	Settler's Stone	5			
3	6	Shayana	5			
4	3	Musique Player	5			
5	7	Settler's Joy	4			
6	1	Another Lad Al	4			
7	4	Player One	5			

StrideMASTER Speed Maps are generated using each horse's settled positions from their previous starts. The settled position is usually taken at the second 200m sectional crossing point in the race. This report is automatically generated from the StrideMASTER database using historical data from the horse's previous starts.

Disclaimer.









Tasracing Pty Ltd and Thoroughbred Ratings Pty Ltd accepts no responsibility for the completeness or accuracy of any of the information contained herein, and makes no representations about its suitability for any particular purpose. Users should make their own judgements about those matters and/or seek independent advice. You assume all risks associated with use of the data provided on this page.

Speed Map

March 29, 2015, Race 7, BM72, Distance 1100m, Elwick Course Proper - Offset 3m

Compilation date: March 26, 2015, 3:22:39 PM (AEDT)

StrideMaster predicted tempo is: Even.

Barrier	TAB no.	Horse	Starts	Back	Midfield	Forward
1	5	Manchero	5			
2	7	Our Lucky Girl	5			
3	4	Gee Gees Style	5			
4	2	Espry	5			
5	6	Meconsul	5			
6	1	Sound Bar	5			
7	8	Testa Gee Gee	5			
8	3	Downwind	4			

StrideMASTER Speed Maps are generated using each horse's settled positions from their previous starts. The settled position is usually taken at the second 200m sectional crossing point in the race. This report is automatically generated from the StrideMASTER database using historical data from the horse's previous starts.

Disclaimer.












Tasracing Pty Ltd and Thoroughbred Ratings Pty Ltd accepts no responsibility for the completeness or accuracy of any of the information contained herein, and makes no representations about its suitability for any particular purpose. Users should make their own judgements about those matters and/or seek independent advice. You assume all risks associated with use of the data provided on this page.

Speed Map

March 29, 2015, Race 8, CL1, Distance 1200m, Elwick Course Proper - Offset 3m

Compilation date: March 26, 2015, 3:22:39 PM (AEDT)

StrideMaster predicted tempo is: Even.

Barrier	TAB no.	Horse	Starts	Back	Midfield	Forward
1	7	Alpine Angel	5			
2	5	All Bar Madison	5			
3	6	Bachelor's Life	5			
4	10	Frinja	5			
5	9	Flying Flo Jo	5			
6	3	One More Red	5			
7	4	Partenza	4			
8	11	Geegees Hawkeye	5			
9	2	Vengeance of Fury	2			
10	8	Galeocerdo	5			
11	1	Dhanraj	4			

StrideMASTER Speed Maps are generated using each horse's settled positions from their previous starts. The settled position is usually taken at the second 200m sectional crossing point in the race. This report is automatically generated from the StrideMASTER database using historical data from the horse's previous starts.

Disclaimer.

Tasracing Pty Ltd and Thoroughbred Ratings Pty Ltd accepts no responsibility for the completeness or accuracy of any of the information contained herein, and makes no representations about its suitability for any particular purpose. Users should make their own judgements about those matters and/or seek independent advice. You assume all risks associated with use of the data provided on this page.