



## Race Results

Tasmanian Turf Club, Launceston, December 05, 2012

Compilation date: December 6, 2012, 1:06:03 PM (EST)

Copyright © 2012 Tasracing Pty Ltd. All rights reserved.

### Trademarks.

StrideMASTER is a registered trademark of Thoroughbred Ratings Pty Ltd.

### Disclaimer.

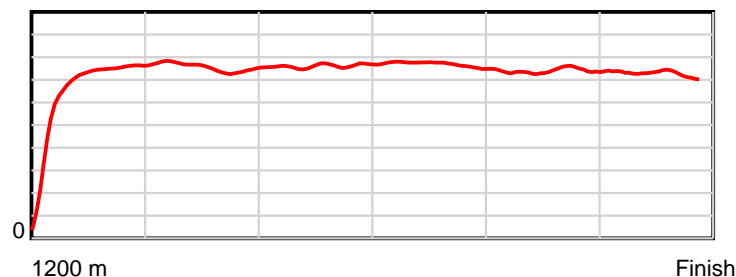
Tasracing Pty Ltd and Thoroughbred Ratings Pty Ltd accepts no responsibility for the completeness or accuracy of any of the information contained herein, and makes no representations about its suitability for any particular purpose. Users should make their own judgements about those matters and/or seek independent advice. You assume all risks associated with use of the data provided on this page.

# Race Results

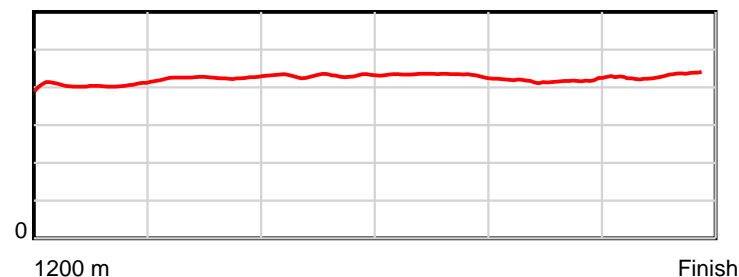
December 05, 2012, Race 5, 3Y-SWP, Distance 1200m, Mowbray - Offset 6m

Result	TAB no.	Horse (Barrier)	1200 to	1000m to	800m to	600m to	400m to	200m to	Total or	Margin
1st	7	Arenzano (11)	1000m	800m	600m	400m	200m	WP	Average	
		Position in running (margin)	-	3(5.4)	1(0.0)	4(3.0)	5(3.5)	5(5.2)		0.00
		Sectional time (s)	12.25	10.61	12.70	11.41	11.86	11.83		
		Cumulative time (s)	70.66	58.41	47.79	35.10	23.68	11.83	1:10.65	
		Speed (m/s)	16.33	18.85	15.75	17.53	16.86	16.91	16.98	
		Stride length (m)	6.21	7.96	6.78	7.60	7.03	7.29	7.10	
		Stride duration (s)	0.414	0.422	0.431	0.434	0.417	0.431	0.418	
		Stride efficiency (%)	60.35	99.00	71.89	90.21	77.26	83.05	78.80	
		Stride count	32.18	25.13	29.49	26.32	28.44	27.43	168.99	

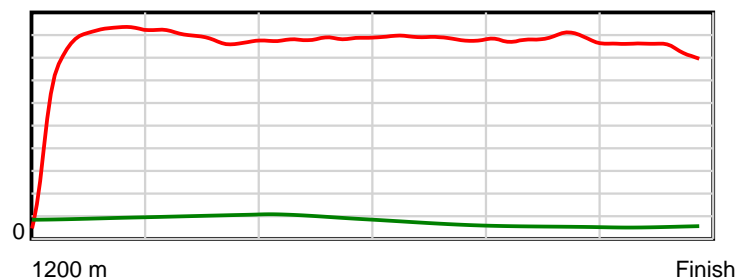
10 m Stride length



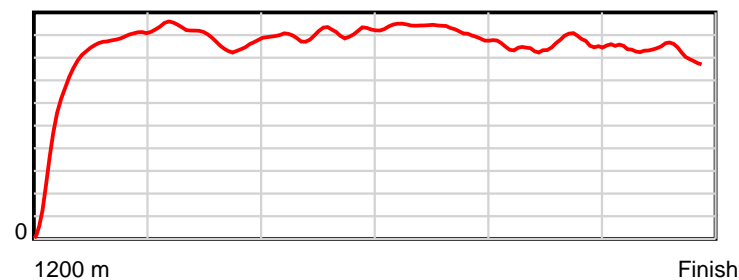
0.6 s Stride duration



20 m/sec Speed



100 % Stride efficiency



Note: Horizontal distance axis grid lines are 200m furlongs.

## Disclaimer.

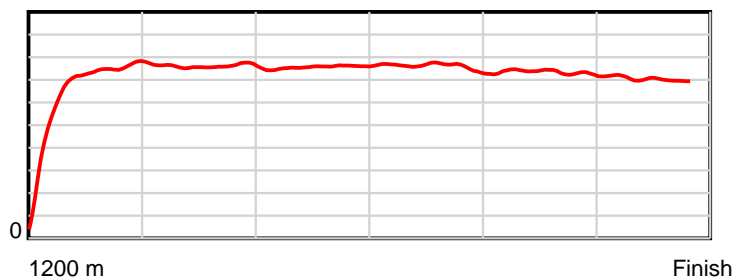
Tasracing Pty Ltd and Thoroughbred Ratings Pty Ltd accepts no responsibility for the completeness or accuracy of any of the information contained herein, and makes no representations about its suitability for any particular purpose. Users should make their own judgements about those matters and/or seek independent advice. You assume all risks associated with use of the data provided on this page.

# Race Results

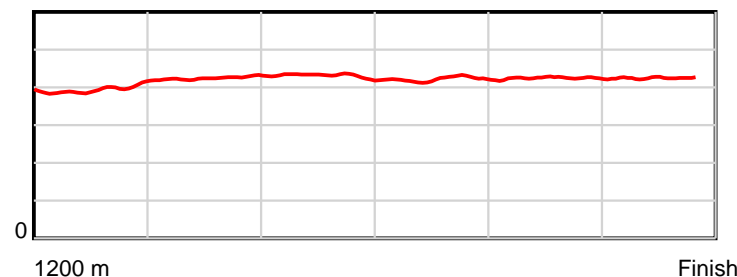
December 05, 2012, Race 5, 3Y-SWP, Distance 1200m, Mowbray - Offset 6m

Result	TAB no.	Horse (Barrier)	1200 to	1000m to	800m to	600m to	400m to	200m to	Total or	Margin
2nd	5	What Life Brin... (1)	1000m	800m	600m	400m	200m	WP	Average	
		Position in running (margin)	-	6(12.6)	3(3.1)	7(5.2)	6(4.4)	6(7.6)		3.80
		Sectional time (s)	13.60	9.94	12.53	11.20	12.12	11.96		
		Cumulative time (s)	71.34	57.74	47.81	35.27	24.07	11.96	1:11.34	
		Speed (m/s)	14.71	20.12	15.96	17.86	16.50	16.72	16.82	
		Stride length (m)	5.68	8.49	6.89	7.52	7.00	7.10	7.01	
		Stride duration (s)	0.411	0.422	0.432	0.421	0.424	0.425	0.417	
		Stride efficiency (%)	50.40	112.74	74.25	88.26	76.53	78.86	76.85	
		Stride count	35.22	23.55	29.01	26.61	28.58	28.15	171.12	

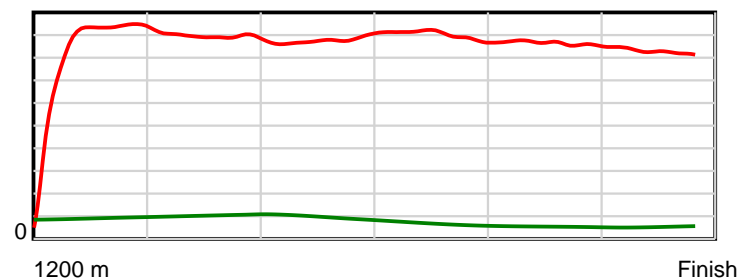
10 m Stride length



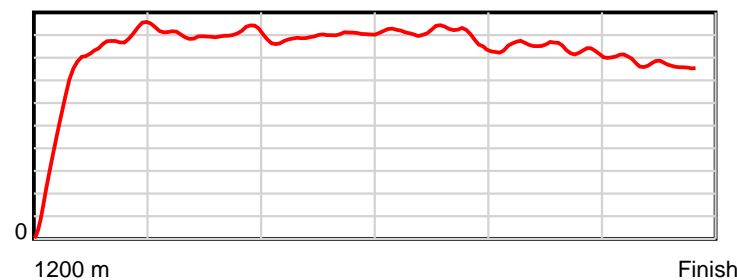
0.6 s Stride duration



20 m/sec Speed



100 % Stride efficiency



Note: Horizontal distance axis grid lines are 200m furlongs.

## Disclaimer.

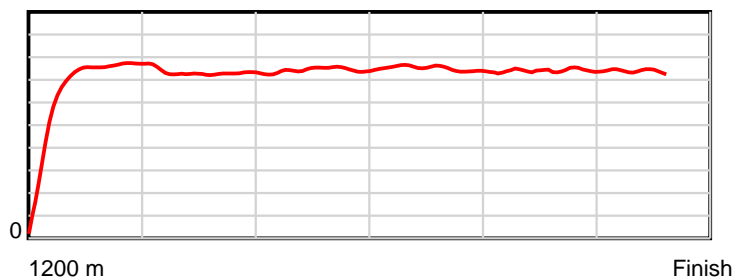
Tasracing Pty Ltd and Thoroughbred Ratings Pty Ltd accepts no responsibility for the completeness or accuracy of any of the information contained herein, and makes no representations about its suitability for any particular purpose. Users should make their own judgements about those matters and/or seek independent advice. You assume all risks associated with use of the data provided on this page.

# Race Results

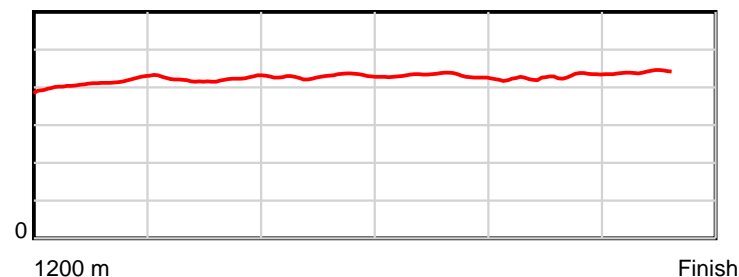
December 05, 2012, Race 5, 3Y-SWP, Distance 1200m, Mowbray - Offset 6m

Result	TAB no.	Horse (Barrier)	1200 to	1000m to	800m to	600m to	400m to	200m to	Total or	Margin
3rd	3	Mister John (8)	1000m	800m	600m	400m	200m	WP	Average	
		Position in running (margin)	-	8(18.0)	7(6.5)	2(0.4)	2(0.5)	1(0.0)		3.90
		Sectional time (s)	15.87	9.60	11.17	11.35	11.49	11.87		
		Cumulative time (s)	71.36	55.49	45.89	34.72	23.37	11.87	1:11.36	
		Speed (m/s)	12.61	20.83	17.91	17.62	17.41	16.85	16.82	
		Stride length (m)	5.37	8.76	7.67	7.63	7.35	7.40	7.20	
		Stride duration (s)	0.416	0.421	0.429	0.433	0.422	0.439	0.428	
		Stride efficiency (%)	44.98	120.02	91.95	90.97	84.43	85.48	81.04	
		Stride count	37.28	22.82	26.07	26.21	27.21	27.04	166.63	

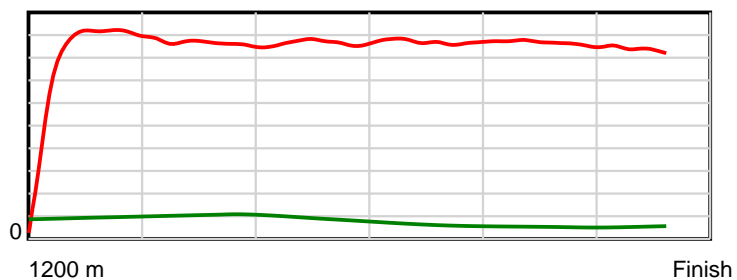
10 m Stride length



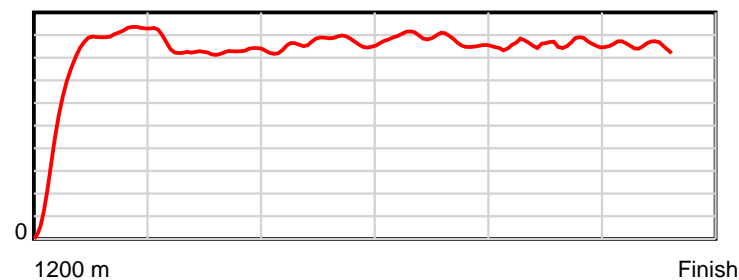
0.6 s Stride duration



20 m/sec Speed



100 % Stride efficiency



Note: Horizontal distance axis grid lines are 200m furlongs.

## Disclaimer.

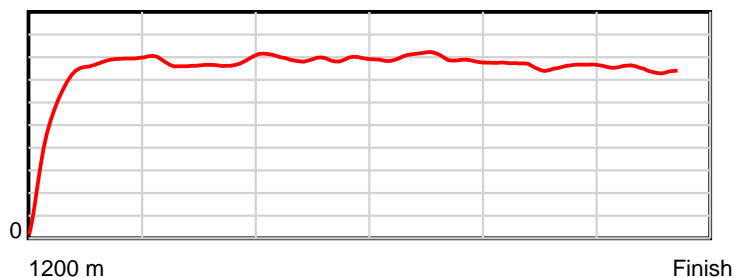
Tasracing Pty Ltd and Thoroughbred Ratings Pty Ltd accepts no responsibility for the completeness or accuracy of any of the information contained herein, and makes no representations about its suitability for any particular purpose. Users should make their own judgements about those matters and/or seek independent advice. You assume all risks associated with use of the data provided on this page.

# Race Results

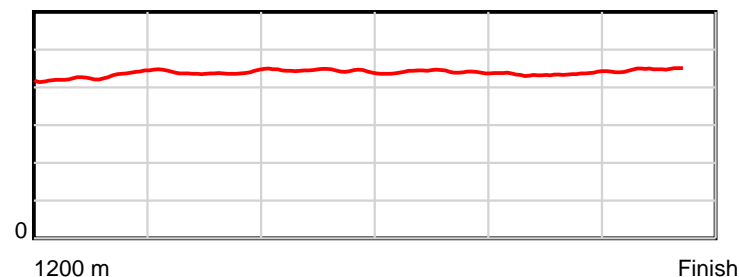
December 05, 2012, Race 5, 3Y-SWP, Distance 1200m, Mowbray - Offset 6m

Result	TAB no.	Horse (Barrier)	1200 to	1000m to	800m to	600m to	400m to	200m to	Total or	Margin
4th	2	Kenjorwood (6)	1000m	800m	600m	400m	200m	WP	Average	
		Position in running (margin)	-	10(21.0)	10(9.5)	5(3.1)	3(1.3)	2(1.8)		4.10
		Sectional time (s)	16.19	9.60	11.13	11.03	11.65	11.78		
		Cumulative time (s)	71.39	55.20	45.60	34.47	23.43	11.78	1:11.39	
		Speed (m/s)	12.35	20.83	17.97	18.13	17.17	16.98	16.81	
		Stride length (m)	5.59	9.14	7.99	8.00	7.47	7.56	7.46	
		Stride duration (s)	0.443	0.439	0.445	0.441	0.435	0.445	0.444	
		Stride efficiency (%)	48.85	130.52	99.70	100.02	87.08	89.35	86.89	
		Stride count	35.77	21.88	25.04	25.00	26.79	26.45	160.93	

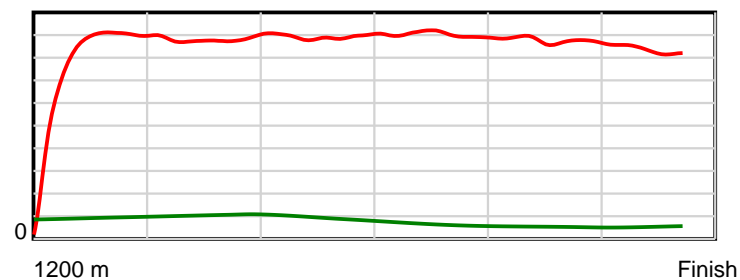
10 m Stride length



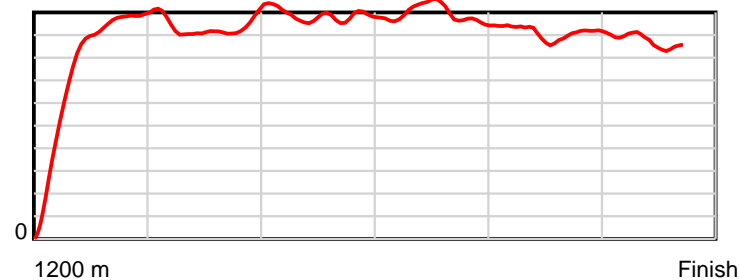
0.6 s Stride duration



20 m/sec Speed



100 % Stride efficiency



Note: Horizontal distance axis grid lines are 200m furlongs.

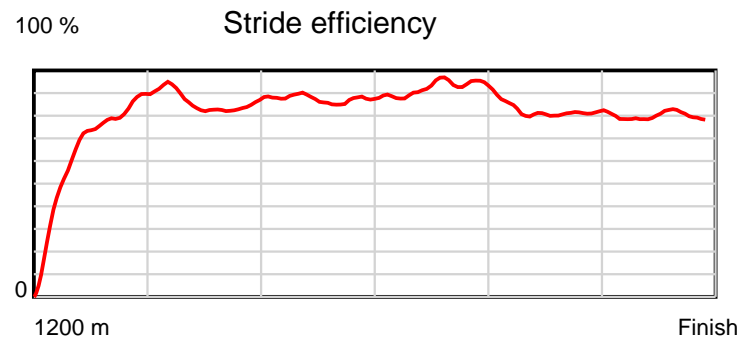
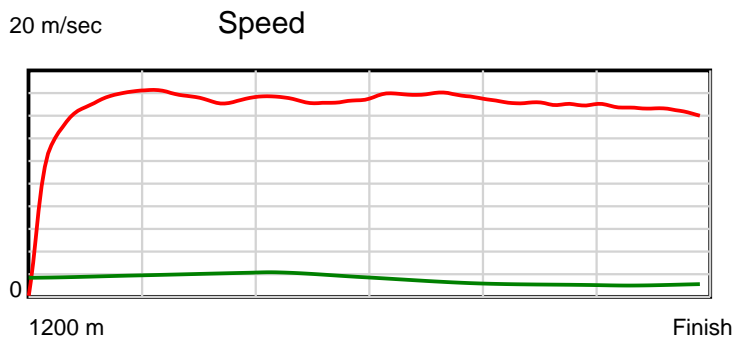
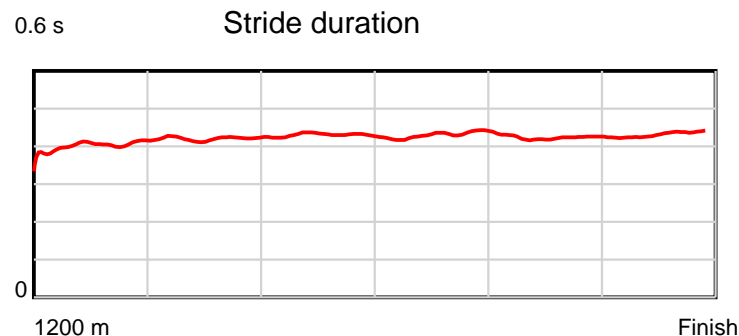
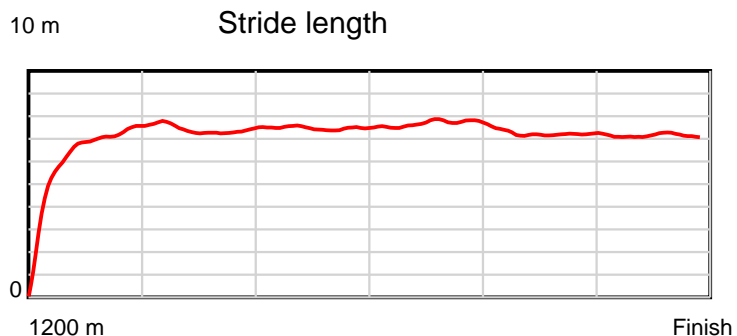
## Disclaimer.

Tasracing Pty Ltd and Thoroughbred Ratings Pty Ltd accepts no responsibility for the completeness or accuracy of any of the information contained herein, and makes no representations about its suitability for any particular purpose. Users should make their own judgements about those matters and/or seek independent advice. You assume all risks associated with use of the data provided on this page.

# Race Results

December 05, 2012, Race 5, 3Y-SWP, Distance 1200m, Mowbray - Offset 6m

Result	TAB no.	Horse (Barrier)	1200 to	1000m to	800m to	600m to	400m to	200m to	Total or	Margin
5th	12	Settler's Joy (10)	1000m	800m	600m	400m	200m	WP	Average	
		Position in running (margin)	-	5(9.1)	6(6.5)	3(2.8)	4(1.5)	3(2.7)		5.60
		Sectional time (s)	14.17	11.07	11.58	11.12	11.77	11.94		
		Cumulative time (s)	71.66	57.49	46.42	34.83	23.71	11.94	1:11.65	
		Speed (m/s)	14.11	18.07	17.27	17.99	16.99	16.75	16.74	
		Stride length (m)	5.54	7.59	7.42	7.74	7.19	7.24	7.03	
		Stride duration (s)	0.389	0.420	0.430	0.431	0.423	0.432	0.420	
		Stride efficiency (%)	47.99	90.10	86.09	93.71	80.70	81.81	77.24	
		Stride count	36.09	26.34	26.95	25.83	27.83	27.64	170.68	



Note: Horizontal distance axis grid lines are 200m furlongs.

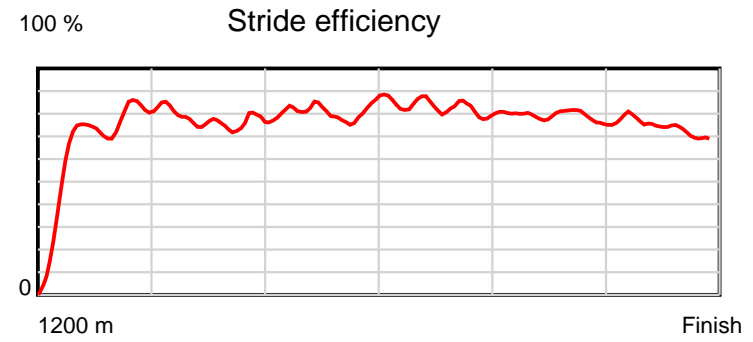
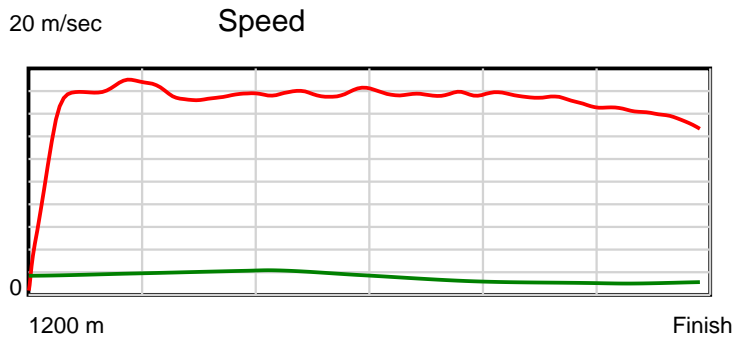
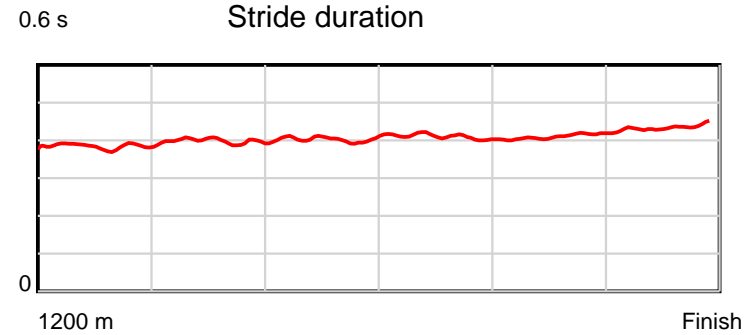
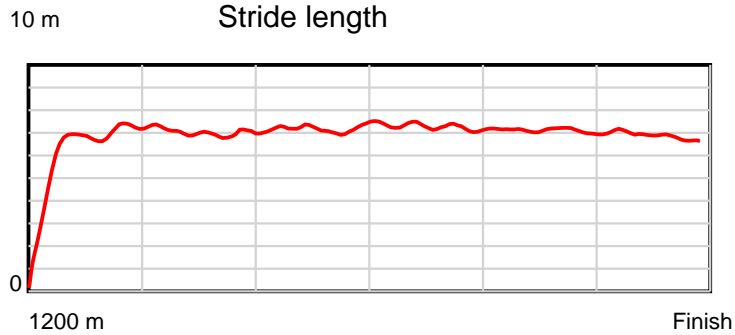
## Disclaimer.

Tasracing Pty Ltd and Thoroughbred Ratings Pty Ltd accepts no responsibility for the completeness or accuracy of any of the information contained herein, and makes no representations about its suitability for any particular purpose. Users should make their own judgements about those matters and/or seek independent advice. You assume all risks associated with use of the data provided on this page.

# Race Results

December 05, 2012, Race 5, 3Y-SWP, Distance 1200m, Mowbray - Offset 6m

Result	TAB no.	Horse (Barrier)	1200 to	1000m to	800m to	600m to	400m to	200m to	Total or	Margin
6th	9	<b>Snippetee Bee (7)</b>	<b>1000m</b>	<b>800m</b>	<b>600m</b>	<b>400m</b>	<b>200m</b>	<b>WP</b>	<b>Average</b>	
		Position in running (margin)	-	2(3.8)	4(3.3)	8(6.0)	8(5.7)	7(9.7)		9.90
		Sectional time (s)	12.10	11.43	12.63	11.29	12.23	12.76		
		Cumulative time (s)	72.45	60.35	48.92	36.28	24.99	12.76	1:12.45	
		Speed (m/s)	16.52	17.50	15.84	17.71	16.35	15.67	16.56	
		Stride length (m)	5.69	6.89	6.33	7.26	6.69	6.80	6.57	
		Stride duration (s)	0.374	0.394	0.400	0.410	0.409	0.434	0.397	
		Stride efficiency (%)	50.59	74.13	62.62	82.34	69.91	72.27	67.46	
		Stride count	35.15	29.04	31.59	27.55	29.90	29.41	182.64	



Note: Horizontal distance axis grid lines are 200m furlongs.

**Disclaimer.**

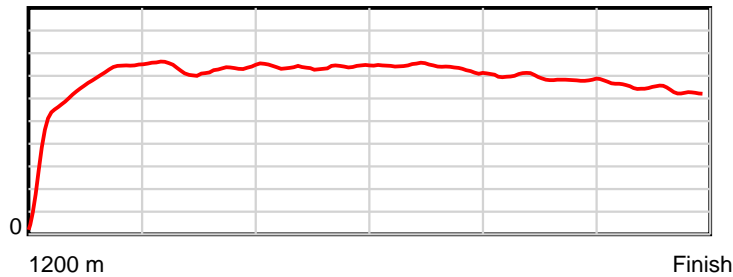
Tasracing Pty Ltd and Thoroughbred Ratings Pty Ltd accepts no responsibility for the completeness or accuracy of any of the information contained herein, and makes no representations about its suitability for any particular purpose. Users should make their own judgements about those matters and/or seek independent advice. You assume all risks associated with use of the data provided on this page.

# Race Results

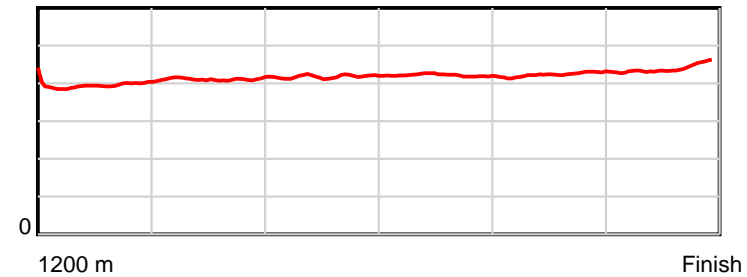
December 05, 2012, Race 5, 3Y-SWP, Distance 1200m, Mowbray - Offset 6m

Result	TAB no.	Horse (Barrier)	1200 to	1000m to	800m to	600m to	400m to	200m to	Total or	Margin
7th	8	Smart Catch (4)	1000m	800m	600m	400m	200m	WP	Average	
		Position in running (margin)	-	1(0.0)	2(0.7)	6(4.6)	7(5.6)	8(13.3)		10.90
		Sectional time (s)	11.05	11.62	12.85	11.50	12.85	12.76		
		Cumulative time (s)	72.64	61.59	49.97	37.12	25.61	12.76	1:12.64	
		Speed (m/s)	18.10	17.21	15.56	17.39	15.56	15.67	16.52	
		Stride length (m)	6.26	7.02	6.47	7.33	6.59	6.91	6.75	
		Stride duration (s)	0.391	0.408	0.416	0.421	0.424	0.441	0.408	
		Stride efficiency (%)	61.29	77.05	65.42	83.88	67.85	74.71	71.10	
		Stride count	31.93	28.48	30.91	27.30	30.35	28.93	177.90	

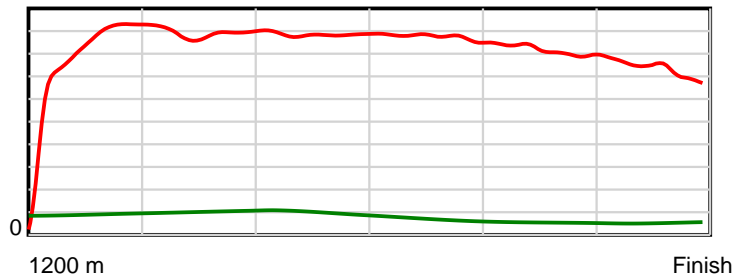
10 m Stride length



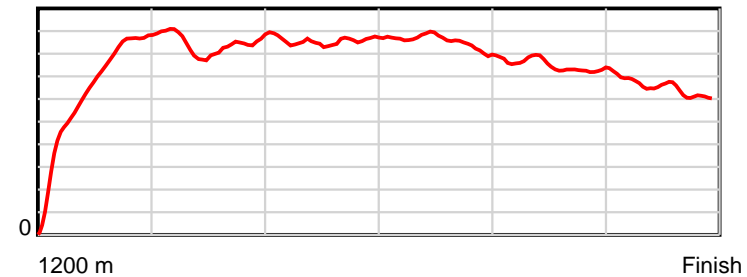
0.6 s Stride duration



20 m/sec Speed



100 % Stride efficiency



Note: Horizontal distance axis grid lines are 200m furlongs.

## Disclaimer.

Tasracing Pty Ltd and Thoroughbred Ratings Pty Ltd accepts no responsibility for the completeness or accuracy of any of the information contained herein, and makes no representations about its suitability for any particular purpose. Users should make their own judgements about those matters and/or seek independent advice. You assume all risks associated with use of the data provided on this page.

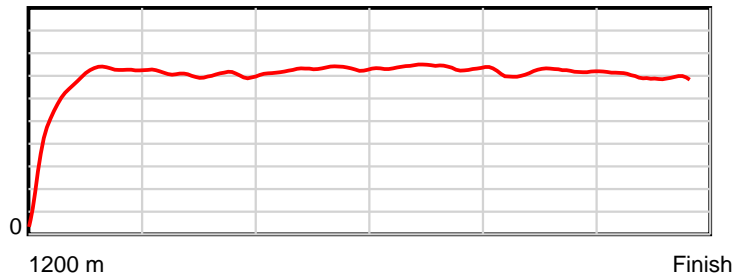


# Race Results

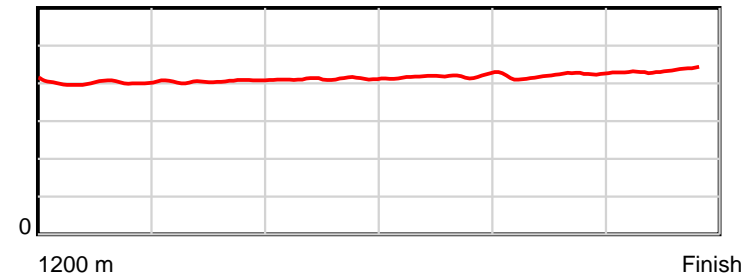
December 05, 2012, Race 5, 3Y-SWP, Distance 1200m, Mowbray - Offset 6m

Result	TAB no.	Horse (Barrier)	1200 to	1000m to	800m to	600m to	400m to	200m to	Total or	Margin
8th	1	Western Hero (2)	1000m	800m	600m	400m	200m	WP	Average	
		Position in running (margin)	-	7(16.7)	8(7.2)	9(9.3)	9(9.7)	10(14.9)		12.40
		Sectional time (s)	14.12	9.93	12.54	11.41	12.43	12.49		
		Cumulative time (s)	72.92	58.80	48.87	36.33	24.92	12.49	1:12.92	
		Speed (m/s)	14.16	20.14	15.95	17.53	16.09	16.01	16.46	
		Stride length (m)	5.59	8.12	6.56	7.28	6.77	6.95	6.79	
		Stride duration (s)	0.422	0.403	0.411	0.415	0.421	0.434	0.413	
		Stride efficiency (%)	48.79	103.13	67.21	82.79	71.70	75.38	72.05	
		Stride count	35.79	24.62	30.50	27.48	29.53	28.80	176.72	

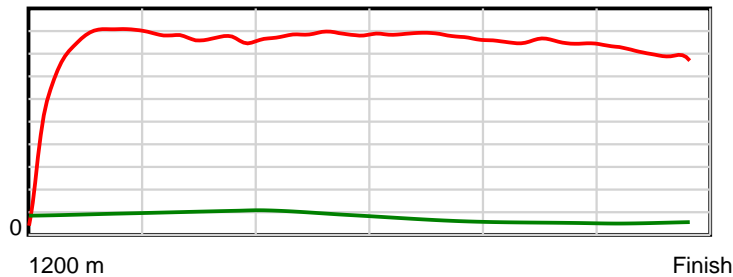
10 m Stride length



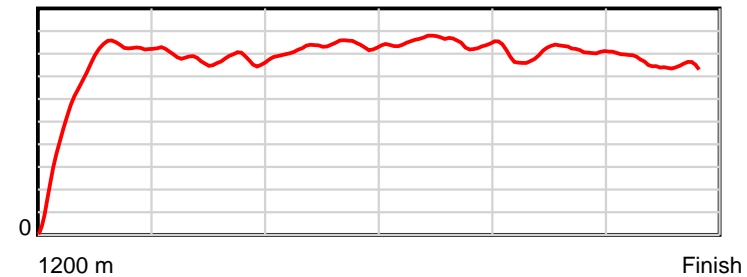
0.6 s Stride duration



20 m/sec Speed



100 % Stride efficiency



Note: Horizontal distance axis grid lines are 200m furlongs.

## Disclaimer.

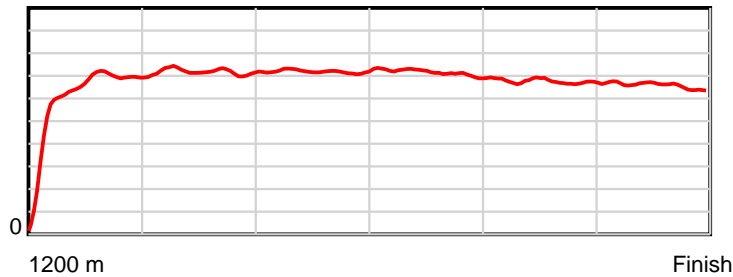
Tasracing Pty Ltd and Thoroughbred Ratings Pty Ltd accepts no responsibility for the completeness or accuracy of any of the information contained herein, and makes no representations about its suitability for any particular purpose. Users should make their own judgements about those matters and/or seek independent advice. You assume all risks associated with use of the data provided on this page.

# Race Results

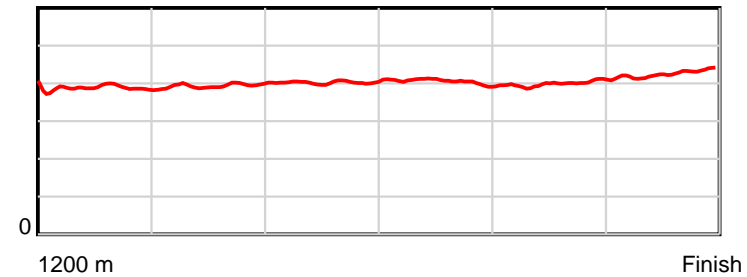
December 05, 2012, Race 5, 3Y-SWP, Distance 1200m, Mowbray - Offset 6m

Result	TAB no.	Horse (Barrier)	1200 to	1000m to	800m to	600m to	400m to	200m to	Total or	Margin
9th	4	<b>Bundaleda (9)</b>	<b>1000m</b>	<b>800m</b>	<b>600m</b>	<b>400m</b>	<b>200m</b>	<b>WP</b>	<b>Average</b>	
		Position in running (margin)	-	4(8.3)	5(4.7)	1(0.0)	1(0.0)	4(2.9)		12.50
		Sectional time (s)	14.34	10.90	11.41	11.34	12.06	12.89		
		Cumulative time (s)	72.94	58.60	47.71	36.29	24.95	12.89	1:12.93	
		Speed (m/s)	13.95	18.35	17.53	17.64	16.58	15.52	16.45	
		Stride length (m)	5.56	7.20	7.05	7.12	6.58	6.62	6.64	
		Stride duration (s)	0.385	0.393	0.402	0.404	0.397	0.427	0.404	
		Stride efficiency (%)	48.38	81.11	77.61	79.20	67.68	68.59	68.88	
		Stride count	35.94	27.76	28.38	28.09	30.39	30.19	180.75	

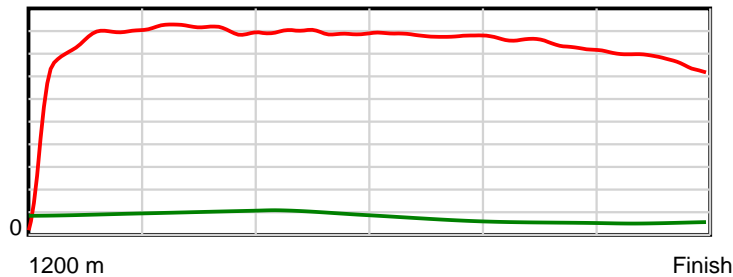
10 m Stride length



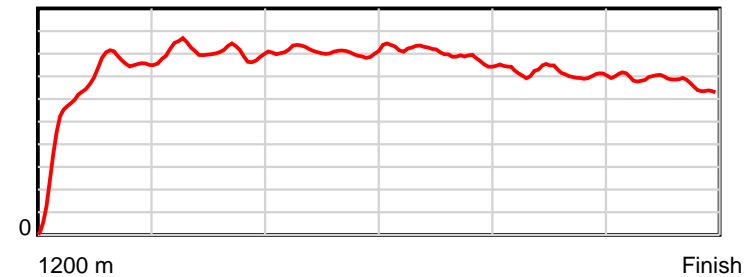
0.6 s Stride duration



20 m/sec Speed



100 % Stride efficiency



Note: Horizontal distance axis grid lines are 200m furlongs.

## Disclaimer.

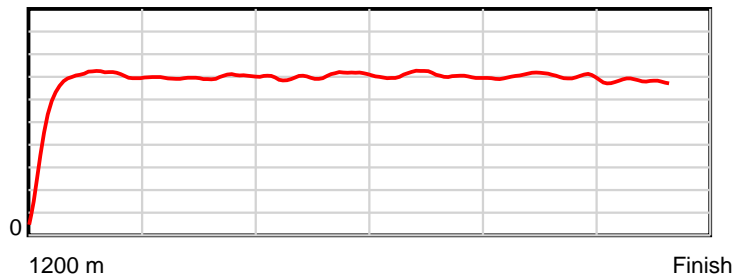
Tasracing Pty Ltd and Thoroughbred Ratings Pty Ltd accepts no responsibility for the completeness or accuracy of any of the information contained herein, and makes no representations about its suitability for any particular purpose. Users should make their own judgements about those matters and/or seek independent advice. You assume all risks associated with use of the data provided on this page.

# Race Results

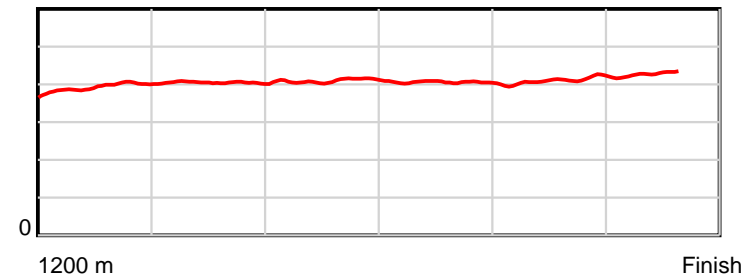
December 05, 2012, Race 5, 3Y-SWP, Distance 1200m, Mowbray - Offset 6m

Result	TAB no.	Horse (Barrier)	1200 to	1000m to	800m to	600m to	400m to	200m to	Total or	Margin
10th	11	<b>Come Follow Me (5)</b>	<b>1000m</b>	<b>800m</b>	<b>600m</b>	<b>400m</b>	<b>200m</b>	<b>WP</b>	<b>Average</b>	
		Position in running (margin)	-	9(18.6)	9(9.4)	10(9.5)	10(10.8)	9(14.3)		13.80
		Sectional time (s)	14.69	9.99	12.19	11.56	12.16	12.59		
		Cumulative time (s)	73.18	58.49	48.50	36.31	24.75	12.59	1:13.18	
		Speed (m/s)	13.61	20.02	16.41	17.30	16.45	15.89	16.40	
		Stride length (m)	6.40	8.09	6.64	7.06	6.67	6.76	6.90	
		Stride duration (s)	0.453	0.404	0.404	0.408	0.406	0.426	0.421	
		Stride efficiency (%)	64.01	102.34	68.81	77.97	69.61	71.51	74.37	
		Stride count	31.25	24.71	30.14	28.31	29.97	29.57	173.95	

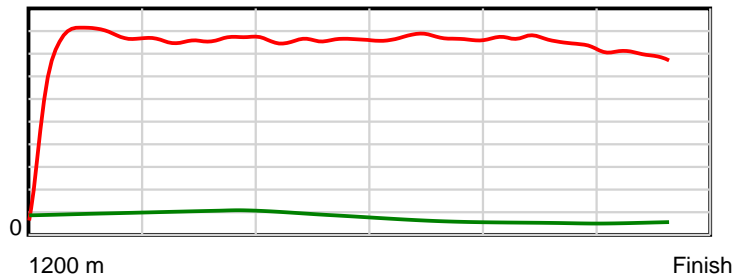
10 m Stride length



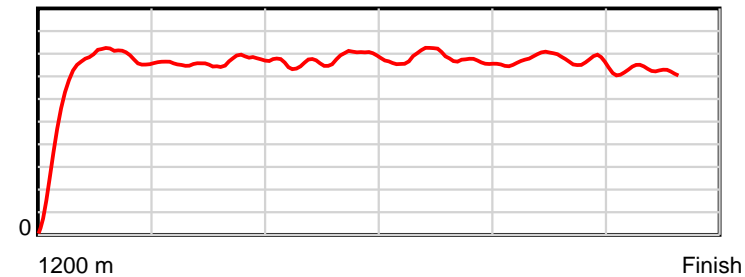
0.6 s Stride duration



20 m/sec Speed



100 % Stride efficiency



Note: Horizontal distance axis grid lines are 200m furlongs.

## Disclaimer.

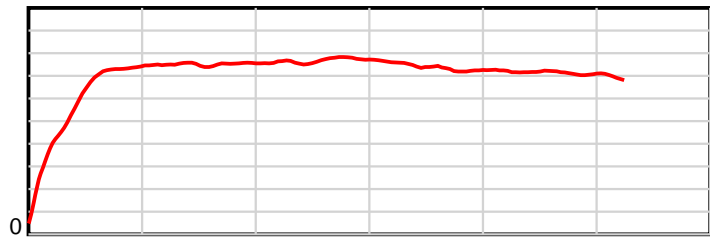
Tasracing Pty Ltd and Thoroughbred Ratings Pty Ltd accepts no responsibility for the completeness or accuracy of any of the information contained herein, and makes no representations about its suitability for any particular purpose. Users should make their own judgements about those matters and/or seek independent advice. You assume all risks associated with use of the data provided on this page.

# Race Results

December 05, 2012, Race 5, 3Y-SWP, Distance 1200m, Mowbray - Offset 6m

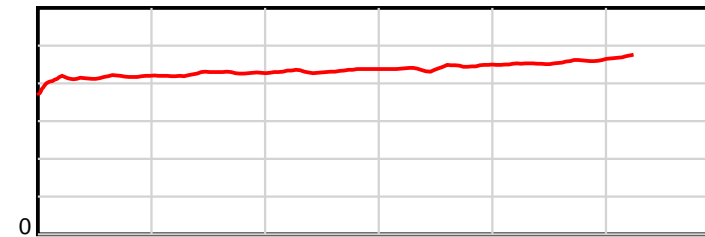
Result	TAB no.	Horse (Barrier)	1200 to	1000m to	800m to	600m to	400m to	200m to	Total or	Margin
11th	6	Light the Cand... (3)	1000m	800m	600m	400m	200m	WP	Average	
		Position in running (margin)	-	11(38.6)	11(16.8)	11(13.8)	11(15.5)	11(21.8)		14.10
		Sectional time (s)	16.27	7.89	11.69	11.61	12.63	13.15		
		Cumulative time (s)	73.24	56.97	49.08	37.39	25.78	13.15	1:13.23	
		Speed (m/s)	12.29	25.35	17.11	17.23	15.84	15.21	16.38	
		Stride length (m)	5.51	10.63	7.33	7.47	7.04	7.03	7.23	
		Stride duration (s)	0.433	0.419	0.428	0.434	0.444	0.462	0.441	
		Stride efficiency (%)	47.52	176.72	83.95	87.30	77.38	77.24	81.66	
		Stride count	36.27	18.81	27.29	26.76	28.42	28.45	166.00	

10 m Stride length



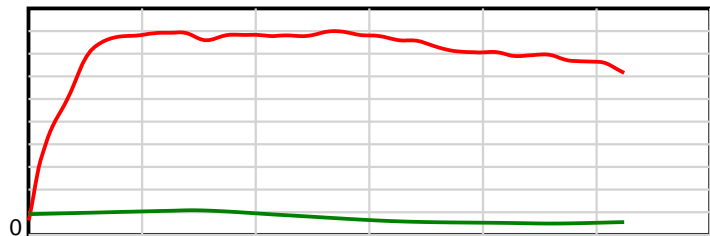
1200 m Finish

0.6 s Stride duration



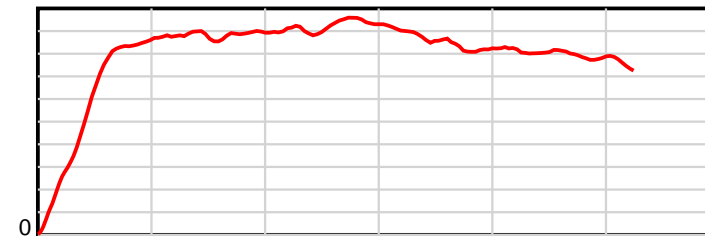
1200 m Finish

20 m/sec Speed



1200 m Finish

100 % Stride efficiency



1200 m Finish

Note: Horizontal distance axis grid lines are 200m furlongs.

## Disclaimer.

Tasracing Pty Ltd and Thoroughbred Ratings Pty Ltd accepts no responsibility for the completeness or accuracy of any of the information contained herein, and makes no representations about its suitability for any particular purpose. Users should make their own judgements about those matters and/or seek independent advice. You assume all risks associated with use of the data provided on this page.