



Race Results

Tasmanian Turf Club, Launceston, December 05, 2012

Compilation date: December 6, 2012, 1:07:22 PM (EST)

Copyright © 2012 Tasracing Pty Ltd. All rights reserved.

Trademarks.

StrideMASTER is a registered trademark of Thoroughbred Ratings Pty Ltd.

Disclaimer.

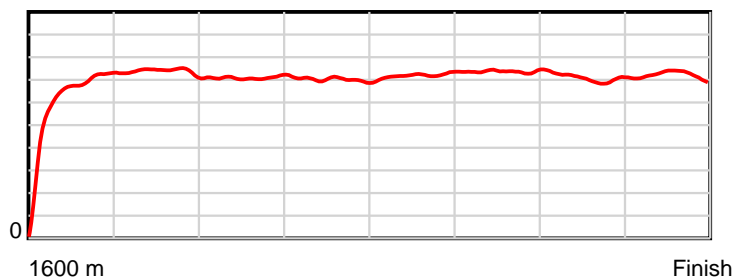
Tasracing Pty Ltd and Thoroughbred Ratings Pty Ltd accepts no responsibility for the completeness or accuracy of any of the information contained herein, and makes no representations about its suitability for any particular purpose. Users should make their own judgements about those matters and/or seek independent advice. You assume all risks associated with use of the data provided on this page.

Race Results

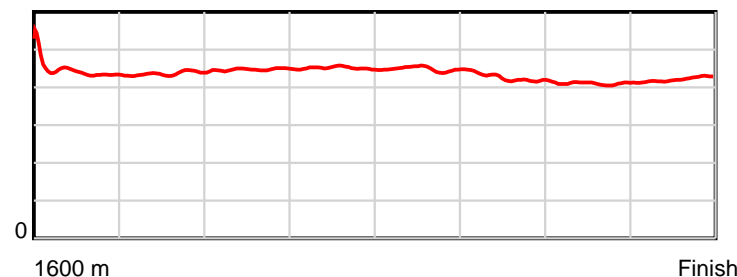
December 05, 2012, Race 7, BM68, Distance 1600m, Mowbray - Offset 6m

Result	TAB no.	Horse (Barrier)	1600 to	1400m to	1200m to	1000m to	800m to	600m to	400m to	200m to	Total or	Margin
1st	11	Musique Player (2)	1400m	1200m	1000m	800m	600m	400m	200m	WP	Average	
		Position in running (margin)	-	8(3.2)	7(3.4)	7(3.8)	8(6.1)	7(3.6)	6(3.0)	5(2.9)		0.00
		Sectional time (s)	13.64	11.48	12.59	13.98	13.31	11.30	11.70	11.65		
		Cumulative time (s)	99.65	86.01	74.53	61.94	47.97	34.65	23.35	11.65	1:39.65	
		Speed (m/s)	14.66	17.42	15.89	14.31	15.03	17.70	17.09	17.17	16.06	
		Stride length (m)	6.39	7.60	7.08	6.45	6.73	7.50	7.01	7.26	6.98	
		Stride duration (s)	0.456	0.436	0.446	0.451	0.448	0.424	0.410	0.423	0.435	
		Stride efficiency (%)	63.79	90.16	78.41	65.06	70.88	87.94	76.80	82.31	76.08	
		Stride count	31.30	26.33	28.23	31.00	29.70	26.66	28.53	27.56	229.31	

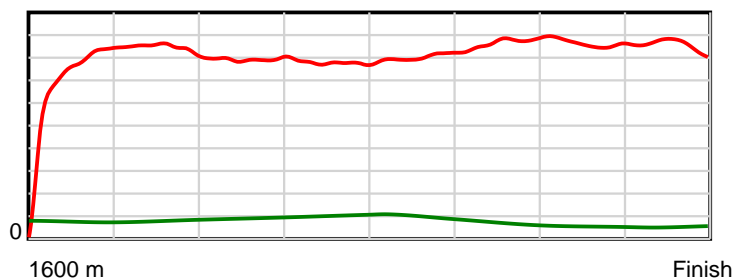
10 m Stride length



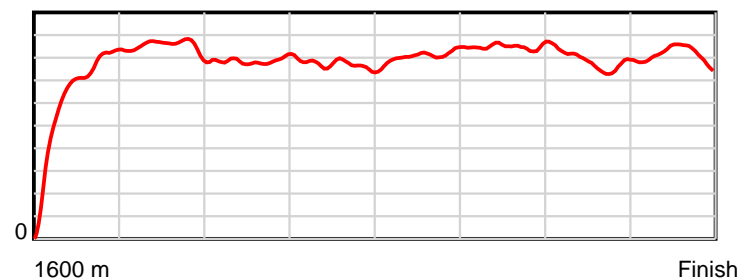
0.6 s Stride duration



20 m/sec Speed



100 % Stride efficiency



Note: Horizontal distance axis grid lines are 200m furlongs.

Disclaimer.

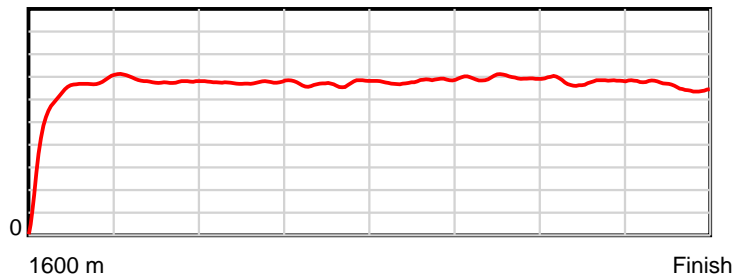
Tasracing Pty Ltd and Thoroughbred Ratings Pty Ltd accepts no responsibility for the completeness or accuracy of any of the information contained herein, and makes no representations about its suitability for any particular purpose. Users should make their own judgements about those matters and/or seek independent advice. You assume all risks associated with use of the data provided on this page.

Race Results

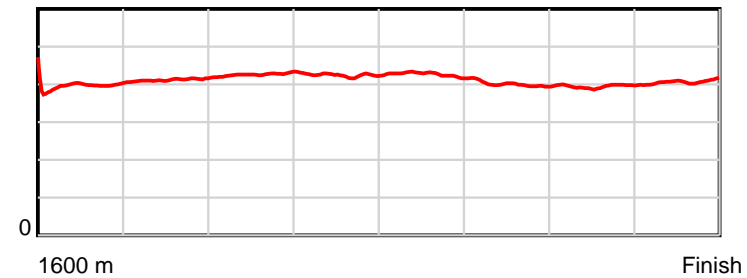
December 05, 2012, Race 7, BM68, Distance 1600m, Mowbray - Offset 6m

Result	TAB no.	Horse (Barrier)	1600 to	1400m to	1200m to	1000m to	800m to	600m to	400m to	200m to	Total or	Margin
2nd	4	Clan McLeod (6)	1400m	1200m	1000m	800m	600m	400m	200m	WP	Average	
		Position in running (margin)	-	1(0.0)	2(1.2)	2(0.9)	2(0.2)	2(0.6)	2(0.4)	2(0.5)		0.30
		Sectional time (s)	12.75	11.63	12.48	13.49	13.80	11.37	11.73	12.46		
		Cumulative time (s)	99.71	86.96	75.32	62.85	49.36	35.56	24.19	12.46	1:39.70	
		Speed (m/s)	15.69	17.20	16.03	14.83	14.49	17.59	17.05	16.05	16.05	
		Stride length (m)	5.91	7.05	6.79	6.30	6.17	7.03	6.73	6.53	6.54	
		Stride duration (s)	0.401	0.410	0.424	0.425	0.426	0.400	0.395	0.407	0.408	
		Stride efficiency (%)	54.56	77.76	72.13	62.04	59.47	77.33	70.72	66.66	66.87	
		Stride count	33.85	28.35	29.44	31.74	32.42	28.43	29.73	30.62	244.58	

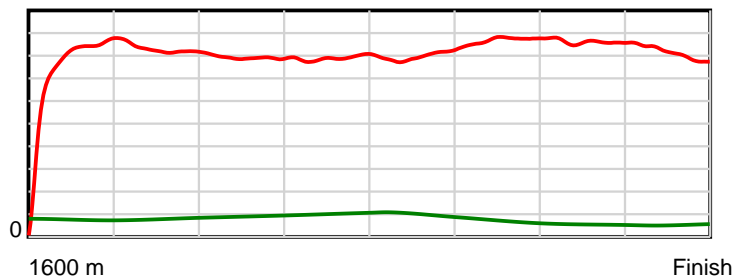
10 m Stride length



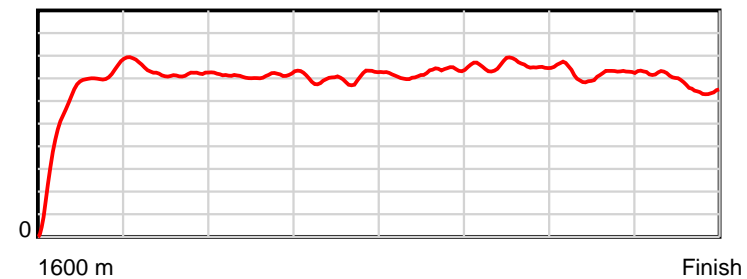
0.6 s Stride duration



20 m/sec Speed



100 % Stride efficiency



Note: Horizontal distance axis grid lines are 200m furlongs.

Disclaimer.

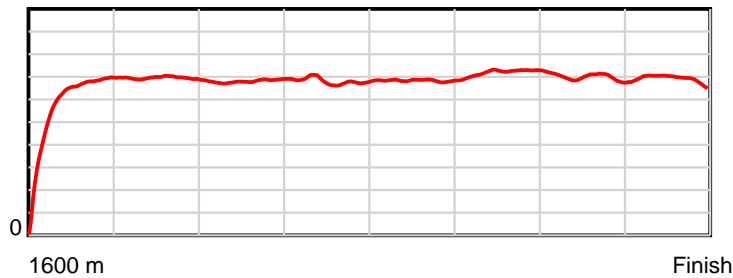
Tasracing Pty Ltd and Thoroughbred Ratings Pty Ltd accepts no responsibility for the completeness or accuracy of any of the information contained herein, and makes no representations about its suitability for any particular purpose. Users should make their own judgements about those matters and/or seek independent advice. You assume all risks associated with use of the data provided on this page.

Race Results

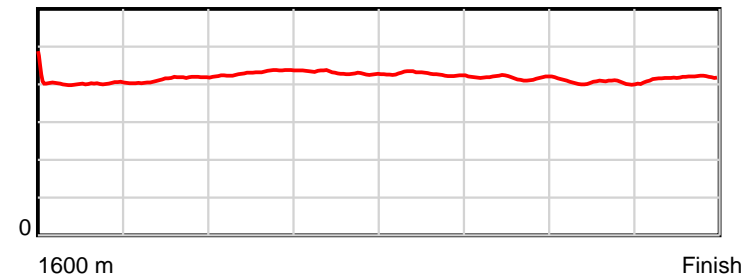
December 05, 2012, Race 7, BM68, Distance 1600m, Mowbray - Offset 6m

Result	TAB no.	Horse (Barrier)	1600 to	1400m to	1200m to	1000m to	800m to	600m to	400m to	200m to	Total or	Margin
3rd	10	Fashion Label (1)	1400m	1200m	1000m	800m	600m	400m	200m	WP	Average	
		Position in running (margin)	-	2(0.2)	3(1.7)	4(2.1)	4(2.2)	3(1.4)	4(1.7)	4(1.6)		0.60
		Sectional time (s)	13.04	11.68	12.60	13.61	13.61	11.46	11.70	12.08		
		Cumulative time (s)	99.76	86.72	75.04	62.45	48.84	35.23	23.77	12.08	1:39.76	
		Speed (m/s)	15.33	17.12	15.87	14.70	14.70	17.45	17.09	16.56	16.04	
		Stride length (m)	5.99	7.03	6.81	6.33	6.27	7.29	6.92	6.92	6.67	
		Stride duration (s)	0.410	0.411	0.429	0.431	0.427	0.418	0.404	0.418	0.416	
		Stride efficiency (%)	56.14	77.27	72.49	62.70	61.45	83.15	74.76	74.77	69.52	
		Stride count	33.37	28.44	29.36	31.57	31.89	27.42	28.92	28.91	239.88	

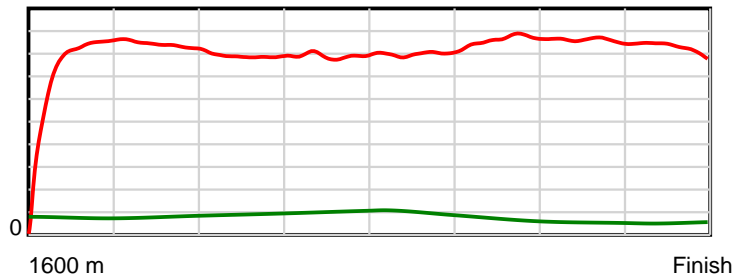
10 m Stride length



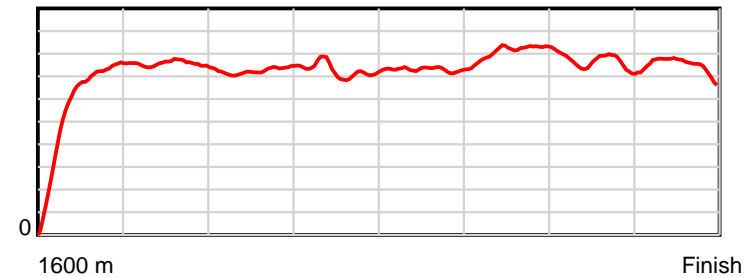
0.6 s Stride duration



20 m/sec Speed



100 % Stride efficiency



Note: Horizontal distance axis grid lines are 200m furlongs.

Disclaimer.

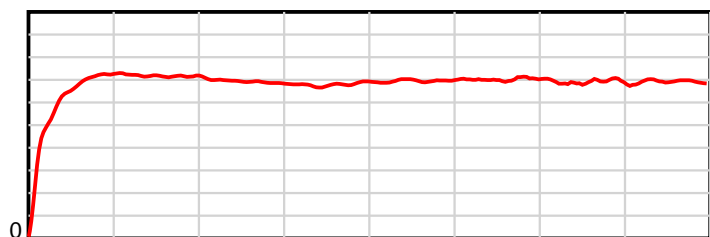
Tasracing Pty Ltd and Thoroughbred Ratings Pty Ltd accepts no responsibility for the completeness or accuracy of any of the information contained herein, and makes no representations about its suitability for any particular purpose. Users should make their own judgements about those matters and/or seek independent advice. You assume all risks associated with use of the data provided on this page.

Race Results

December 05, 2012, Race 7, BM68, Distance 1600m, Mowbray - Offset 6m

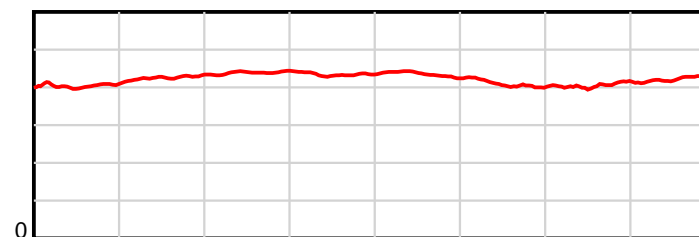
Result	TAB no.	Horse (Barrier)	1600 to	1400m to	1200m to	1000m to	800m to	600m to	400m to	200m to	Total or	Margin
4th	1	Hell Strong (3)	1400m	1200m	1000m	800m	600m	400m	200m	WP	Average	
		Position in running (margin)	-	4(1.0)	1(0.0)	1(0.0)	1(0.0)	1(0.0)	1(0.0)	1(0.0)		0.80
		Sectional time (s)	13.22	11.26	12.53	13.59	13.74	11.40	11.72	12.35		
		Cumulative time (s)	99.80	86.58	75.32	62.79	49.20	35.47	24.07	12.35	1:39.79	
		Speed (m/s)	15.13	17.76	15.96	14.72	14.56	17.54	17.06	16.19	16.03	
		Stride length (m)	5.78	7.51	6.99	6.41	6.33	7.16	6.87	6.84	6.70	
		Stride duration (s)	0.400	0.423	0.438	0.435	0.435	0.408	0.402	0.422	0.418	
		Stride efficiency (%)	52.21	88.24	76.32	64.15	62.60	80.09	73.71	73.17	70.07	
		Stride count	34.60	26.62	28.62	31.21	31.60	27.94	29.12	29.23	238.94	

10 m Stride length



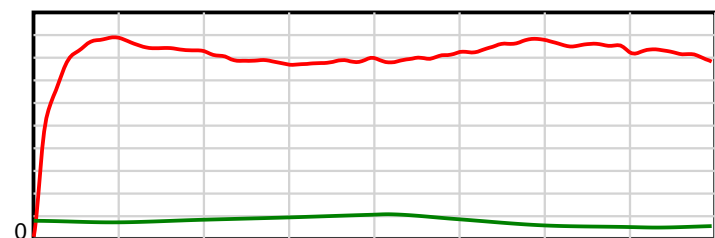
1600 m Finish

0.6 s Stride duration



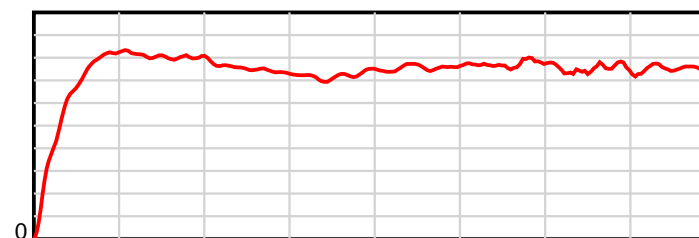
1600 m Finish

20 m/sec Speed



1600 m Finish

100 % Stride efficiency



1600 m Finish

Note: Horizontal distance axis grid lines are 200m furlongs.

Disclaimer.

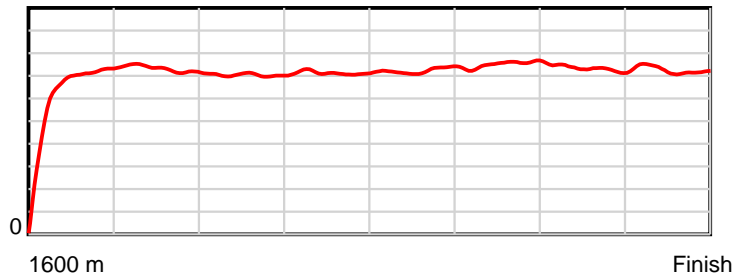
Tasracing Pty Ltd and Thoroughbred Ratings Pty Ltd accepts no responsibility for the completeness or accuracy of any of the information contained herein, and makes no representations about its suitability for any particular purpose. Users should make their own judgements about those matters and/or seek independent advice. You assume all risks associated with use of the data provided on this page.

Race Results

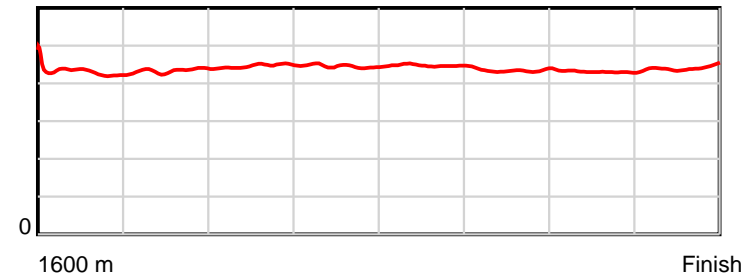
December 05, 2012, Race 7, BM68, Distance 1600m, Mowbray - Offset 6m

Result	TAB no.	Horse (Barrier)	1600 to	1400m to	1200m to	1000m to	800m to	600m to	400m to	200m to	Total or	Margin
5th	2	Tough Kisses (8)	1400m	1200m	1000m	800m	600m	400m	200m	WP	Average	
		Position in running (margin)	-	5(1.4)	5(1.8)	3(1.5)	3(0.8)	5(1.8)	5(2.1)	7(4.8)		1.60
		Sectional time (s)	12.83	11.50	12.48	13.47	13.91	11.44	12.18	12.14		
		Cumulative time (s)	99.95	87.12	75.62	63.14	49.67	35.76	24.32	12.14	1:39.95	
		Speed (m/s)	15.59	17.39	16.03	14.85	14.38	17.48	16.42	16.47	16.01	
		Stride length (m)	6.32	7.51	7.13	6.62	6.43	7.59	7.07	7.29	6.96	
		Stride duration (s)	0.437	0.432	0.445	0.446	0.447	0.434	0.430	0.443	0.435	
		Stride efficiency (%)	62.38	88.06	79.38	68.53	64.55	89.96	78.04	83.07	75.77	
		Stride count	31.66	26.64	28.06	30.20	31.12	26.36	28.30	27.43	229.77	

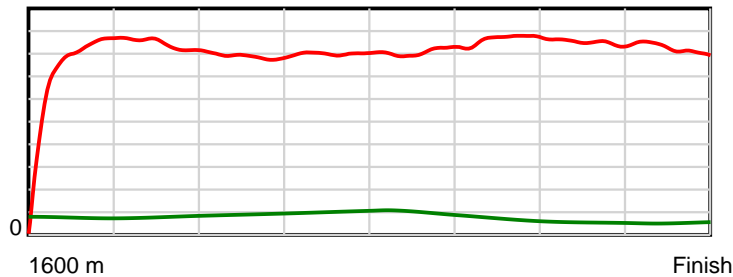
10 m Stride length



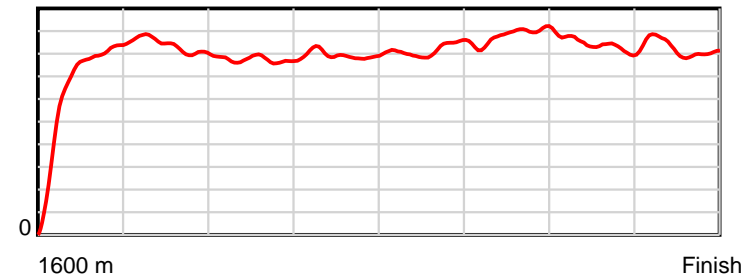
0.6 s Stride duration



20 m/sec Speed



100 % Stride efficiency



Note: Horizontal distance axis grid lines are 200m furlongs.

Disclaimer.

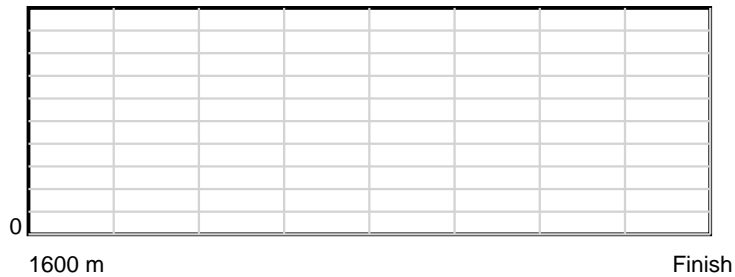
Tasracing Pty Ltd and Thoroughbred Ratings Pty Ltd accepts no responsibility for the completeness or accuracy of any of the information contained herein, and makes no representations about its suitability for any particular purpose. Users should make their own judgements about those matters and/or seek independent advice. You assume all risks associated with use of the data provided on this page.

Race Results


December 05, 2012, Race 7, BM68, Distance 1600m, Mowbray - Offset 6m

Result	TAB no.	Horse (Barrier)	1600 to	1400m to	1200m to	1000m to	800m to	600m to	400m to	200m to	Total or	Margin
6th	3	Si Vite (4)										
		Position in running (margin)										
		Sectional time (s)										
		Cumulative time (s)										
		Speed (m/s)										
		Stride length (m)										
		Stride duration (s)										
		Stride efficiency (%)										
		Stride count										

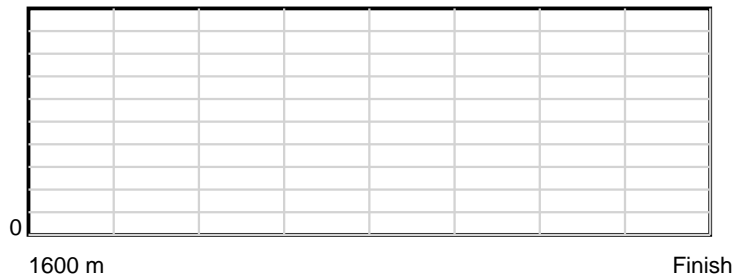
10 m Stride length



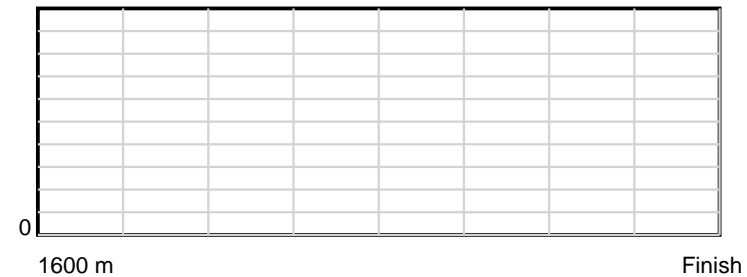
0.6 s Stride duration



20 m/sec Speed



100 % Stride efficiency



Note: Horizontal distance axis grid lines are 200m furlongs.

Disclaimer.

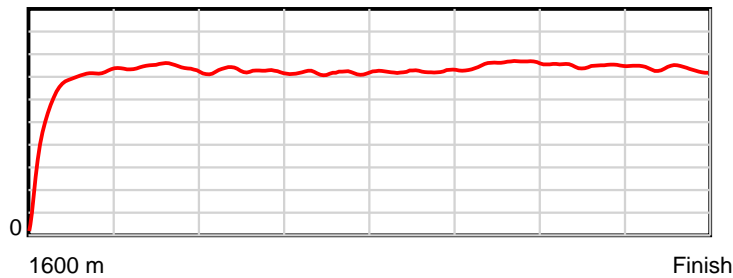
Tasracing Pty Ltd and Thoroughbred Ratings Pty Ltd accepts no responsibility for the completeness or accuracy of any of the information contained herein, and makes no representations about its suitability for any particular purpose. Users should make their own judgements about those matters and/or seek independent advice. You assume all risks associated with use of the data provided on this page.

Race Results

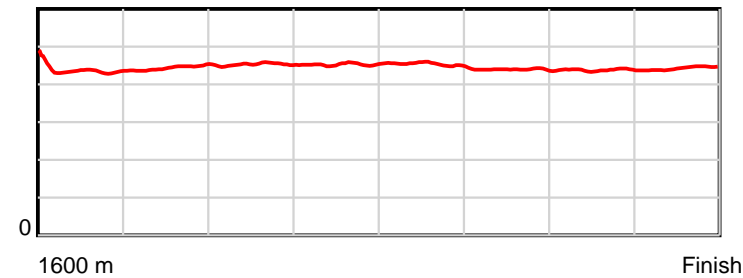
December 05, 2012, Race 7, BM68, Distance 1600m, Mowbray - Offset 6m

Result	TAB no.	Horse (Barrier)	1600 to	1400m to	1200m to	1000m to	800m to	600m to	400m to	200m to	Total or	Margin
7th	13	Savannah Cat (9)	1400m	1200m	1000m	800m	600m	400m	200m	WP	Average	
		Position in running (margin)	-	7(3.2)	8(4.3)	8(3.9)	7(4.8)	8(4.0)	8(4.8)	6(4.4)		3.60
		Sectional time (s)	13.50	11.62	12.47	13.74	13.61	11.52	11.65	12.22		
		Cumulative time (s)	100.33	86.83	75.22	62.74	49.00	35.39	23.87	12.22	1:40.33	
		Speed (m/s)	14.82	17.21	16.04	14.56	14.70	17.36	17.17	16.37	15.95	
		Stride length (m)	6.18	7.60	7.26	6.58	6.65	7.62	7.52	7.28	7.05	
		Stride duration (s)	0.441	0.442	0.453	0.452	0.453	0.439	0.438	0.445	0.442	
		Stride efficiency (%)	59.77	90.33	82.28	67.60	69.20	90.83	88.38	82.73	77.65	
		Stride count	32.34	26.31	27.56	30.41	30.05	26.23	26.59	27.49	226.98	

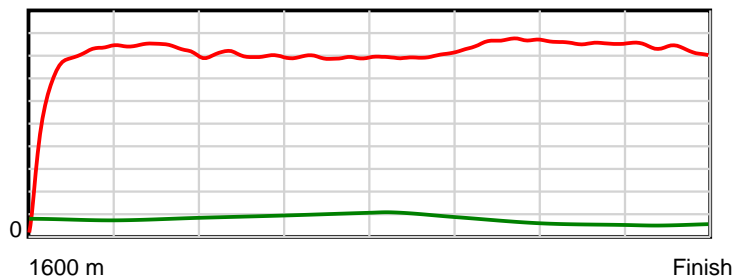
10 m Stride length



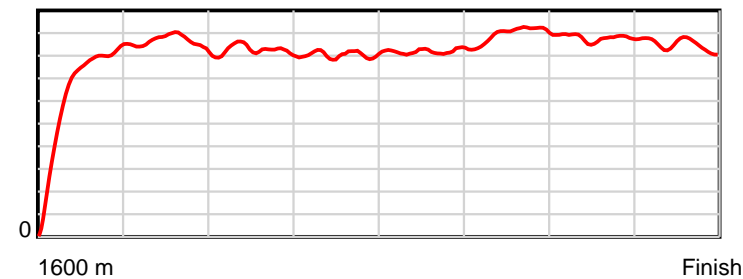
0.6 s Stride duration



20 m/sec Speed



100 % Stride efficiency



Note: Horizontal distance axis grid lines are 200m furlongs.

Disclaimer.

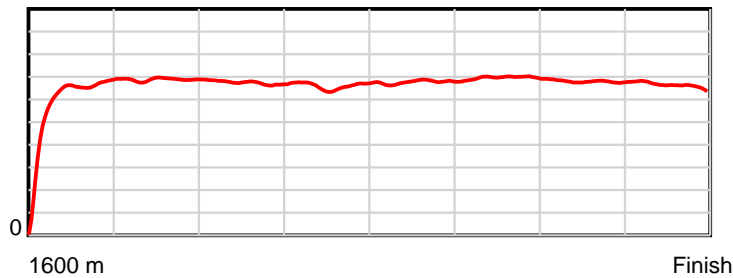
Tasracing Pty Ltd and Thoroughbred Ratings Pty Ltd accepts no responsibility for the completeness or accuracy of any of the information contained herein, and makes no representations about its suitability for any particular purpose. Users should make their own judgements about those matters and/or seek independent advice. You assume all risks associated with use of the data provided on this page.

Race Results

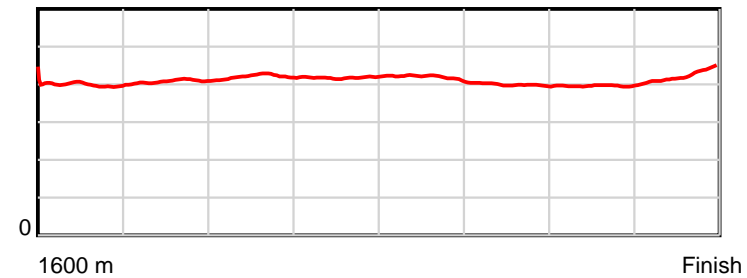
December 05, 2012, Race 7, BM68, Distance 1600m, Mowbray - Offset 6m

Result	TAB no.	Horse (Barrier)	1600 to	1400m to	1200m to	1000m to	800m to	600m to	400m to	200m to	Total or	Margin
8th	7	Fairy Feet (7)	1400m	1200m	1000m	800m	600m	400m	200m	WP	Average	
		Position in running (margin)	-	3(0.9)	6(1.9)	5(2.5)	5(2.6)	4(1.8)	3(1.2)	3(1.5)		4.60
		Sectional time (s)	12.91	11.60	12.62	13.62	13.59	11.31	11.77	13.09		
		Cumulative time (s)	100.52	87.61	76.00	63.38	49.76	36.17	24.86	13.09	1:40.51	
		Speed (m/s)	15.50	17.24	15.85	14.68	14.72	17.68	16.99	15.28	15.92	
		Stride length (m)	5.91	7.01	6.64	6.12	6.16	7.06	6.72	6.53	6.49	
		Stride duration (s)	0.410	0.406	0.419	0.417	0.419	0.399	0.396	0.427	0.408	
		Stride efficiency (%)	54.50	76.70	68.93	58.62	59.37	77.81	70.65	66.54	65.90	
		Stride count	33.87	28.55	30.11	32.66	32.45	28.34	29.75	30.65	246.38	

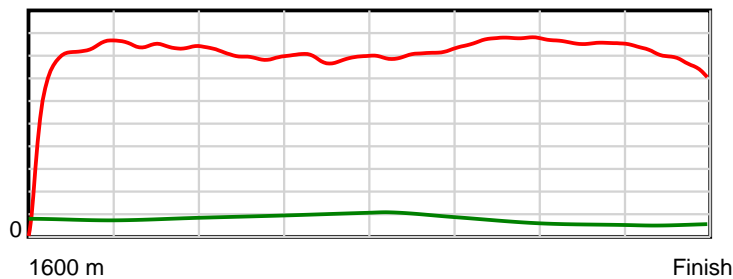
10 m Stride length



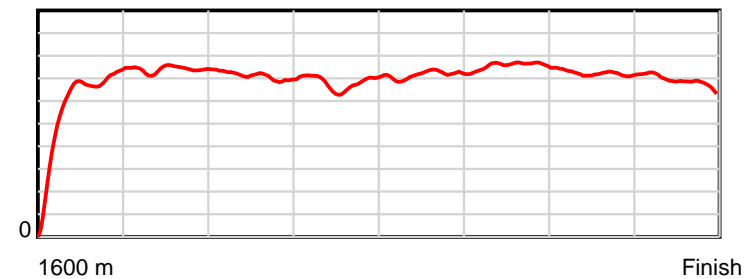
0.6 s Stride duration



20 m/sec Speed



100 % Stride efficiency



Note: Horizontal distance axis grid lines are 200m furlongs.

Disclaimer.

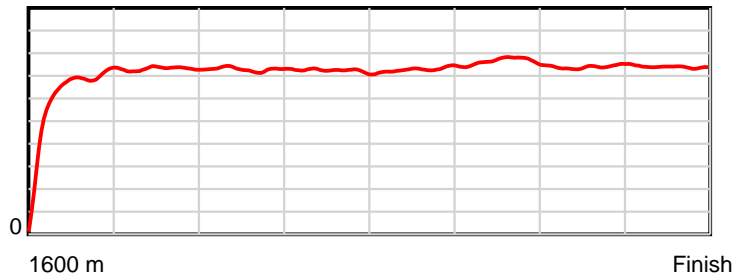
Tasracing Pty Ltd and Thoroughbred Ratings Pty Ltd accepts no responsibility for the completeness or accuracy of any of the information contained herein, and makes no representations about its suitability for any particular purpose. Users should make their own judgements about those matters and/or seek independent advice. You assume all risks associated with use of the data provided on this page.

Race Results

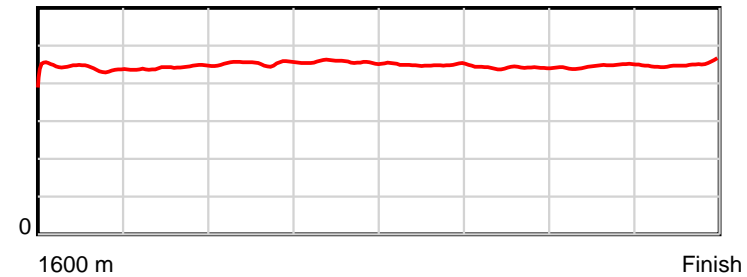
December 05, 2012, Race 7, BM68, Distance 1600m, Mowbray - Offset 6m

Result	TAB no.	Horse (Barrier)	1600 to	1400m to	1200m to	1000m to	800m to	600m to	400m to	200m to	Total or	Margin
9th	8	No Jay Vee (10)	1400m	1200m	1000m	800m	600m	400m	200m	WP	Average	
		Position in running (margin)	-	9(4.7)	9(5.5)	9(5.6)	9(6.1)	9(5.1)	9(5.5)	9(8.2)		7.40
		Sectional time (s)	13.67	11.58	12.54	13.68	13.56	11.47	12.18	12.36		
		Cumulative time (s)	101.05	87.38	75.79	63.25	49.57	36.01	24.54	12.36	1:41.05	
		Speed (m/s)	14.63	17.27	15.95	14.62	14.75	17.44	16.42	16.18	15.83	
		Stride length (m)	5.96	7.60	7.20	6.68	6.62	7.69	7.32	7.32	7.01	
		Stride duration (s)	0.432	0.440	0.452	0.457	0.449	0.441	0.446	0.453	0.442	
		Stride efficiency (%)	55.57	90.23	81.10	69.75	68.58	92.48	83.66	83.75	76.69	
		Stride count	33.54	26.32	27.76	29.94	30.19	26.00	27.33	27.32	228.40	

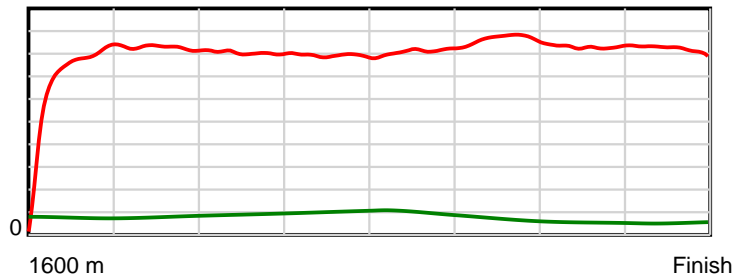
10 m Stride length



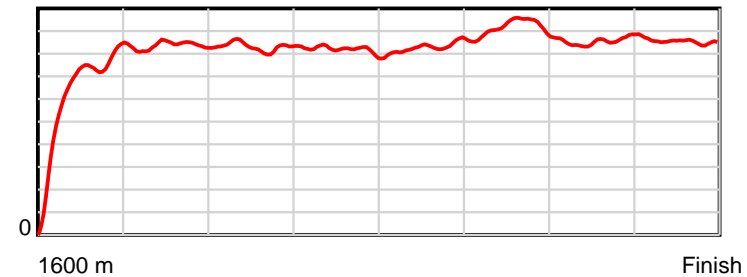
0.6 s Stride duration



20 m/sec Speed



100 % Stride efficiency



Note: Horizontal distance axis grid lines are 200m furlongs.

Disclaimer.

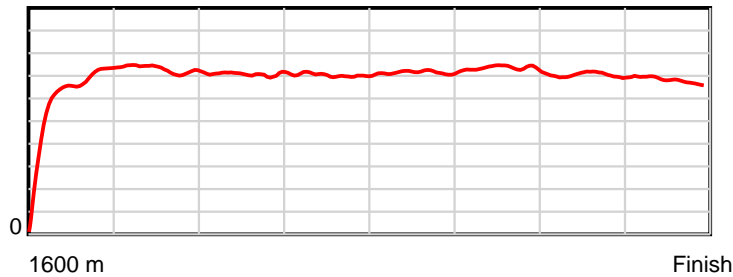
Tasracing Pty Ltd and Thoroughbred Ratings Pty Ltd accepts no responsibility for the completeness or accuracy of any of the information contained herein, and makes no representations about its suitability for any particular purpose. Users should make their own judgements about those matters and/or seek independent advice. You assume all risks associated with use of the data provided on this page.

Race Results

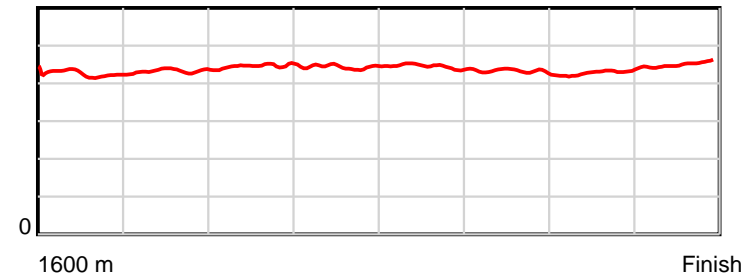
December 05, 2012, Race 7, BM68, Distance 1600m, Mowbray - Offset 6m

Result	TAB no.	Horse (Barrier)	1600 to	1400m to	1200m to	1000m to	800m to	600m to	400m to	200m to	Total or	Margin
10th	12	Rose of Innoce... (5)	1400m	1200m	1000m	800m	600m	400m	200m	WP	Average	
		Position in running (margin)	-	6(2.5)	4(1.8)	6(3.3)	6(3.7)	6(2.5)	7(4.1)	8(7.9)		12.40
		Sectional time (s)	13.47	11.32	12.77	13.67	13.53	11.67	12.34	13.24		
		Cumulative time (s)	102.02	88.55	77.22	64.45	50.78	37.24	25.58	13.24	1:42.02	
		Speed (m/s)	14.85	17.67	15.66	14.63	14.78	17.14	16.21	15.11	15.68	
		Stride length (m)	5.97	7.60	6.93	6.48	6.58	7.42	6.93	6.82	6.81	
		Stride duration (s)	0.420	0.430	0.442	0.443	0.445	0.433	0.428	0.452	0.434	
		Stride efficiency (%)	55.70	90.30	74.99	65.70	67.58	85.94	75.07	72.77	72.39	
		Stride count	33.50	26.31	28.87	30.85	30.41	26.97	28.86	29.31	235.08	

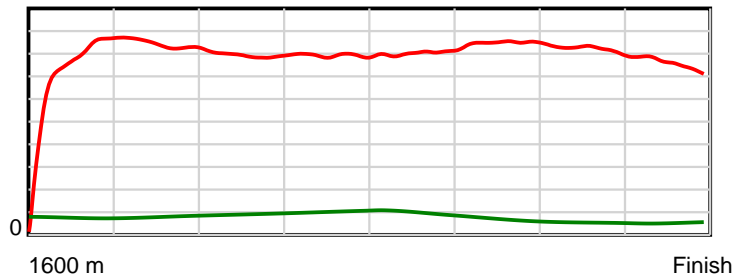
10 m Stride length



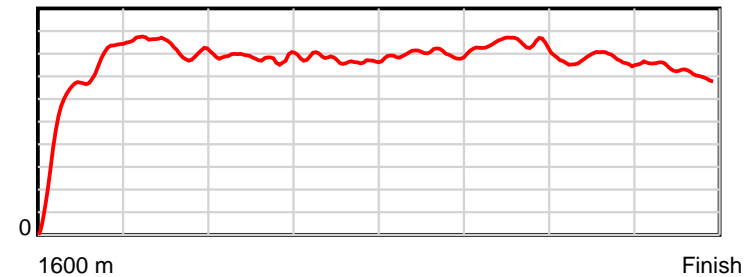
0.6 s Stride duration



20 m/sec Speed



100 % Stride efficiency



Note: Horizontal distance axis grid lines are 200m furlongs.

Disclaimer.

Tasracing Pty Ltd and Thoroughbred Ratings Pty Ltd accepts no responsibility for the completeness or accuracy of any of the information contained herein, and makes no representations about its suitability for any particular purpose. Users should make their own judgements about those matters and/or seek independent advice. You assume all risks associated with use of the data provided on this page.