



Race Results

Devonport Racing Club, Devonport Synthetic, December 09, 2012

Compilation date: December 10, 2012, 9:13:09 AM (EST)

Copyright © 2012 Tasracing Pty Ltd. All rights reserved.

Trademarks.

StrideMASTER is a registered trademark of Thoroughbred Ratings Pty Ltd.

Disclaimer.

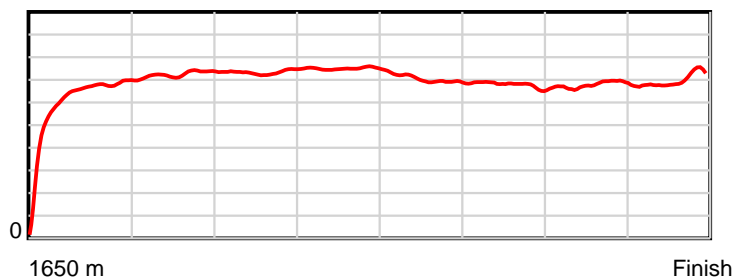
Tasracing Pty Ltd and Thoroughbred Ratings Pty Ltd accepts no responsibility for the completeness or accuracy of any of the information contained herein, and makes no representations about its suitability for any particular purpose. Users should make their own judgements about those matters and/or seek independent advice. You assume all risks associated with use of the data provided on this page.

Race Results

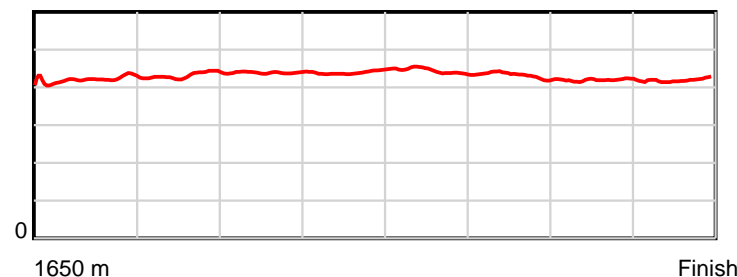
December 09, 2012, Race 7, HCP, Distance 1650m, Spreyton - Offset 0m

Result	TAB no.	Horse (Barrier)	1650 to	1600m to	1400m to	1200m to	1000m to	800m to	600m to	400m to	200m to	Total or	Margin
1st	4	Gee Gee's La Q... (2)	1600m	1400m	1200m	1000m	800m	600m	400m	200m	WP	Average	
		Position in running (margin)	-	1(0.0)	5(3.1)	5(6.0)	5(8.2)	5(5.7)	4(0.8)	3(1.3)	3(1.4)		0.00
		Sectional time (s)	5.45	12.51	11.86	11.96	11.54	12.58	12.97	12.39	12.18		
		Cumulative time (s)	103.43	97.98	85.48	73.62	61.66	50.12	37.54	24.57	12.18	1:43.43	
		Speed (m/s)	9.17	15.99	16.86	16.72	17.33	15.90	15.42	16.14	16.42	15.95	
		Stride length (m)	3.78	6.77	7.28	7.33	7.61	7.06	6.66	6.77	6.88	6.85	
		Stride duration (s)	0.398	0.423	0.432	0.439	0.439	0.444	0.432	0.420	0.419	0.430	
		Stride efficiency (%)	22.30	71.59	82.84	84.07	90.47	77.99	69.39	71.67	73.88	73.40	
		Stride count	13.24	29.55	27.47	27.27	26.28	28.31	30.01	29.53	29.09	240.75	

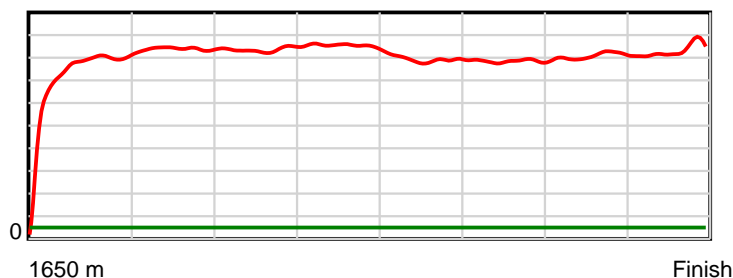
10 m Stride length



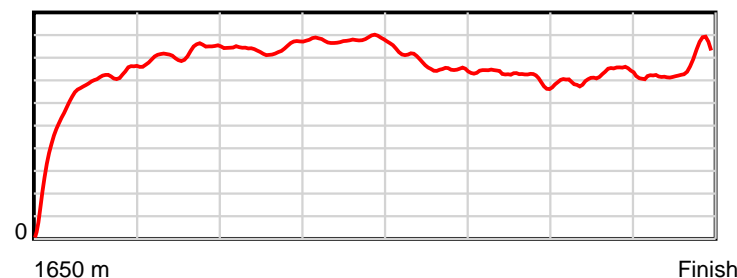
0.6 s Stride duration



20 m/sec Speed



100 % Stride efficiency



Note: Horizontal distance axis grid lines are 200m furlongs.

Disclaimer.

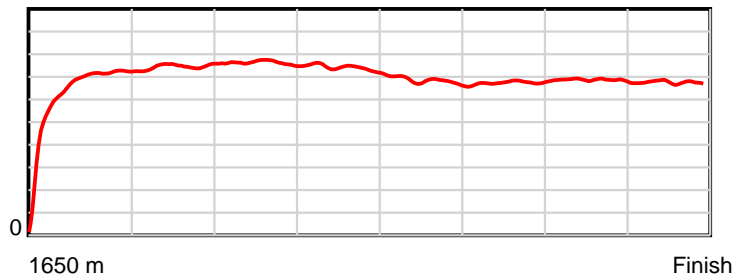
Tasracing Pty Ltd and Thoroughbred Ratings Pty Ltd accepts no responsibility for the completeness or accuracy of any of the information contained herein, and makes no representations about its suitability for any particular purpose. Users should make their own judgements about those matters and/or seek independent advice. You assume all risks associated with use of the data provided on this page.

Race Results

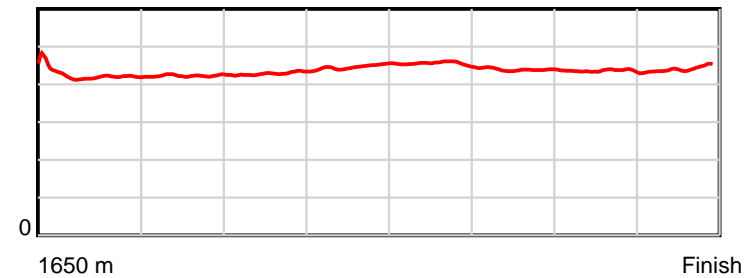
December 09, 2012, Race 7, HCP, Distance 1650m, Spreyton - Offset 0m

Result	TAB no.	Horse (Barrier)	1650 to	1600m to	1400m to	1200m to	1000m to	800m to	600m to	400m to	200m to	Total or	Margin
2nd	9	Makes Cents (11)	1600m	1400m	1200m	1000m	800m	600m	400m	200m	WP	Average	
		Position in running (margin)	-	2(1.3)	2(0.0)	2(0.9)	2(0.2)	1(0.0)	3(0.0)	1(0.0)	2(0.8)		0.50
		Sectional time (s)	5.19	11.79	11.51	11.49	11.91	13.41	12.87	12.51	12.83		
		Cumulative time (s)	103.52	98.33	86.54	75.02	63.54	51.62	38.21	25.34	12.83	1:43.52	
		Speed (m/s)	9.63	16.96	17.38	17.41	16.79	14.91	15.54	15.99	15.59	15.94	
		Stride length (m)	3.98	7.09	7.34	7.46	7.51	6.78	6.83	6.96	6.88	6.93	
		Stride duration (s)	0.428	0.418	0.423	0.428	0.447	0.455	0.439	0.435	0.441	0.435	
		Stride efficiency (%)	24.72	78.49	84.21	86.90	88.05	71.79	72.79	75.74	73.87	75.03	
		Stride count	12.57	28.22	27.24	26.82	26.64	29.51	29.30	28.73	29.09	238.12	

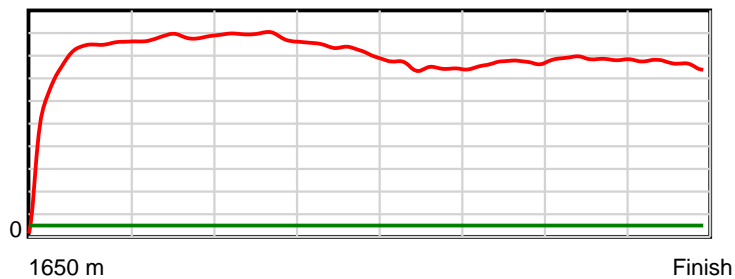
10 m Stride length



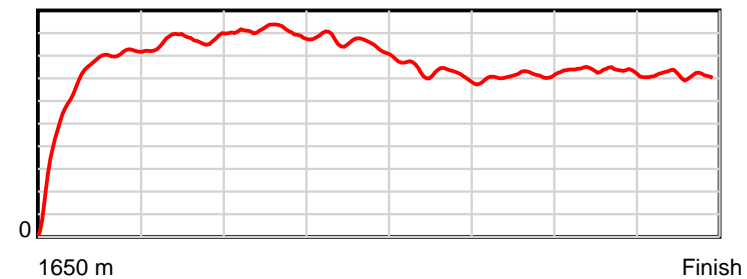
0.6 s Stride duration



20 m/sec Speed



100 % Stride efficiency



Note: Horizontal distance axis grid lines are 200m furlongs.

Disclaimer.

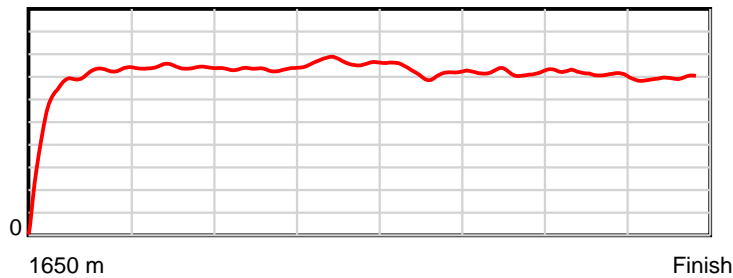
Tasracing Pty Ltd and Thoroughbred Ratings Pty Ltd accepts no responsibility for the completeness or accuracy of any of the information contained herein, and makes no representations about its suitability for any particular purpose. Users should make their own judgements about those matters and/or seek independent advice. You assume all risks associated with use of the data provided on this page.

Race Results

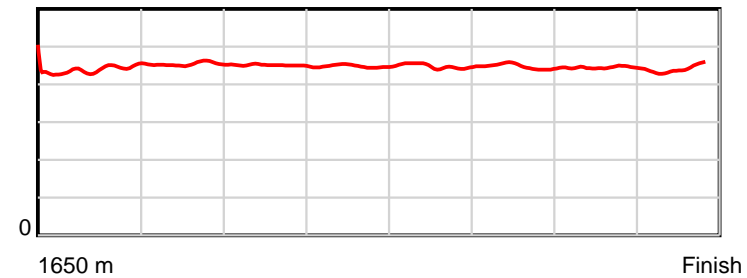
December 09, 2012, Race 7, HCP, Distance 1650m, Spreyton - Offset 0m

Result	TAB no.	Horse (Barrier)	1650 to	1600m to	1400m to	1200m to	1000m to	800m to	600m to	400m to	200m to	Total or	Margin
3rd	2	Jakcorijim (4)	1600m	1400m	1200m	1000m	800m	600m	400m	200m	WP	Average	
		Position in running (margin)	-	11(6.0)	8(4.5)	7(9.5)	7(12.9)	8(10.1)	6(2.8)	4(2.0)	4(1.4)		1.90
		Sectional time (s)	6.26	11.74	12.22	12.15	11.48	12.20	12.74	12.28	12.72		
		Cumulative time (s)	103.79	97.53	85.79	73.57	61.42	49.94	37.74	25.00	12.72	1:43.79	
		Speed (m/s)	7.99	17.04	16.37	16.46	17.42	16.39	15.70	16.29	15.72	15.90	
		Stride length (m)	3.53	7.50	7.43	7.43	7.80	7.34	7.02	7.23	6.97	7.10	
		Stride duration (s)	0.438	0.440	0.454	0.451	0.448	0.448	0.447	0.444	0.443	0.447	
		Stride efficiency (%)	19.46	88.01	86.25	86.26	95.17	84.21	77.09	81.76	75.95	78.81	
		Stride count	14.17	26.65	26.92	26.92	25.63	27.24	28.47	27.65	28.69	232.34	

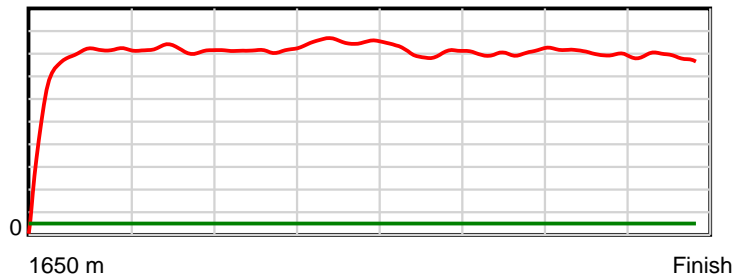
10 m Stride length



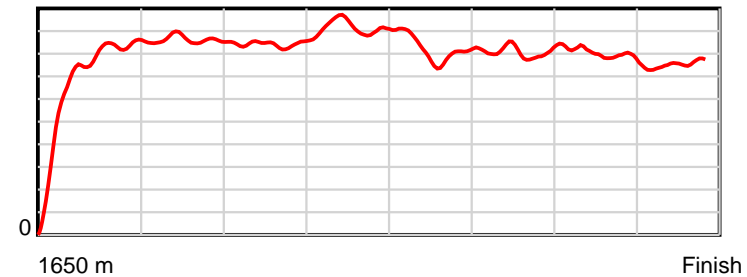
0.6 s Stride duration



20 m/sec Speed



100 % Stride efficiency



Note: Horizontal distance axis grid lines are 200m furlongs.

Disclaimer.

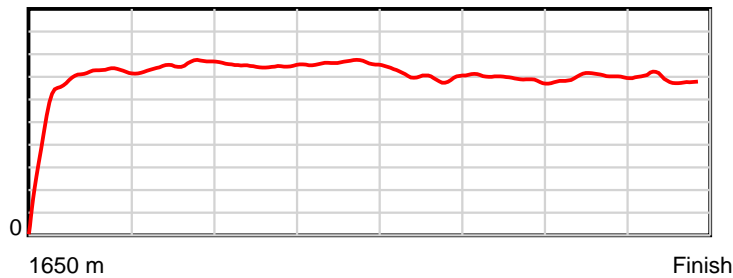
Tasracing Pty Ltd and Thoroughbred Ratings Pty Ltd accepts no responsibility for the completeness or accuracy of any of the information contained herein, and makes no representations about its suitability for any particular purpose. Users should make their own judgements about those matters and/or seek independent advice. You assume all risks associated with use of the data provided on this page.

Race Results

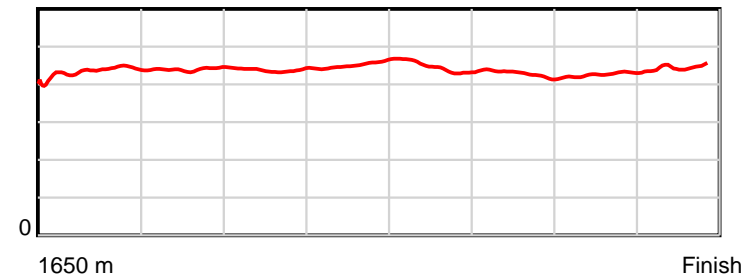
December 09, 2012, Race 7, HCP, Distance 1650m, Spreyton - Offset 0m

Result	TAB no.	Horse (Barrier)	1650 to	1600m to	1400m to	1200m to	1000m to	800m to	600m to	400m to	200m to	Total or	Margin
4th	3	Lightly Spiced (3)	1600m	1400m	1200m	1000m	800m	600m	400m	200m	WP	Average	
		Position in running (margin)	-	10(5.8)	6(3.3)	4(5.5)	4(6.0)	4(3.8)	1(0.0)	2(0.1)	1(0.0)		3.60
		Sectional time (s)	6.67	11.57	11.75	11.68	11.58	12.78	12.90	12.36	12.83		
		Cumulative time (s)	104.11	97.44	85.86	74.12	62.44	50.86	38.08	25.18	12.83	1:44.11	
		Speed (m/s)	7.49	17.29	17.02	17.12	17.27	15.65	15.50	16.18	15.59	15.85	
		Stride length (m)	3.26	7.57	7.47	7.50	7.75	7.05	6.67	6.87	6.94	6.95	
		Stride duration (s)	0.402	0.438	0.439	0.438	0.449	0.450	0.430	0.425	0.445	0.439	
		Stride efficiency (%)	16.58	89.53	87.16	88.00	93.78	77.68	69.57	73.81	75.22	75.56	
		Stride count	15.35	26.42	26.78	26.65	25.82	28.37	29.97	29.10	28.83	237.29	

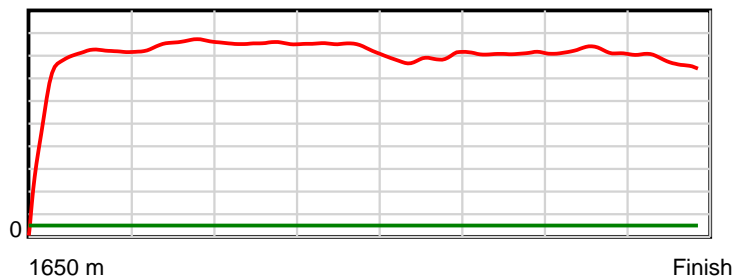
10 m Stride length



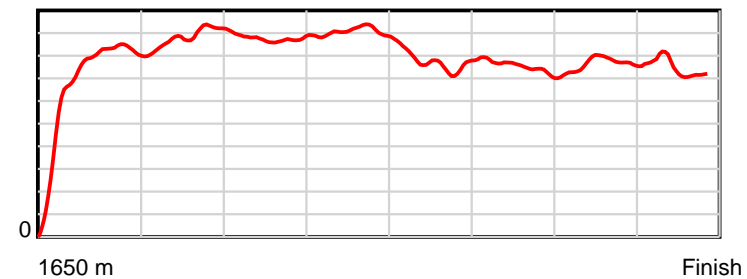
0.6 s Stride duration



20 m/sec Speed



100 % Stride efficiency



Note: Horizontal distance axis grid lines are 200m furlongs.

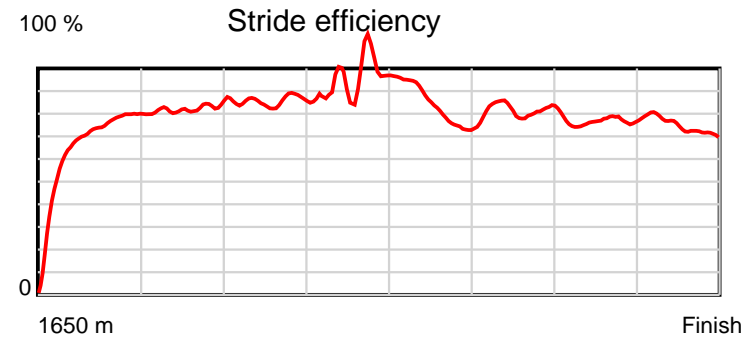
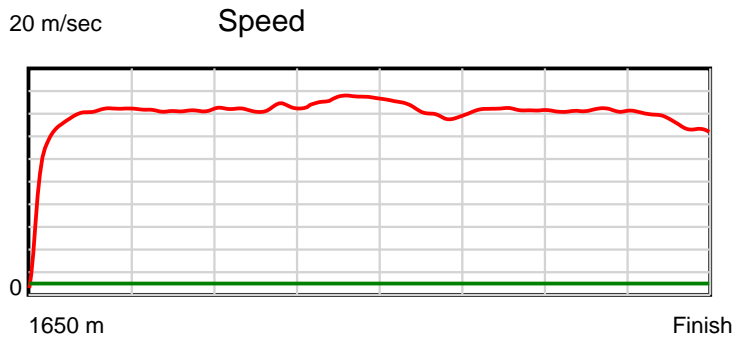
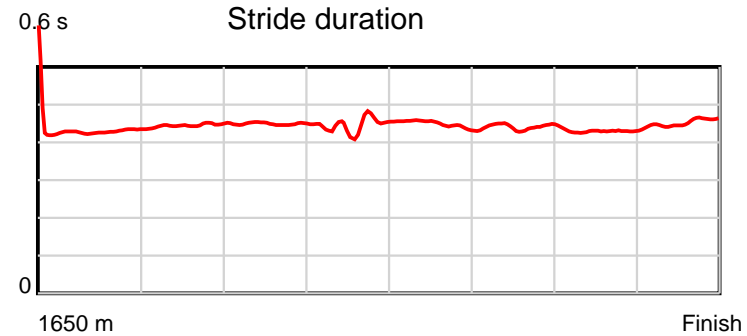
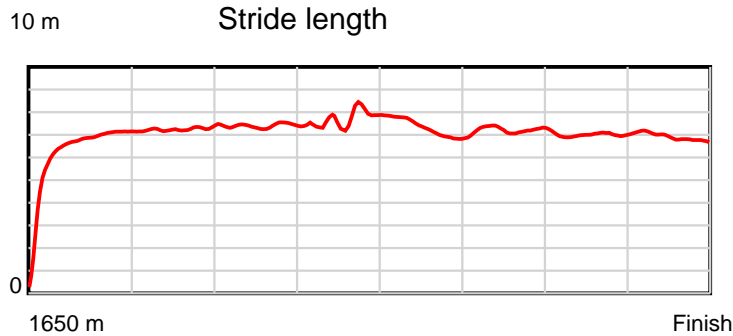
Disclaimer.

Tasracing Pty Ltd and Thoroughbred Ratings Pty Ltd accepts no responsibility for the completeness or accuracy of any of the information contained herein, and makes no representations about its suitability for any particular purpose. Users should make their own judgements about those matters and/or seek independent advice. You assume all risks associated with use of the data provided on this page.

Race Results

December 09, 2012, Race 7, HCP, Distance 1650m, Spreyton - Offset 0m

Result	TAB no.	Horse (Barrier)	1650 to	1600m to	1400m to	1200m to	1000m to	800m to	600m to	400m to	200m to	Total or	Margin
5th	11	From the Bronx (10)	1600m	1400m	1200m	1000m	800m	600m	400m	200m	WP	Average	
		Position in running (margin)	-	4(2.0)	4(3.1)	8(9.7)	8(13.8)	7(9.6)	9(4.1)	7(3.0)	5(3.1)		5.40
		Sectional time (s)	5.59	12.18	12.48	12.27	11.25	12.50	12.68	12.40	13.11		
		Cumulative time (s)	104.46	98.87	86.69	74.21	61.94	50.69	38.19	25.51	13.11	1:44.45	
		Speed (m/s)	8.95	16.42	16.03	16.30	17.78	16.00	15.77	16.13	15.26	15.80	
		Stride length (m)	4.45	7.04	7.13	7.31	7.58	7.17	6.95	6.92	6.93	7.00	
		Stride duration (s)	0.481	0.429	0.445	0.449	0.426	0.448	0.441	0.429	0.454	0.443	
		Stride efficiency (%)	30.97	77.53	79.33	83.58	89.67	80.36	75.48	74.80	75.06	76.46	
		Stride count	11.23	28.39	28.07	27.35	26.40	27.89	28.78	28.91	28.86	235.88	



Note: Horizontal distance axis grid lines are 200m furlongs.

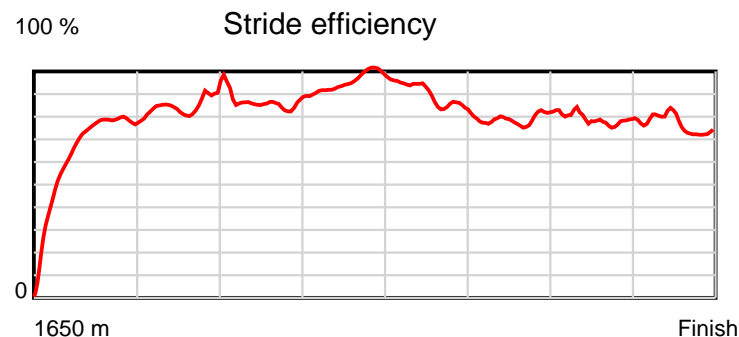
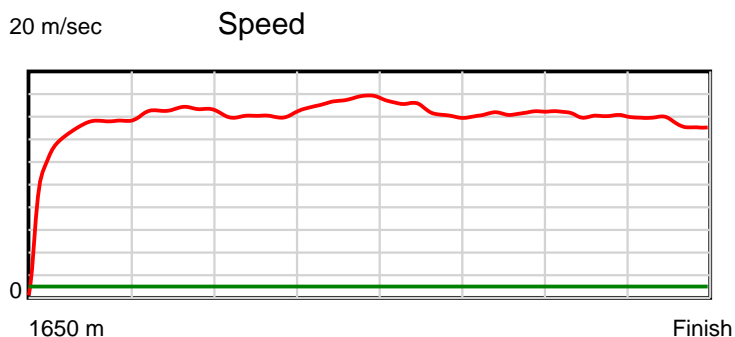
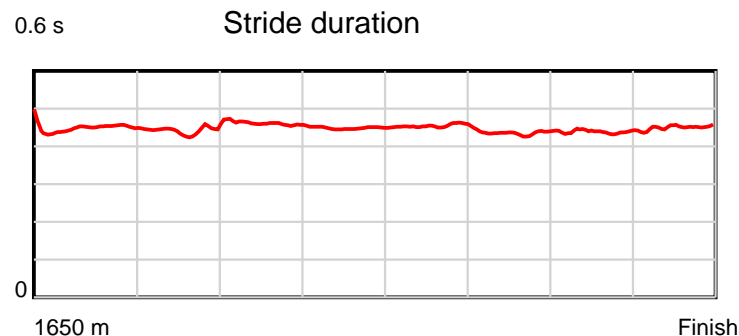
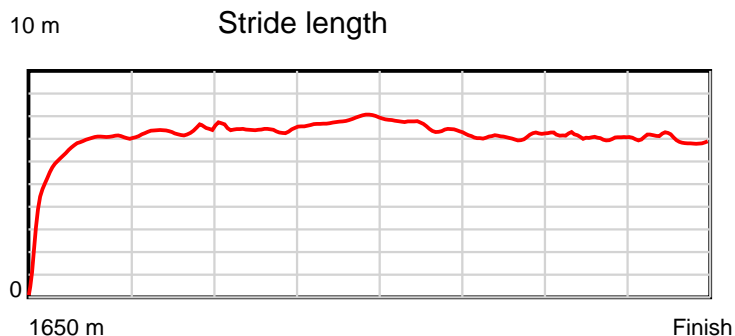
Disclaimer.

Tasracing Pty Ltd and Thoroughbred Ratings Pty Ltd accepts no responsibility for the completeness or accuracy of any of the information contained herein, and makes no representations about its suitability for any particular purpose. Users should make their own judgements about those matters and/or seek independent advice. You assume all risks associated with use of the data provided on this page.

Race Results

December 09, 2012, Race 7, HCP, Distance 1650m, Spreyton - Offset 0m

Result	TAB no.	Horse (Barrier)	1650 to	1600m to	1400m to	1200m to	1000m to	800m to	600m to	400m to	200m to	Total or	Margin
6th	10	Tree Bandit (1)	1600m	1400m	1200m	1000m	800m	600m	400m	200m	WP	Average	
		Position in running (margin)	-	5(2.4)	10(6.8)	9(10.4)	9(14.6)	9(10.5)	10(4.2)	9(4.3)	7(4.8)		5.70
		Sectional time (s)	5.77	12.72	11.98	12.28	11.28	12.35	12.90	12.46	12.77		
		Cumulative time (s)	104.51	98.74	86.02	74.04	61.76	50.48	38.13	25.23	12.77	1:44.51	
		Speed (m/s)	8.66	15.72	16.69	16.29	17.73	16.19	15.50	16.05	15.66	15.79	
		Stride length (m)	3.86	7.08	7.24	7.49	7.95	7.36	6.75	6.99	7.01	7.04	
		Stride duration (s)	0.447	0.450	0.434	0.460	0.448	0.455	0.435	0.436	0.448	0.446	
		Stride efficiency (%)	23.30	78.41	81.97	87.71	98.74	84.71	71.25	76.45	76.90	77.35	
		Stride count	12.95	28.23	27.61	26.70	25.16	27.16	29.62	28.59	28.51	234.53	



Note: Horizontal distance axis grid lines are 200m furlongs.

Disclaimer.

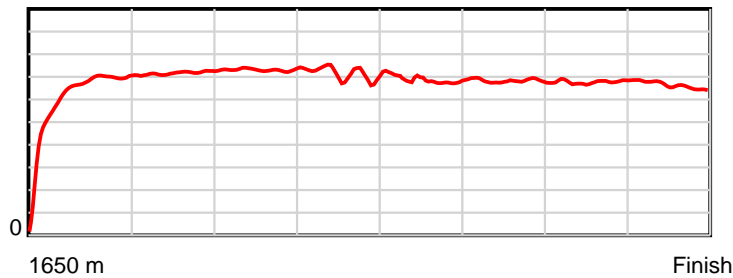
Tasracing Pty Ltd and Thoroughbred Ratings Pty Ltd accepts no responsibility for the completeness or accuracy of any of the information contained herein, and makes no representations about its suitability for any particular purpose. Users should make their own judgements about those matters and/or seek independent advice. You assume all risks associated with use of the data provided on this page.

Race Results

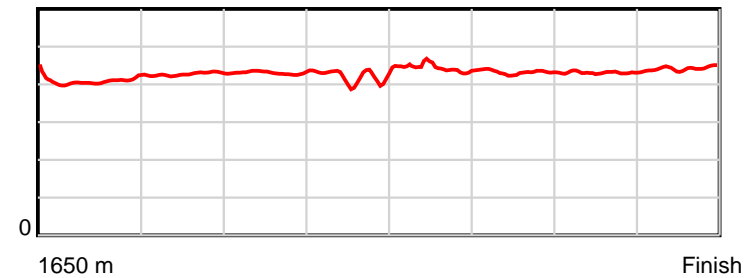
December 09, 2012, Race 7, HCP, Distance 1650m, Spreyton - Offset 0m

Result	TAB no.	Horse (Barrier)	1650 to	1600m to	1400m to	1200m to	1000m to	800m to	600m to	400m to	200m to	Total or	Margin
7th	1	Gea Force (6)	1600m	1400m	1200m	1000m	800m	600m	400m	200m	WP	Average	
		Position in running (margin)	-	3(1.8)	3(0.5)	3(3.6)	3(5.4)	3(3.4)	5(0.9)	6(2.5)	6(3.6)		7.30
		Sectional time (s)	5.71	11.78	11.89	11.90	11.62	12.98	13.15	12.56	13.23		
		Cumulative time (s)	104.82	99.11	87.33	75.44	63.54	51.92	38.94	25.79	13.23	1:44.81	
		Speed (m/s)	8.75	16.98	16.82	16.81	17.21	15.41	15.21	15.92	15.12	15.74	
		Stride length (m)	3.77	6.94	7.18	7.25	7.10	6.63	6.58	6.84	6.70	6.72	
		Stride duration (s)	0.411	0.409	0.426	0.431	0.413	0.430	0.432	0.430	0.443	0.427	
		Stride efficiency (%)	22.16	75.33	80.47	82.03	78.88	68.66	67.60	73.16	70.09	70.66	
		Stride count	13.28	28.81	27.87	27.60	28.15	30.17	30.41	29.23	29.86	245.38	

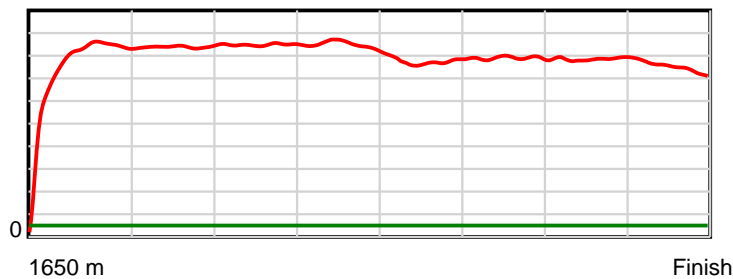
10 m Stride length



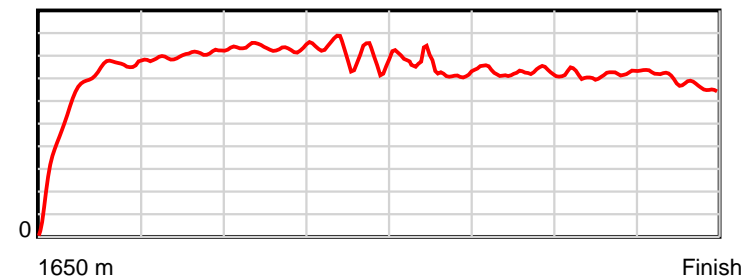
0.6 s Stride duration



20 m/sec Speed



100 % Stride efficiency



Note: Horizontal distance axis grid lines are 200m furlongs.

Disclaimer.

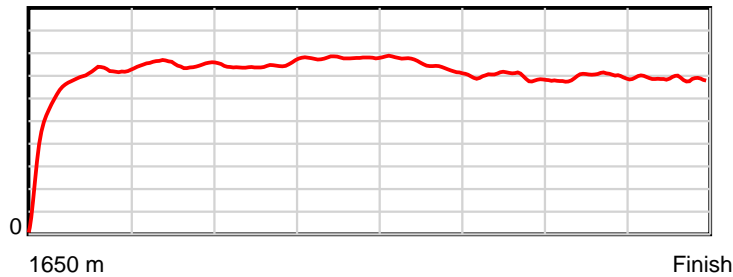
Tasracing Pty Ltd and Thoroughbred Ratings Pty Ltd accepts no responsibility for the completeness or accuracy of any of the information contained herein, and makes no representations about its suitability for any particular purpose. Users should make their own judgements about those matters and/or seek independent advice. You assume all risks associated with use of the data provided on this page.

Race Results

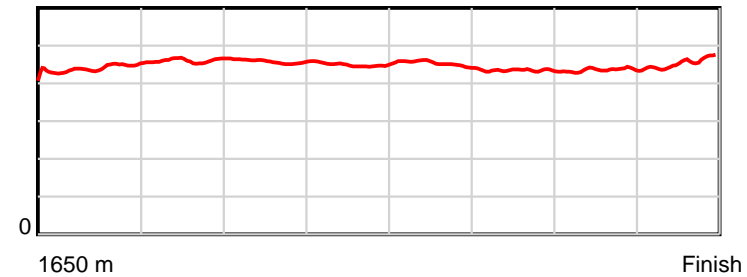
December 09, 2012, Race 7, HCP, Distance 1650m, Spreyton - Offset 0m

Result	TAB no.	Horse (Barrier)	1650 to	1600m to	1400m to	1200m to	1000m to	800m to	600m to	400m to	200m to	Total or	Margin
8th	8	Fair Colony (7)	1600m	1400m	1200m	1000m	800m	600m	400m	200m	WP	Average	
		Position in running (margin)	-	8(4.5)	9(5.5)	10(11.0)	10(15.0)	10(10.8)	8(4.0)	8(4.2)	8(5.8)		8.00
		Sectional time (s)	5.97	12.17	12.29	12.26	11.26	12.27	12.91	12.64	13.20		
		Cumulative time (s)	104.96	98.99	86.82	74.53	62.27	51.02	38.75	25.84	13.20	1:44.95	
		Speed (m/s)	8.38	16.43	16.27	16.31	17.76	16.30	15.49	15.82	15.15	15.72	
		Stride length (m)	3.44	7.26	7.48	7.48	7.98	7.38	6.73	6.87	6.89	7.00	
		Stride duration (s)	0.413	0.442	0.459	0.458	0.449	0.453	0.434	0.434	0.455	0.446	
		Stride efficiency (%)	18.49	82.38	87.36	87.36	99.61	85.13	70.75	73.73	74.15	76.65	
		Stride count	14.53	27.54	26.75	26.75	25.05	27.10	29.72	29.12	29.03	235.59	

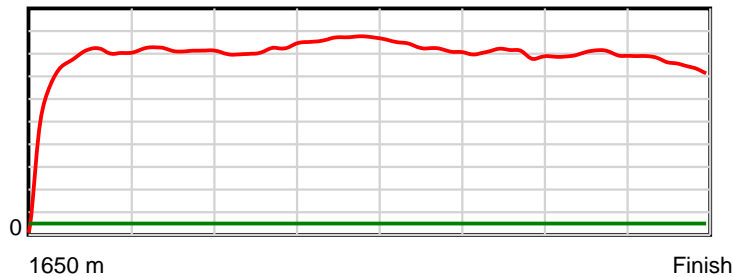
10 m Stride length



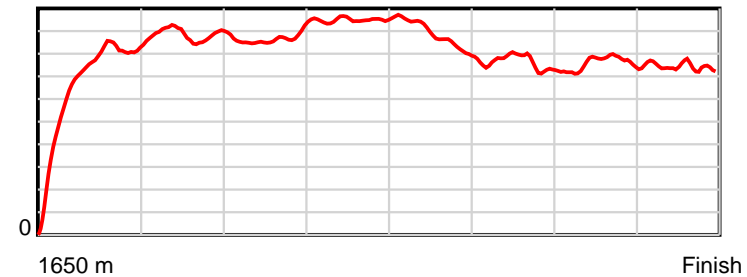
0.6 s Stride duration



20 m/sec Speed



100 % Stride efficiency



Note: Horizontal distance axis grid lines are 200m furlongs.

Disclaimer.

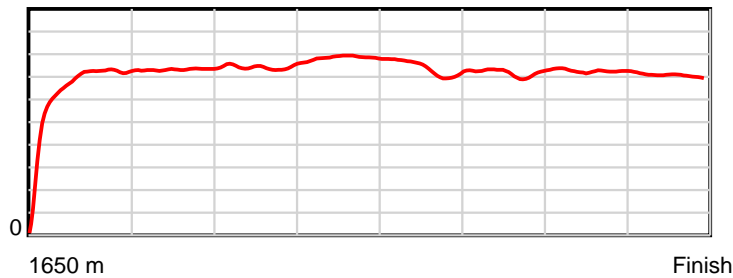
Tasracing Pty Ltd and Thoroughbred Ratings Pty Ltd accepts no responsibility for the completeness or accuracy of any of the information contained herein, and makes no representations about its suitability for any particular purpose. Users should make their own judgements about those matters and/or seek independent advice. You assume all risks associated with use of the data provided on this page.

Race Results

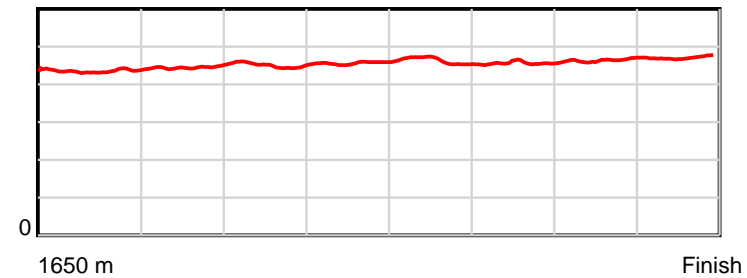
December 09, 2012, Race 7, HCP, Distance 1650m, Spreyton - Offset 0m

Result	TAB no.	Horse (Barrier)	1650 to	1600m to	1400m to	1200m to	1000m to	800m to	600m to	400m to	200m to	Total or	Margin
9th	6	Can Get Thirst... (9)	1600m	1400m	1200m	1000m	800m	600m	400m	200m	WP	Average	
		Position in running (margin)	-	9(4.9)	7(4.1)	6(7.9)	6(10.5)	6(7.2)	7(3.2)	11(5.1)	11(7.4)		11.00
		Sectional time (s)	6.21	11.87	12.01	12.01	11.42	12.73	13.20	12.76	13.32		
		Cumulative time (s)	105.54	99.33	87.46	75.45	63.44	52.02	39.28	26.08	13.32	1:45.54	
		Speed (m/s)	8.05	16.85	16.65	16.65	17.51	15.71	15.15	15.67	15.02	15.63	
		Stride length (m)	3.58	7.33	7.40	7.50	7.99	7.27	6.90	7.27	7.08	7.11	
		Stride duration (s)	0.426	0.435	0.444	0.451	0.456	0.463	0.456	0.463	0.472	0.455	
		Stride efficiency (%)	20.07	84.01	85.62	88.01	99.77	82.64	74.47	82.49	78.37	78.93	
		Stride count	13.95	27.28	27.02	26.65	25.03	27.50	28.97	27.53	28.24	232.17	

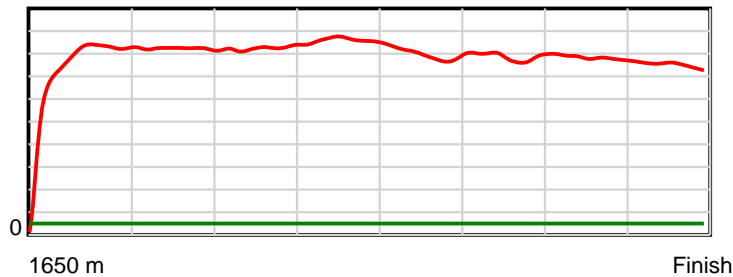
10 m Stride length



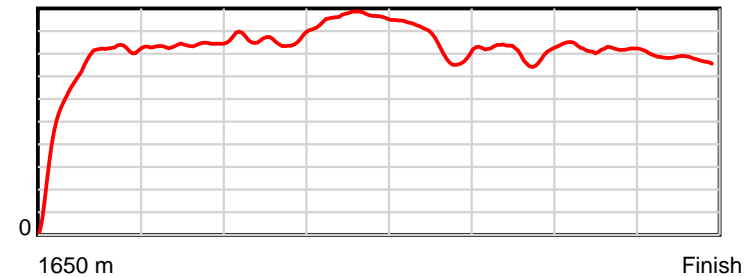
0.6 s Stride duration



20 m/sec Speed



100 % Stride efficiency



Note: Horizontal distance axis grid lines are 200m furlongs.

Disclaimer.

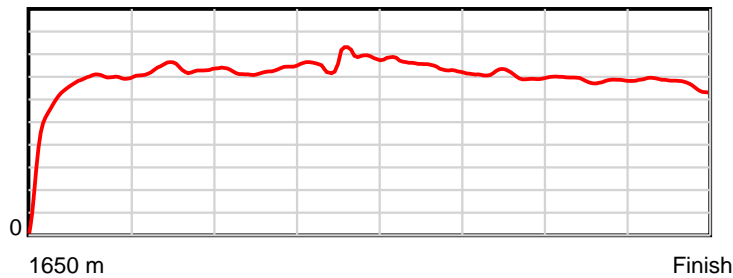
Tasracing Pty Ltd and Thoroughbred Ratings Pty Ltd accepts no responsibility for the completeness or accuracy of any of the information contained herein, and makes no representations about its suitability for any particular purpose. Users should make their own judgements about those matters and/or seek independent advice. You assume all risks associated with use of the data provided on this page.

Race Results

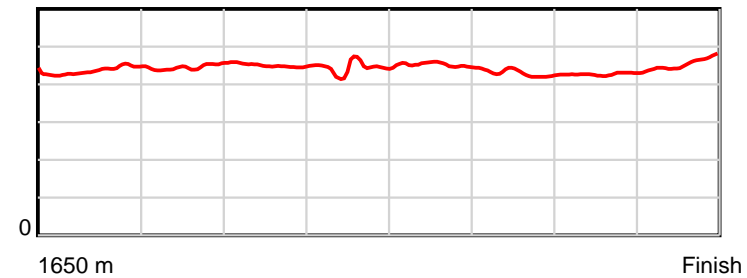
December 09, 2012, Race 7, HCP, Distance 1650m, Spreyton - Offset 0m

Result	TAB no.	Horse (Barrier)	1650 to	1600m to	1400m to	1200m to	1000m to	800m to	600m to	400m to	200m to	Total or	Margin
10th	7	Conquistador (8)	1600m	1400m	1200m	1000m	800m	600m	400m	200m	WP	Average	
		Position in running (margin)	-	7(3.6)	11(7.1)	11(12.2)	11(17.4)	11(12.9)	11(6.0)	10(5.1)	9(6.3)		11.50
		Sectional time (s)	6.09	12.57	12.23	12.45	11.20	12.26	12.73	12.56	13.54		
		Cumulative time (s)	105.64	99.55	86.98	74.74	62.29	51.09	38.83	26.10	13.54	1:45.64	
		Speed (m/s)	8.21	15.91	16.35	16.06	17.86	16.31	15.71	15.92	14.77	15.62	
		Stride length (m)	3.90	7.00	7.27	7.23	7.80	7.36	6.75	6.80	6.77	6.93	
		Stride duration (s)	0.425	0.440	0.445	0.450	0.437	0.451	0.430	0.427	0.459	0.444	
		Stride efficiency (%)	23.75	76.47	82.59	81.65	95.11	84.70	71.25	72.19	71.68	75.13	
		Stride count	12.82	28.59	27.51	27.67	25.64	27.17	29.62	29.42	29.53	237.97	

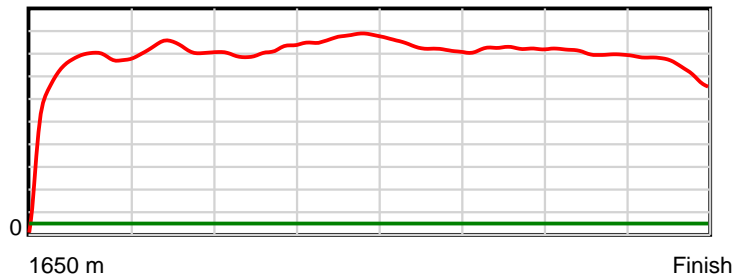
10 m Stride length



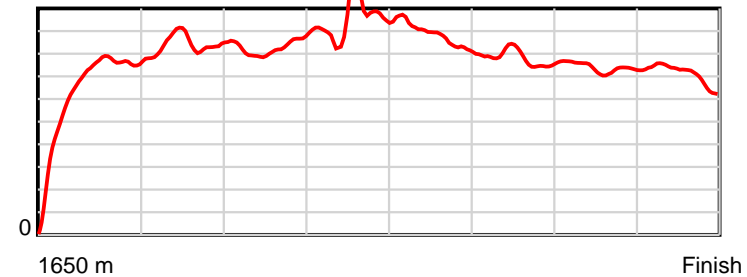
0.6 s Stride duration



20 m/sec Speed



100 % Stride efficiency



Note: Horizontal distance axis grid lines are 200m furlongs.

Disclaimer.

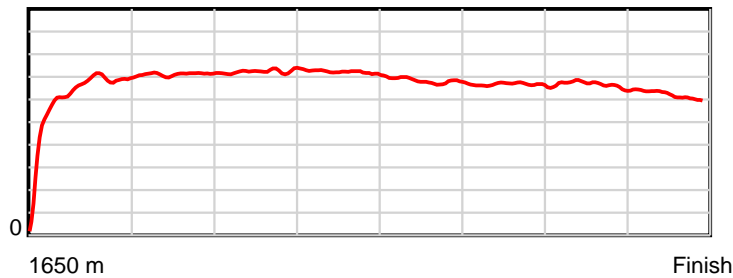
Tasracing Pty Ltd and Thoroughbred Ratings Pty Ltd accepts no responsibility for the completeness or accuracy of any of the information contained herein, and makes no representations about its suitability for any particular purpose. Users should make their own judgements about those matters and/or seek independent advice. You assume all risks associated with use of the data provided on this page.

Race Results

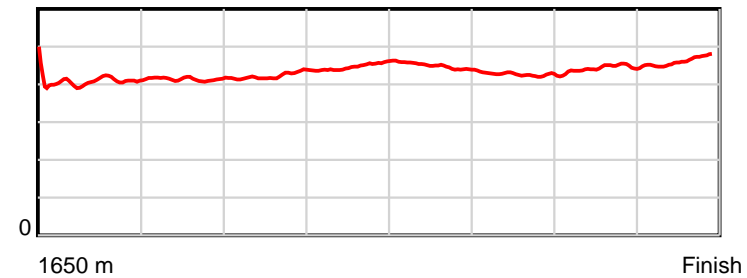
December 09, 2012, Race 7, HCP, Distance 1650m, Spreyton - Offset 0m

Result	TAB no.	Horse (Barrier)	1650 to	1600m to	1400m to	1200m to	1000m to	800m to	600m to	400m to	200m to	Total or	Margin
11th	12	Sudden Glory (5)	1600m	1400m	1200m	1000m	800m	600m	400m	200m	WP	Average	
		Position in running (margin)	-	6(2.5)	1(0.0)	1(0.0)	1(0.0)	2(1.3)	2(0.0)	5(2.0)	10(6.7)		17.50
		Sectional time (s)	5.91	11.58	11.38	11.59	12.16	13.20	13.21	13.15	14.65		
		Cumulative time (s)	106.83	100.92	89.34	77.96	66.37	54.21	41.01	27.80	14.65	1:46.83	
		Speed (m/s)	8.46	17.27	17.57	17.26	16.45	15.15	15.14	15.21	13.65	15.45	
		Stride length (m)	3.69	7.03	7.27	7.27	7.30	6.81	6.48	6.69	6.31	6.70	
		Stride duration (s)	0.416	0.407	0.414	0.421	0.444	0.450	0.428	0.440	0.462	0.434	
		Stride efficiency (%)	21.33	77.30	82.60	82.53	83.31	72.55	65.54	69.98	62.26	70.19	
		Stride count	13.53	28.44	27.51	27.52	27.39	29.35	30.88	29.89	31.68	246.19	

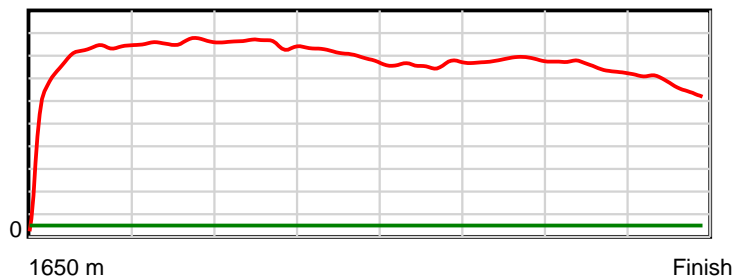
10 m Stride length



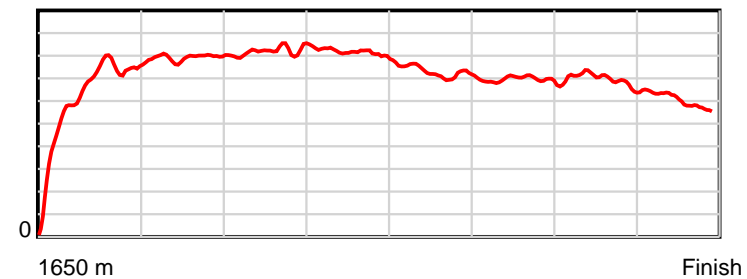
0.6 s Stride duration



20 m/sec Speed



100 % Stride efficiency



Note: Horizontal distance axis grid lines are 200m furlongs.

Disclaimer.

Tasracing Pty Ltd and Thoroughbred Ratings Pty Ltd accepts no responsibility for the completeness or accuracy of any of the information contained herein, and makes no representations about its suitability for any particular purpose. Users should make their own judgements about those matters and/or seek independent advice. You assume all risks associated with use of the data provided on this page.