



Race Results

Devonport Racing Club, Devonport Synthetic, December 09, 2012

Compilation date: December 10, 2012, 9:11:09 AM (EST)

Copyright © 2012 Tasracing Pty Ltd. All rights reserved.

Trademarks.

StrideMASTER is a registered trademark of Thoroughbred Ratings Pty Ltd.

Disclaimer.

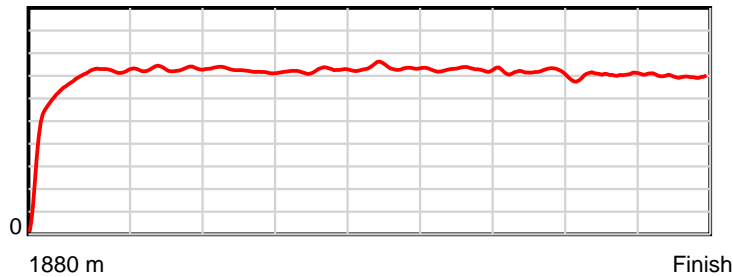
Tasracing Pty Ltd and Thoroughbred Ratings Pty Ltd accepts no responsibility for the completeness or accuracy of any of the information contained herein, and makes no representations about its suitability for any particular purpose. Users should make their own judgements about those matters and/or seek independent advice. You assume all risks associated with use of the data provided on this page.

Race Results

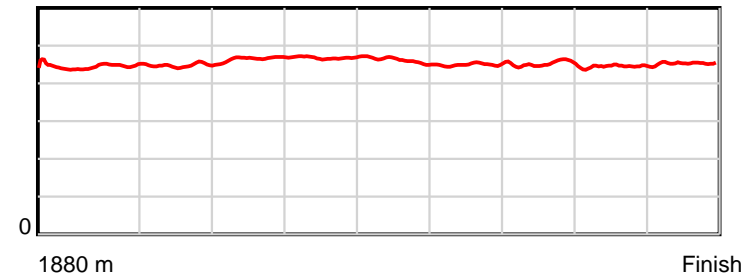
December 09, 2012, Race 4, MDN/CL1-SW, Distance 1880m, Spreyton - Offset 0m

Result	TAB no.	Horse (Barrier)	1880 to	1800m to	1600m to	1400m to	1200m to	1000m to	800m to	600m to	400m to	200m to	Total or	Margin
1st	3	Ramaru (4)	1800m	1600m	1400m	1200m	1000m	800m	600m	400m	200m	WP	Average	
		Position in running (margin)	-	6(3.0)	7(6.6)	7(6.2)	8(5.6)	7(6.0)	7(3.6)	5(2.3)	4(2.5)	3(1.9)		0.00
		Sectional time (s)	7.98	12.22	12.10	13.07	12.99	12.39	12.39	12.86	12.61	12.82		
		Cumulative time (s)	121.43	113.45	101.24	89.14	76.06	63.07	50.68	38.28	25.43	12.82	2:01.43	
		Speed (m/s)	10.03	16.37	16.53	15.30	15.40	16.14	16.14	15.55	15.86	15.60	15.48	
		Stride length (m)	4.40	7.29	7.40	7.11	7.20	7.44	7.25	7.02	7.02	7.08	7.01	
		Stride duration (s)	0.432	0.445	0.448	0.465	0.468	0.461	0.449	0.452	0.443	0.454	0.453	
		Stride efficiency (%)	30.27	82.95	85.51	78.92	81.07	86.59	82.21	77.10	77.00	78.40	76.77	
		Stride count	18.18	27.45	27.04	28.14	27.77	26.87	27.57	28.47	28.49	28.24	268.22	

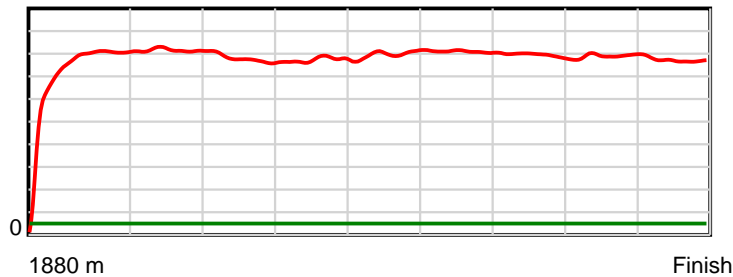
10 m Stride length



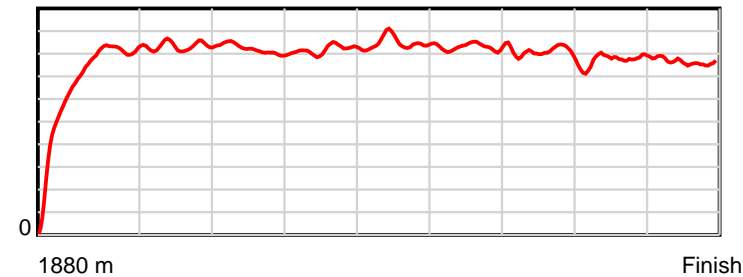
0.6 s Stride duration



20 m/sec Speed



100 % Stride efficiency



Note: Horizontal distance axis grid lines are 200m furlongs.

Disclaimer.

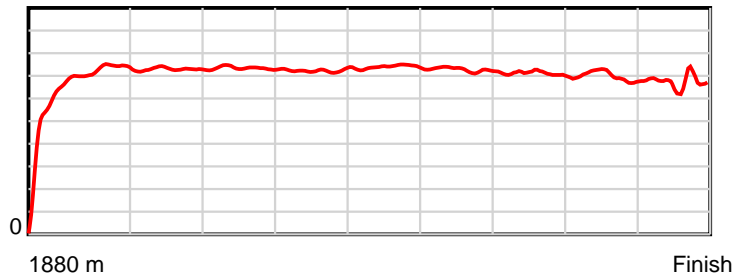
Tasracing Pty Ltd and Thoroughbred Ratings Pty Ltd accepts no responsibility for the completeness or accuracy of any of the information contained herein, and makes no representations about its suitability for any particular purpose. Users should make their own judgements about those matters and/or seek independent advice. You assume all risks associated with use of the data provided on this page.

Race Results

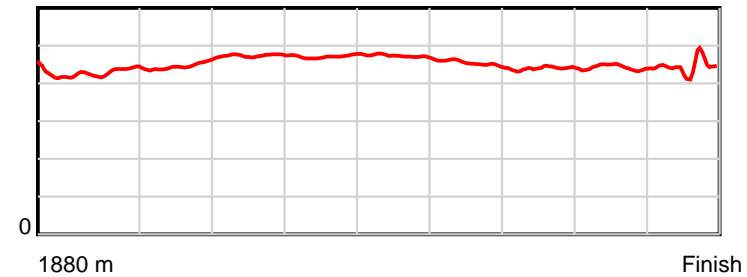
December 09, 2012, Race 4, MDN/CL1-SW, Distance 1880m, Spreyton - Offset 0m

Result	TAB no.	Horse (Barrier)	1880 to	1800m to	1600m to	1400m to	1200m to	1000m to	800m to	600m to	400m to	200m to	Total or	Margin
2nd	4	Benefit of Dou... (2)	1800m	1600m	1400m	1200m	1000m	800m	600m	400m	200m	WP	Average	
		Position in running (margin)	-	4(2.0)	3(2.3)	3(2.3)	3(2.7)	3(3.1)	5(1.9)	3(1.5)	5(2.6)	4(2.3)		0.20
		Sectional time (s)	7.66	11.66	12.18	13.23	12.99	12.60	12.52	13.02	12.68	12.94		
		Cumulative time (s)	121.47	113.81	102.15	89.98	76.75	63.76	51.16	38.63	25.62	12.94	2:01.46	
		Speed (m/s)	10.45	17.15	16.42	15.12	15.40	15.87	15.97	15.36	15.77	15.46	15.48	
		Stride length (m)	4.34	7.39	7.31	7.15	7.25	7.51	7.25	6.73	6.96	6.76	6.95	
		Stride duration (s)	0.411	0.431	0.445	0.473	0.471	0.473	0.454	0.438	0.441	0.437	0.449	
		Stride efficiency (%)	29.49	85.31	83.50	79.99	82.24	88.14	82.07	70.78	75.70	71.43	75.40	
		Stride count	18.42	27.07	27.36	27.95	27.57	26.63	27.60	29.72	28.74	29.58	270.64	

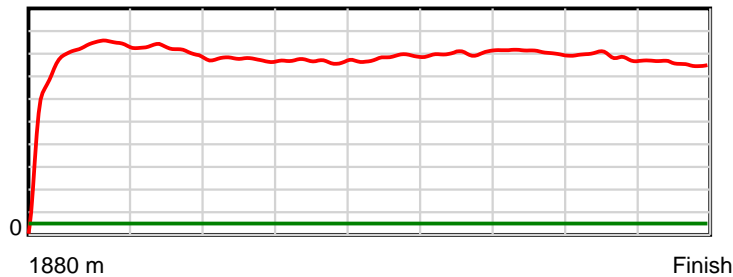
10 m Stride length



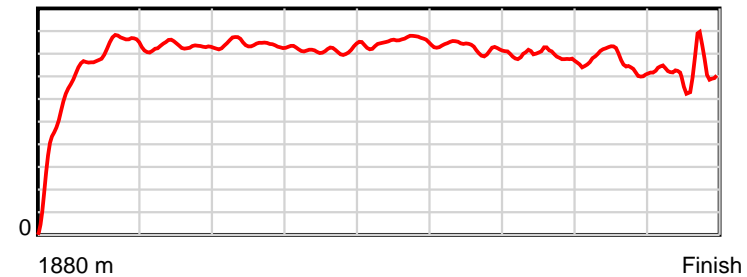
0.6 s Stride duration



20 m/sec Speed



100 % Stride efficiency



Note: Horizontal distance axis grid lines are 200m furlongs.

Disclaimer.

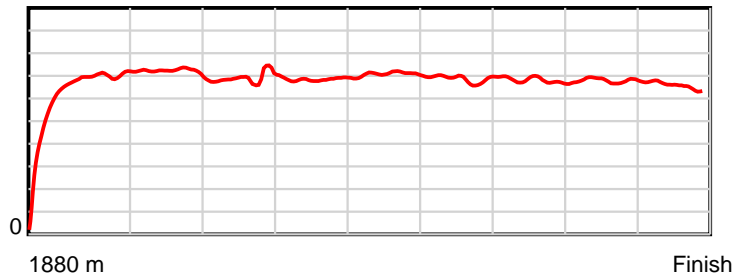
Tasracing Pty Ltd and Thoroughbred Ratings Pty Ltd accepts no responsibility for the completeness or accuracy of any of the information contained herein, and makes no representations about its suitability for any particular purpose. Users should make their own judgements about those matters and/or seek independent advice. You assume all risks associated with use of the data provided on this page.

Race Results

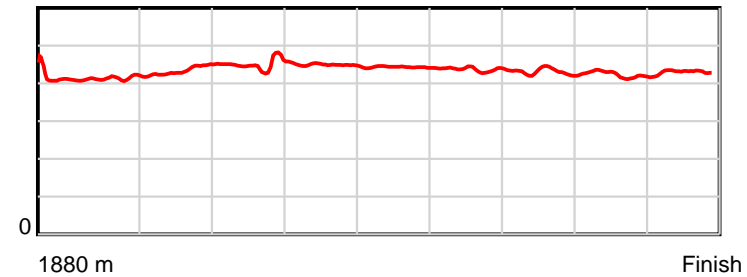
December 09, 2012, Race 4, MDN/CL1-SW, Distance 1880m, Spreyton - Offset 0m

Result	TAB no.	Horse (Barrier)	1880 to	1800m to	1600m to	1400m to	1200m to	1000m to	800m to	600m to	400m to	200m to	Total or	Margin
3rd	5	Delago Delight (1)	1800m	1600m	1400m	1200m	1000m	800m	600m	400m	200m	WP	Average	
		Position in running (margin)	-	10(7.3)	6(6.1)	4(3.7)	4(3.4)	4(3.7)	3(0.8)	4(1.9)	3(2.3)	1(0.0)		0.40
		Sectional time (s)	8.77	11.41	11.78	13.10	12.98	12.31	12.79	12.89	12.34	13.13		
		Cumulative time (s)	121.51	112.74	101.32	89.54	76.44	63.46	51.15	38.35	25.47	13.13	2:01.51	
		Speed (m/s)	9.12	17.53	16.98	15.27	15.41	16.25	15.64	15.52	16.21	15.23	15.47	
		Stride length (m)	3.99	7.23	7.34	6.76	6.93	7.20	6.84	6.69	6.86	6.53	6.71	
		Stride duration (s)	0.416	0.413	0.432	0.443	0.450	0.443	0.437	0.431	0.423	0.429	0.434	
		Stride efficiency (%)	24.89	81.65	84.13	71.40	75.01	81.02	73.04	69.94	73.58	66.57	70.37	
		Stride count	20.04	27.67	27.26	29.59	28.87	27.78	29.25	29.90	29.15	30.64	280.15	

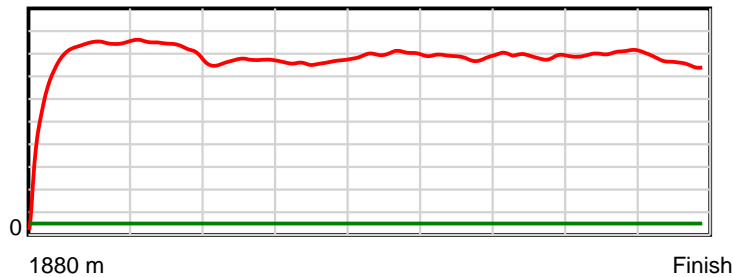
10 m Stride length



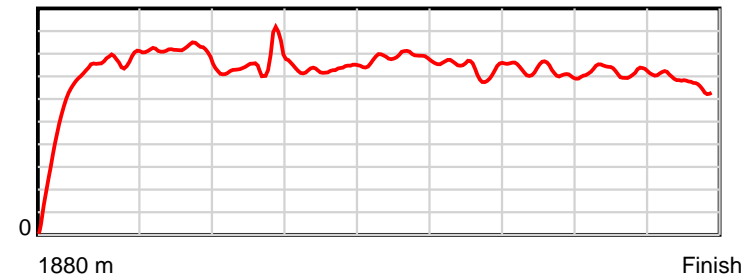
0.6 s Stride duration



20 m/sec Speed



100 % Stride efficiency



Note: Horizontal distance axis grid lines are 200m furlongs.

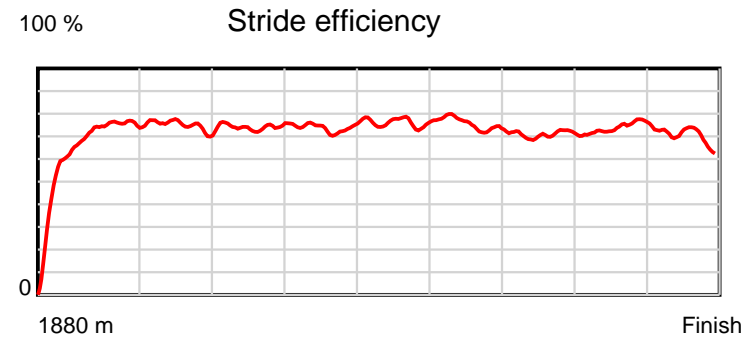
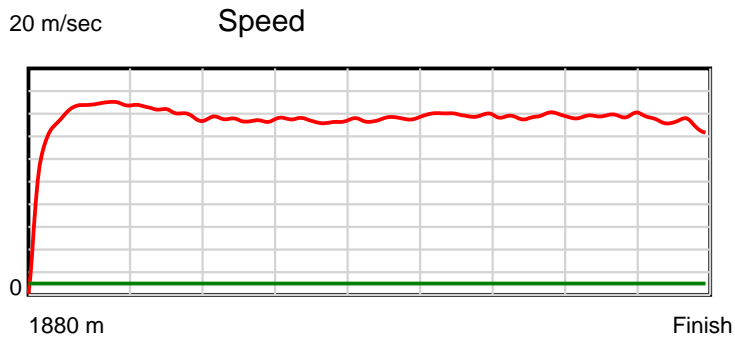
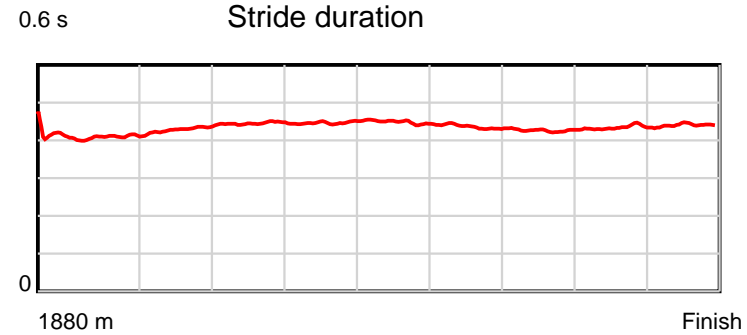
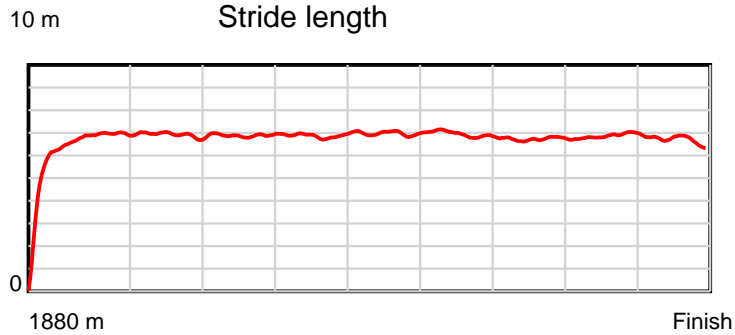
Disclaimer.

Tasracing Pty Ltd and Thoroughbred Ratings Pty Ltd accepts no responsibility for the completeness or accuracy of any of the information contained herein, and makes no representations about its suitability for any particular purpose. Users should make their own judgements about those matters and/or seek independent advice. You assume all risks associated with use of the data provided on this page.

Race Results

December 09, 2012, Race 4, MDN/CL1-SW, Distance 1880m, Spreyton - Offset 0m

Result	TAB no.	Horse (Barrier)	1880 to	1800m to	1600m to	1400m to	1200m to	1000m to	800m to	600m to	400m to	200m to	Total or	Margin
4th	1	Integer (6)	1800m	1600m	1400m	1200m	1000m	800m	600m	400m	200m	WP	Average	
		Position in running (margin)	-	1(0.0)	1(0.0)	2(0.7)	2(0.2)	2(0.6)	1(0.0)	1(0.0)	2(0.6)	2(0.0)		0.60
		Sectional time (s)	7.58	11.61	12.30	13.07	13.00	12.69	12.60	12.92	12.62	13.16		
		Cumulative time (s)	121.55	113.97	102.36	90.07	77.00	64.00	51.30	38.70	25.78	13.16	2:01.54	
		Speed (m/s)	10.56	17.23	16.26	15.30	15.38	15.76	15.87	15.48	15.85	15.20	15.47	
		Stride length (m)	4.44	7.02	6.95	6.81	6.85	7.07	6.92	6.61	6.84	6.68	6.70	
		Stride duration (s)	0.409	0.408	0.427	0.445	0.445	0.449	0.436	0.427	0.432	0.439	0.433	
		Stride efficiency (%)	30.77	77.09	75.39	72.54	73.33	78.15	74.89	68.25	73.21	69.72	70.23	
		Stride count	18.03	28.48	28.79	29.35	29.20	28.28	28.89	30.26	29.22	29.94	280.44	



Note: Horizontal distance axis grid lines are 200m furlongs.

Disclaimer.

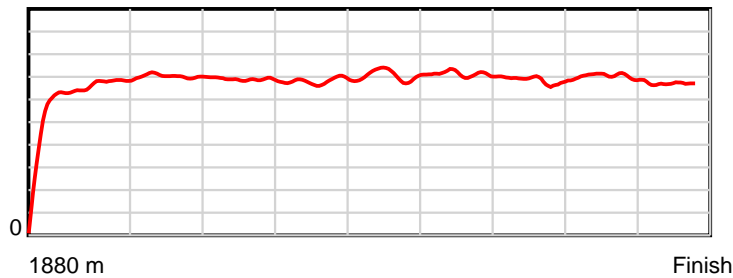
Tasracing Pty Ltd and Thoroughbred Ratings Pty Ltd accepts no responsibility for the completeness or accuracy of any of the information contained herein, and makes no representations about its suitability for any particular purpose. Users should make their own judgements about those matters and/or seek independent advice. You assume all risks associated with use of the data provided on this page.

Race Results

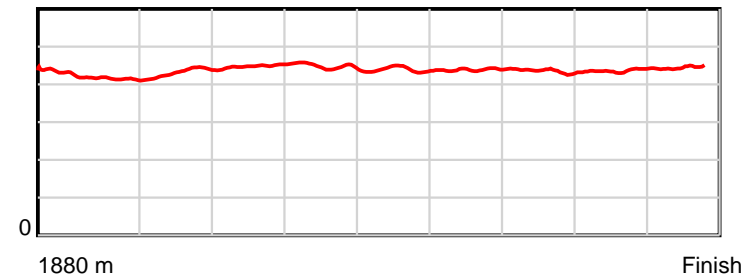
December 09, 2012, Race 4, MDN/CL1-SW, Distance 1880m, Spreyton - Offset 0m

Result	TAB no.	Horse (Barrier)	1880 to	1800m to	1600m to	1400m to	1200m to	1000m to	800m to	600m to	400m to	200m to	Total or	Margin
5th	2	My Quest (8)	1800m	1600m	1400m	1200m	1000m	800m	600m	400m	200m	WP	Average	
		Position in running (margin)	-	8(6.4)	10(10.4)	10(9.3)	9(7.3)	9(7.9)	10(5.6)	10(4.9)	9(5.7)	7(3.5)		2.80
		Sectional time (s)	8.44	12.28	11.98	12.84	13.02	12.41	12.48	12.97	12.35	13.19		
		Cumulative time (s)	121.97	113.53	101.25	89.26	76.43	63.40	50.99	38.51	25.54	13.19	2:01.96	
		Speed (m/s)	9.47	16.29	16.69	15.58	15.36	16.12	16.03	15.42	16.19	15.16	15.41	
		Stride length (m)	4.11	6.82	7.14	6.94	6.91	7.09	7.01	6.73	7.03	6.75	6.74	
		Stride duration (s)	0.429	0.419	0.428	0.445	0.450	0.440	0.438	0.437	0.434	0.445	0.437	
		Stride efficiency (%)	26.36	72.61	79.67	75.26	74.62	78.56	76.88	70.88	77.29	71.15	70.91	
		Stride count	19.48	29.34	28.01	28.82	28.94	28.21	28.51	29.70	28.44	29.64	279.09	

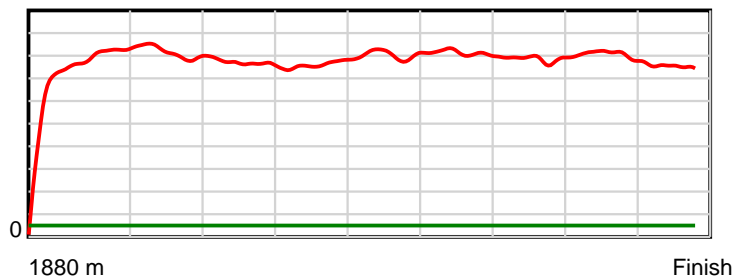
10 m Stride length



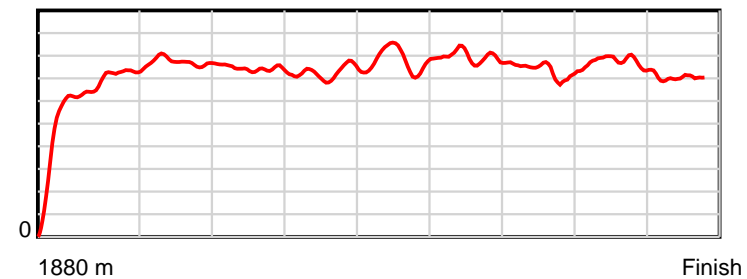
0.6 s Stride duration



20 m/sec Speed



100 % Stride efficiency



Note: Horizontal distance axis grid lines are 200m furlongs.

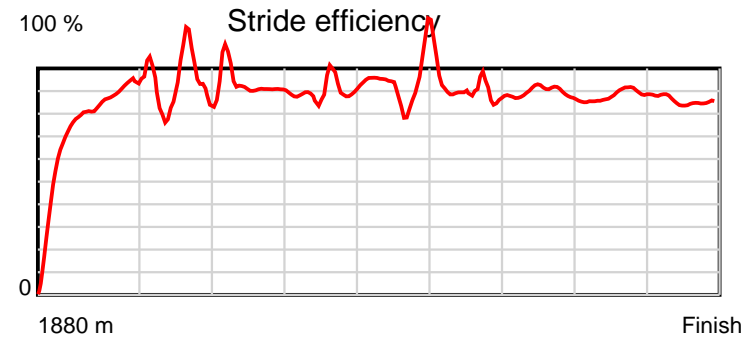
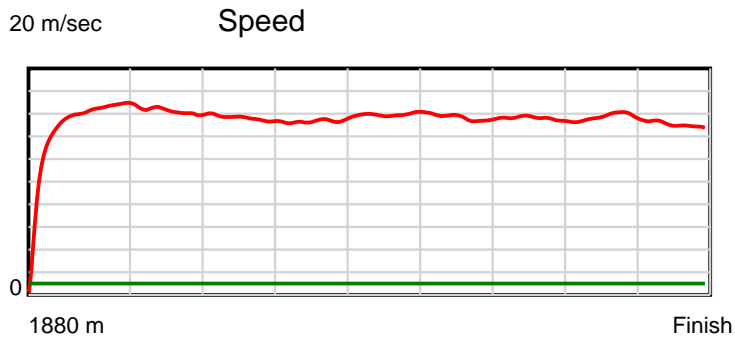
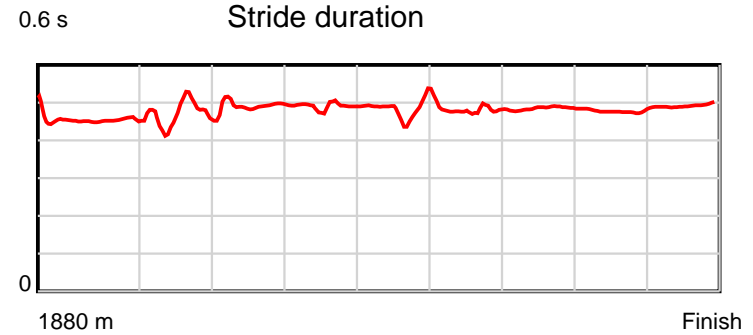
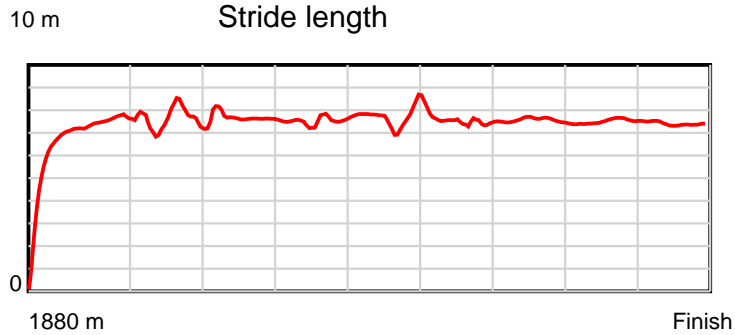
Disclaimer.

Tasracing Pty Ltd and Thoroughbred Ratings Pty Ltd accepts no responsibility for the completeness or accuracy of any of the information contained herein, and makes no representations about its suitability for any particular purpose. Users should make their own judgements about those matters and/or seek independent advice. You assume all risks associated with use of the data provided on this page.

Race Results

December 09, 2012, Race 4, MDN/CL1-SW, Distance 1880m, Spreyton - Offset 0m

Result	TAB no.	Horse (Barrier)	1880 to	1800m to	1600m to	1400m to	1200m to	1000m to	800m to	600m to	400m to	200m to	Total or	Margin
6th	6	Hat Rock (9)	1800m	1600m	1400m	1200m	1000m	800m	600m	400m	200m	WP	Average	
		Position in running (margin)	-	5(2.4)	5(4.8)	5(4.8)	5(3.9)	5(4.1)	4(1.7)	6(2.9)	6(4.0)	6(3.0)		3.90
		Sectional time (s)	8.01	12.01	12.17	13.01	12.96	12.39	12.80	13.01	12.56	13.27		
		Cumulative time (s)	122.19	114.18	102.18	90.00	76.99	64.03	51.64	38.85	25.83	13.27	2:02.18	
		Speed (m/s)	9.99	16.65	16.43	15.37	15.43	16.14	15.62	15.37	15.92	15.07	15.39	
		Stride length (m)	4.90	7.46	7.40	7.42	7.30	7.70	7.22	7.45	7.61	7.42	7.28	
		Stride duration (s)	0.469	0.448	0.451	0.483	0.473	0.477	0.462	0.485	0.478	0.493	0.473	
		Stride efficiency (%)	37.53	87.07	85.67	86.03	83.31	92.64	81.44	86.64	90.44	86.11	82.83	
		Stride count	16.32	26.79	27.01	26.95	27.39	25.97	27.70	26.86	26.29	26.94	258.22	



Note: Horizontal distance axis grid lines are 200m furlongs.

Disclaimer.

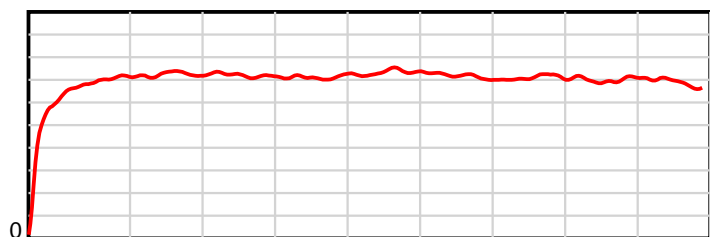
Tasracing Pty Ltd and Thoroughbred Ratings Pty Ltd accepts no responsibility for the completeness or accuracy of any of the information contained herein, and makes no representations about its suitability for any particular purpose. Users should make their own judgements about those matters and/or seek independent advice. You assume all risks associated with use of the data provided on this page.

Race Results

December 09, 2012, Race 4, MDN/CL1-SW, Distance 1880m, Spreyton - Offset 0m

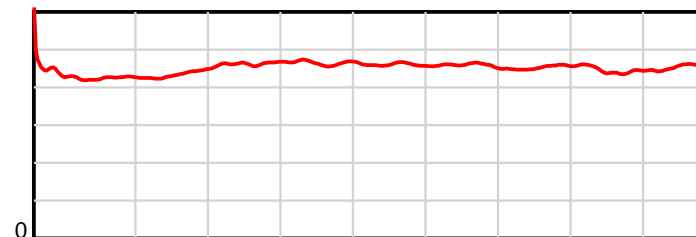
Result	TAB no.	Horse (Barrier)	1880 to	1800m to	1600m to	1400m to	1200m to	1000m to	800m to	600m to	400m to	200m to	Total or	Margin
7th	10	Sh'bourne Tame... (11)	1800m	1600m	1400m	1200m	1000m	800m	600m	400m	200m	WP	Average	
		Position in running (margin)	-	9(7.1)	9(9.3)	8(6.8)	7(5.2)	8(6.3)	6(3.1)	9(4.7)	7(4.9)	8(4.8)		4.30
		Sectional time (s)	8.70	11.99	11.74	12.90	13.12	12.26	12.87	12.85	12.70	13.14		
		Cumulative time (s)	122.27	113.57	101.58	89.83	76.93	63.81	51.56	38.69	25.84	13.14	2:02.26	
		Speed (m/s)	9.20	16.68	17.04	15.50	15.24	16.31	15.54	15.56	15.75	15.22	15.38	
		Stride length (m)	4.21	7.09	7.38	7.16	7.09	7.52	7.14	7.04	7.03	6.90	6.94	
		Stride duration (s)	0.438	0.425	0.433	0.462	0.465	0.461	0.459	0.452	0.446	0.454	0.451	
		Stride efficiency (%)	27.66	78.52	85.12	80.09	78.50	88.37	79.62	77.41	77.16	74.50	75.24	
		Stride count	19.01	28.21	27.10	27.94	28.22	26.59	28.02	28.42	28.46	28.97	270.94	

10 m Stride length



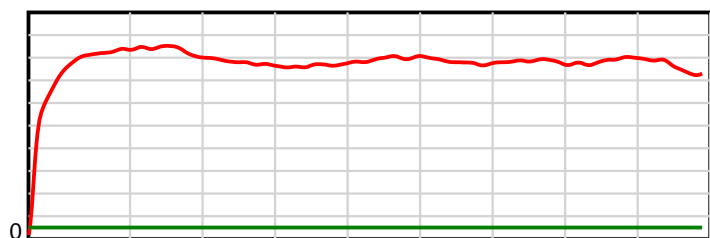
1880 m Finish

0.6 s Stride duration



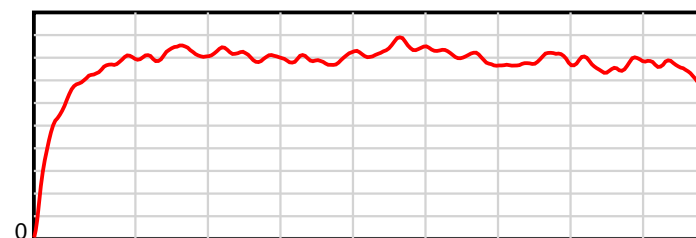
1880 m Finish

20 m/sec Speed



1880 m Finish

100 % Stride efficiency



1880 m Finish

Note: Horizontal distance axis grid lines are 200m furlongs.

Disclaimer.

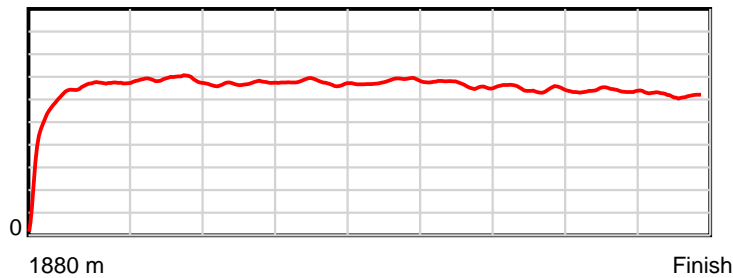
Tasracing Pty Ltd and Thoroughbred Ratings Pty Ltd accepts no responsibility for the completeness or accuracy of any of the information contained herein, and makes no representations about its suitability for any particular purpose. Users should make their own judgements about those matters and/or seek independent advice. You assume all risks associated with use of the data provided on this page.

Race Results

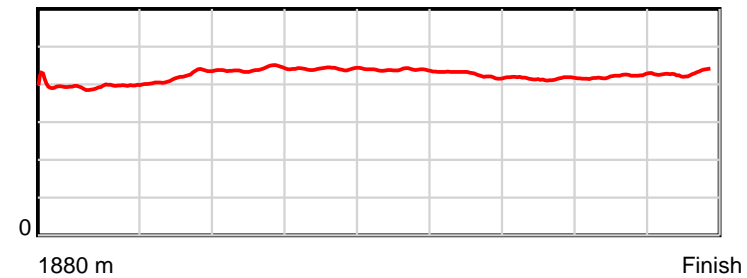
December 09, 2012, Race 4, MDN/CL1-SW, Distance 1880m, Spreyton - Offset 0m

Result	TAB no.	Horse (Barrier)	1880 to	1800m to	1600m to	1400m to	1200m to	1000m to	800m to	600m to	400m to	200m to	Total or	Margin
8th	9	Section (3)	1800m	1600m	1400m	1200m	1000m	800m	600m	400m	200m	WP	Average	
		Position in running (margin)	-	2(0.4)	2(1.0)	1(0.0)	1(0.0)	1(0.0)	2(0.0)	2(1.0)	1(0.0)	5(2.5)		4.80
		Sectional time (s)	7.49	11.70	12.01	13.16	12.93	12.80	12.77	12.66	13.14	13.73		
		Cumulative time (s)	122.37	114.88	103.18	91.17	78.01	65.08	52.28	39.52	26.86	13.73	2:02.37	
		Speed (m/s)	10.68	17.09	16.65	15.20	15.47	15.62	15.66	15.80	15.22	14.57	15.36	
		Stride length (m)	4.28	6.74	6.98	6.68	6.82	6.86	6.69	6.57	6.39	6.27	6.51	
		Stride duration (s)	0.393	0.394	0.419	0.440	0.441	0.439	0.427	0.416	0.420	0.431	0.424	
		Stride efficiency (%)	28.62	71.01	76.13	69.80	72.68	73.63	69.90	67.48	63.85	61.53	66.18	
		Stride count	18.69	29.67	28.65	29.92	29.33	29.14	29.90	30.43	31.29	31.87	288.89	

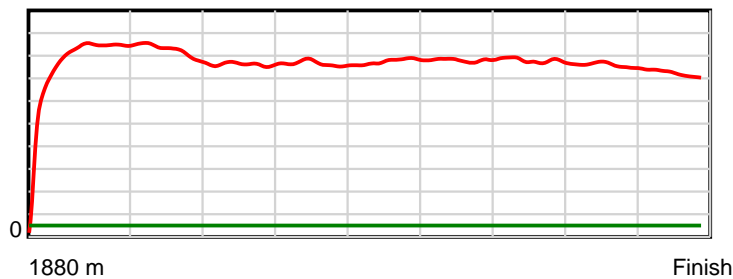
10 m Stride length



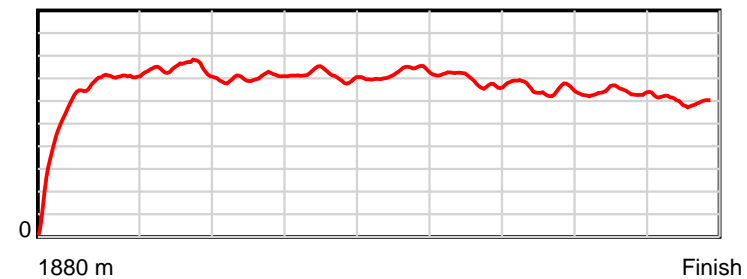
0.6 s Stride duration



20 m/sec Speed



100 % Stride efficiency



Note: Horizontal distance axis grid lines are 200m furlongs.

Disclaimer.

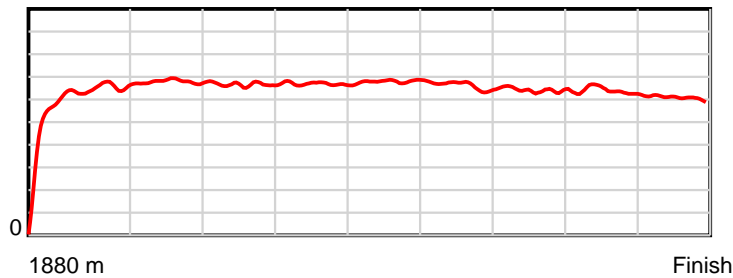
Tasracing Pty Ltd and Thoroughbred Ratings Pty Ltd accepts no responsibility for the completeness or accuracy of any of the information contained herein, and makes no representations about its suitability for any particular purpose. Users should make their own judgements about those matters and/or seek independent advice. You assume all risks associated with use of the data provided on this page.

Race Results

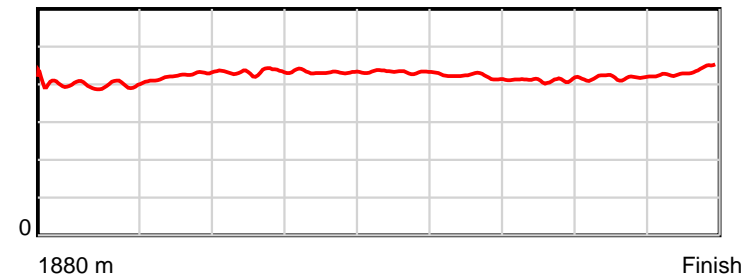
December 09, 2012, Race 4, MDN/CL1-SW, Distance 1880m, Spreyton - Offset 0m

Result	TAB no.	Horse (Barrier)	1880 to	1800m to	1600m to	1400m to	1200m to	1000m to	800m to	600m to	400m to	200m to	Total or	Margin
9th	8	Charismax (7)	1800m	1600m	1400m	1200m	1000m	800m	600m	400m	200m	WP	Average	
		Position in running (margin)	-	3(1.3)	4(4.2)	6(5.0)	6(4.9)	6(5.4)	9(4.1)	8(4.7)	10(6.0)	9(7.7)		13.30
		Sectional time (s)	7.93	12.10	12.29	13.15	13.02	12.58	12.70	13.05	13.00	14.24		
		Cumulative time (s)	124.06	116.13	104.03	91.73	78.59	65.57	52.99	40.30	27.25	14.24	2:04.06	
		Speed (m/s)	10.08	16.53	16.27	15.21	15.36	15.90	15.75	15.33	15.38	14.04	15.15	
		Stride length (m)	4.34	6.58	6.88	6.58	6.65	6.88	6.65	6.28	6.41	6.11	6.41	
		Stride duration (s)	0.405	0.398	0.423	0.433	0.433	0.433	0.422	0.410	0.417	0.435	0.423	
		Stride efficiency (%)	29.45	67.69	73.90	67.67	69.13	73.93	69.15	61.67	64.18	58.37	64.21	
		Stride count	18.43	30.39	29.08	30.39	30.07	29.08	30.07	31.84	31.21	32.72	293.28	

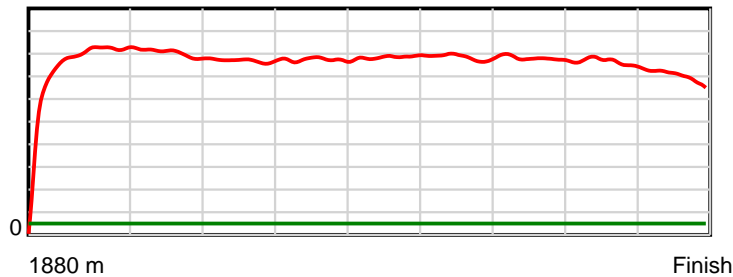
10 m Stride length



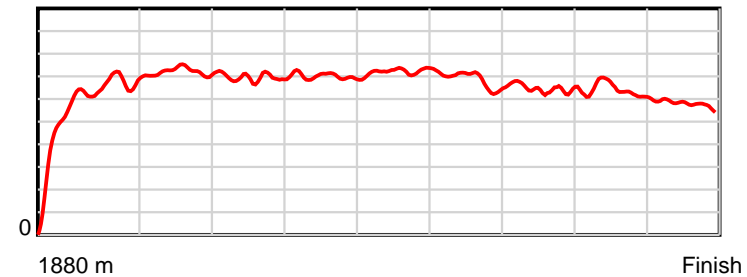
0.6 s Stride duration



20 m/sec Speed



100 % Stride efficiency



Note: Horizontal distance axis grid lines are 200m furlongs.

Disclaimer.

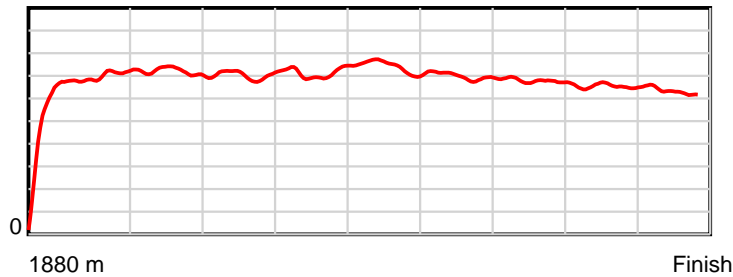
Tasracing Pty Ltd and Thoroughbred Ratings Pty Ltd accepts no responsibility for the completeness or accuracy of any of the information contained herein, and makes no representations about its suitability for any particular purpose. Users should make their own judgements about those matters and/or seek independent advice. You assume all risks associated with use of the data provided on this page.

Race Results

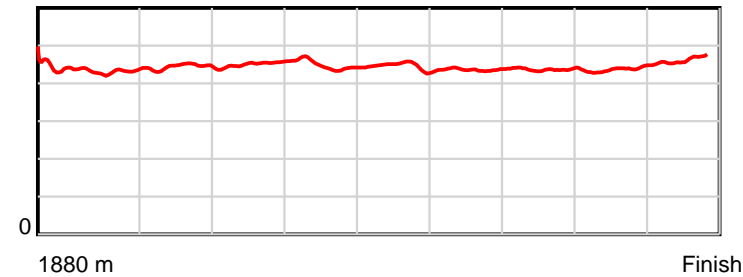
December 09, 2012, Race 4, MDN/CL1-SW, Distance 1880m, Spreyton - Offset 0m

Result	TAB no.	Horse (Barrier)	1880 to	1800m to	1600m to	1400m to	1200m to	1000m to	800m to	600m to	400m to	200m to	Total or	Margin
10th	11	Pilates (10)	1800m	1600m	1400m	1200m	1000m	800m	600m	400m	200m	WP	Average	
		Position in running (margin)	-	11(10.4)	11(11.9)	11(11.8)	11(10.6)	11(9.7)	8(3.9)	7(3.0)	8(5.4)	10(8.0)		14.90
		Sectional time (s)	9.58	11.86	12.16	12.95	12.78	11.83	12.47	13.21	13.16	14.40		
		Cumulative time (s)	124.39	114.81	102.96	90.79	77.84	65.06	53.23	40.77	27.56	14.40	2:04.39	
		Speed (m/s)	8.35	16.86	16.45	15.44	15.65	16.91	16.04	15.14	15.20	13.89	15.11	
		Stride length (m)	4.12	7.28	7.28	6.92	7.04	7.57	6.97	6.61	6.62	6.41	6.75	
		Stride duration (s)	0.452	0.432	0.443	0.448	0.450	0.448	0.434	0.437	0.436	0.461	0.447	
		Stride efficiency (%)	26.46	82.91	82.89	74.94	77.52	89.53	75.92	68.29	68.57	64.22	71.26	
		Stride count	19.44	27.46	27.46	28.88	28.40	26.42	28.69	30.25	30.19	31.20	278.39	

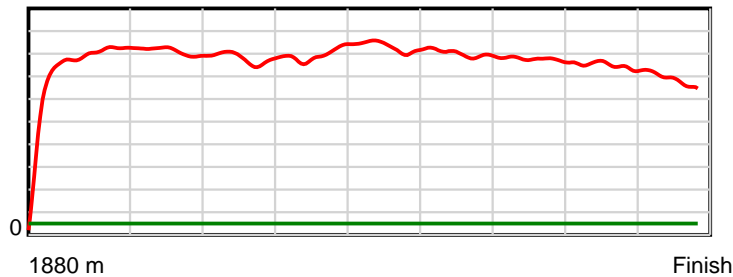
10 m Stride length



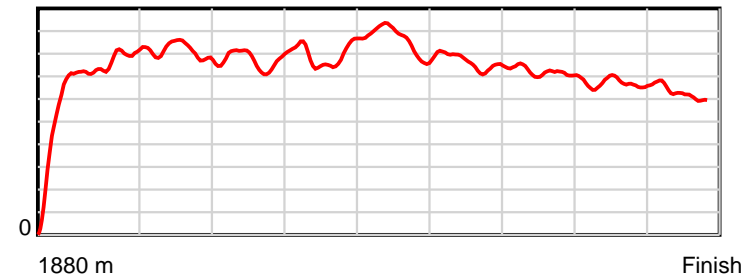
0.6 s Stride duration



20 m/sec Speed



100 % Stride efficiency



Note: Horizontal distance axis grid lines are 200m furlongs.

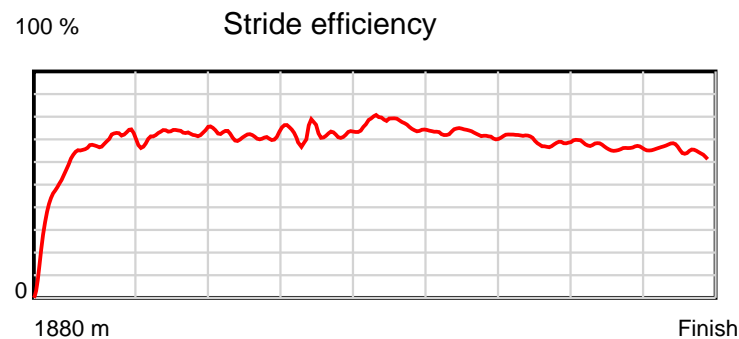
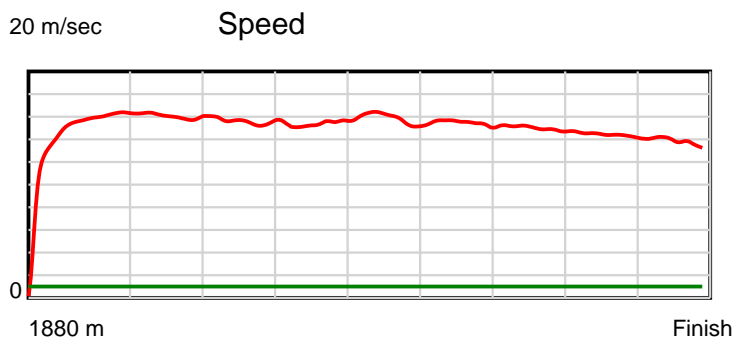
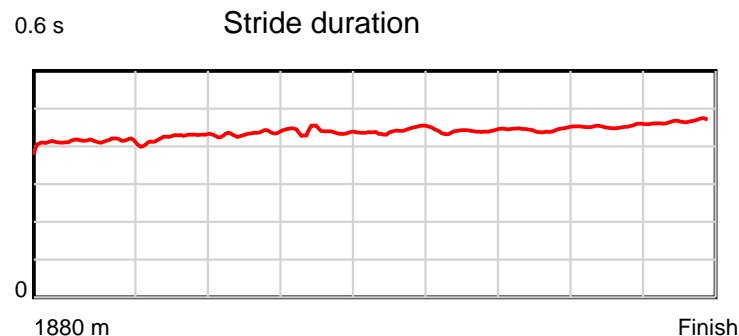
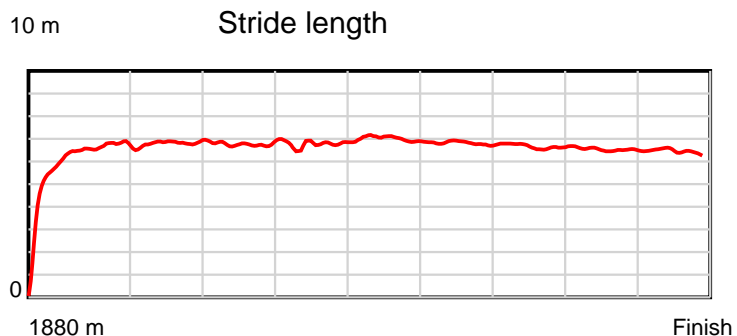
Disclaimer.

Tasracing Pty Ltd and Thoroughbred Ratings Pty Ltd accepts no responsibility for the completeness or accuracy of any of the information contained herein, and makes no representations about its suitability for any particular purpose. Users should make their own judgements about those matters and/or seek independent advice. You assume all risks associated with use of the data provided on this page.

Race Results

December 09, 2012, Race 4, MDN/CL1-SW, Distance 1880m, Spreyton - Offset 0m

Result	TAB no.	Horse (Barrier)	1880 to	1800m to	1600m to	1400m to	1200m to	1000m to	800m to	600m to	400m to	200m to	Total or	Margin
11th	7	Midnight Actio... (5)	1800m	1600m	1400m	1200m	1000m	800m	600m	400m	200m	WP	Average	
		Position in running (margin)	-	7(4.8)	8(7.8)	9(8.2)	10(7.4)	10(8.9)	11(6.5)	11(8.4)	11(12.9)	11(19.0)		25.30
		Sectional time (s)	9.15	12.11	12.24	13.02	13.18	12.39	12.91	13.58	13.73	14.21		
		Cumulative time (s)	126.54	117.39	105.28	93.04	80.02	66.83	54.44	41.53	27.94	14.21	2:06.54	
		Speed (m/s)	8.74	16.52	16.34	15.36	15.17	16.14	15.49	14.73	14.57	14.07	14.86	
		Stride length (m)	3.96	6.86	6.89	6.65	6.53	7.10	6.82	6.54	6.59	6.56	6.53	
		Stride duration (s)	0.399	0.416	0.421	0.433	0.430	0.440	0.441	0.444	0.453	0.466	0.439	
		Stride efficiency (%)	24.51	73.61	74.09	69.14	66.54	78.82	72.73	66.86	67.95	67.29	66.60	
		Stride count	20.20	29.14	29.05	30.07	30.65	28.16	29.32	30.58	30.33	30.48	287.98	



Note: Horizontal distance axis grid lines are 200m furlongs.

Disclaimer.

Tasracing Pty Ltd and Thoroughbred Ratings Pty Ltd accepts no responsibility for the completeness or accuracy of any of the information contained herein, and makes no representations about its suitability for any particular purpose. Users should make their own judgements about those matters and/or seek independent advice. You assume all risks associated with use of the data provided on this page.