



## Race Results

Devonport Racing Club, Devonport Synthetic, December 09, 2012

Compilation date: December 10, 2012, 9:09:16 AM (EST)

Copyright © 2012 Tasracing Pty Ltd. All rights reserved.

### Trademarks.

StrideMASTER is a registered trademark of Thoroughbred Ratings Pty Ltd.

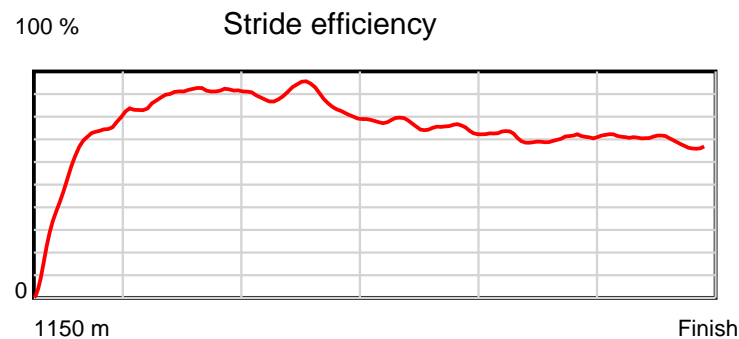
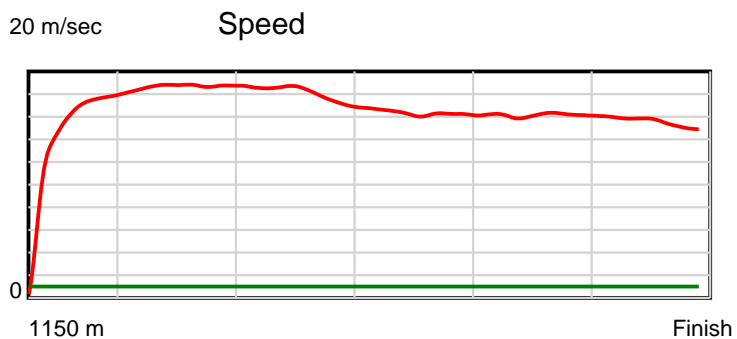
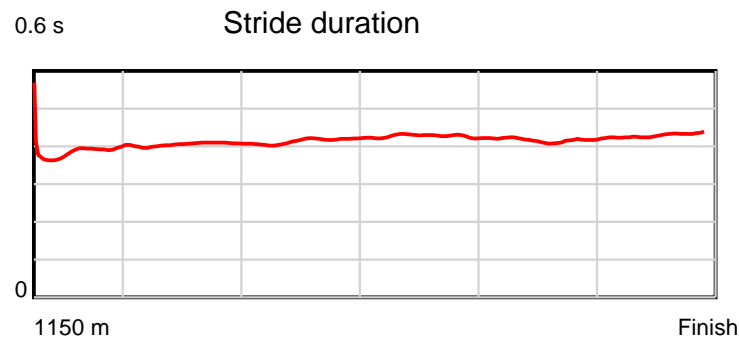
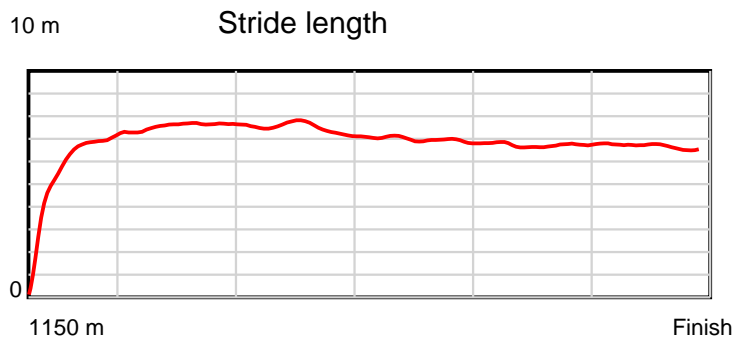
### Disclaimer.

Tasracing Pty Ltd and Thoroughbred Ratings Pty Ltd accepts no responsibility for the completeness or accuracy of any of the information contained herein, and makes no representations about its suitability for any particular purpose. Users should make their own judgements about those matters and/or seek independent advice. You assume all risks associated with use of the data provided on this page.

# Race Results

December 09, 2012, Race 3, MDN-SW, Distance 1150m, Spreyton - Offset 0m

Result	TAB no.	Horse (Barrier)	1150 to	1000m to	800m to	600m to	400m to	200m to	Total or	Margin
1st	1	Difrent (4)	1000m	800m	600m	400m	200m	WP	Average	
		Position in running (margin)	-	1(0.0)	1(0.0)	1(0.0)	1(0.0)	1(0.0)		0.00
		Sectional time (s)	11.22	10.41	11.20	12.27	12.24	12.75		
		Cumulative time (s)	70.09	58.87	48.46	37.26	24.99	12.75	1:10.09	
		Speed (m/s)	13.37	19.21	17.86	16.30	16.34	15.69	16.41	
		Stride length (m)	5.31	7.78	7.39	6.96	6.80	6.74	6.81	
		Stride duration (s)	0.394	0.405	0.414	0.427	0.416	0.430	0.415	
		Stride efficiency (%)	44.02	94.53	85.35	75.64	72.35	71.02	72.50	
		Stride count	28.26	25.71	27.06	28.75	29.39	29.67	168.84	



Note: Horizontal distance axis grid lines are 200m furlongs.

**Disclaimer.**

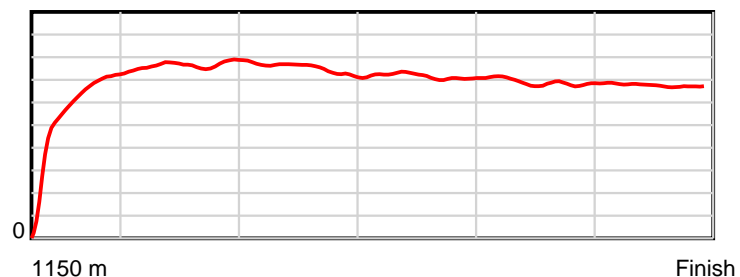
Tasracing Pty Ltd and Thoroughbred Ratings Pty Ltd accepts no responsibility for the completeness or accuracy of any of the information contained herein, and makes no representations about its suitability for any particular purpose. Users should make their own judgements about those matters and/or seek independent advice. You assume all risks associated with use of the data provided on this page.

# Race Results

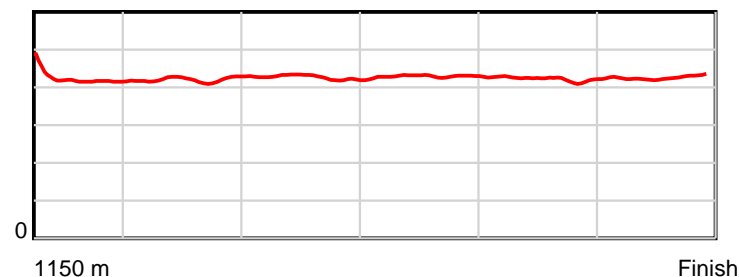
December 09, 2012, Race 3, MDN-SW, Distance 1150m, Spreyton - Offset 0m

Result	TAB no.	Horse (Barrier)	1150 to	1000m to	800m to	600m to	400m to	200m to	Total or	Margin
2nd	13	<b>Evil Intent (8)</b>	<b>1000m</b>	<b>800m</b>	<b>600m</b>	<b>400m</b>	<b>200m</b>	<b>WP</b>	<b>Average</b>	
		Position in running (margin)	-	8(3.6)	10(5.3)	10(6.7)	7(6.6)	4(6.5)		4.60
		Sectional time (s)	11.84	10.70	11.43	12.26	12.22	12.49		
		Cumulative time (s)	70.94	59.10	48.40	36.97	24.71	12.49	1:10.93	
		Speed (m/s)	12.67	18.69	17.50	16.31	16.37	16.01	16.21	
		Stride length (m)	5.41	7.86	7.46	7.00	6.89	6.85	6.90	
		Stride duration (s)	0.426	0.420	0.426	0.429	0.421	0.428	0.425	
		Stride efficiency (%)	45.79	96.47	87.01	76.65	74.14	73.28	74.31	
		Stride count	27.71	25.45	26.80	28.56	29.04	29.21	166.77	

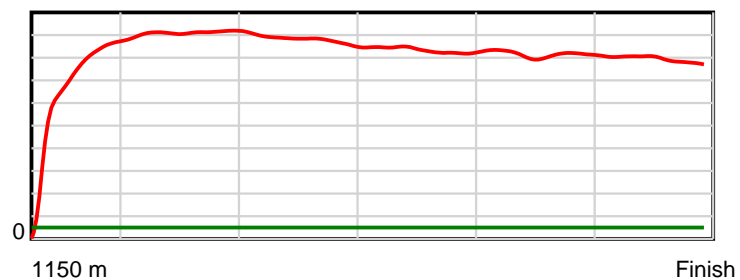
10 m Stride length



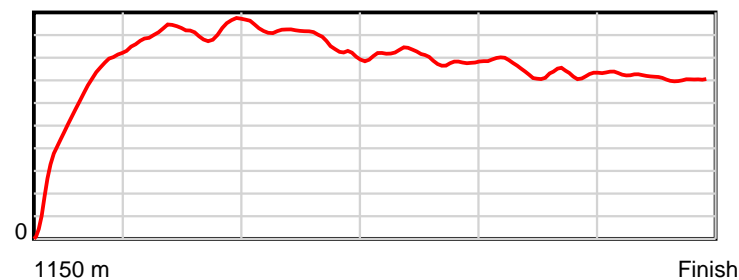
0.6 s Stride duration



20 m/sec Speed



100 % Stride efficiency



Note: Horizontal distance axis grid lines are 200m furlongs.

## Disclaimer.

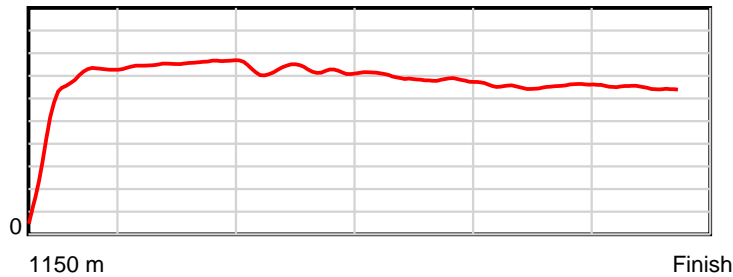
Tasracing Pty Ltd and Thoroughbred Ratings Pty Ltd accepts no responsibility for the completeness or accuracy of any of the information contained herein, and makes no representations about its suitability for any particular purpose. Users should make their own judgements about those matters and/or seek independent advice. You assume all risks associated with use of the data provided on this page.

# Race Results

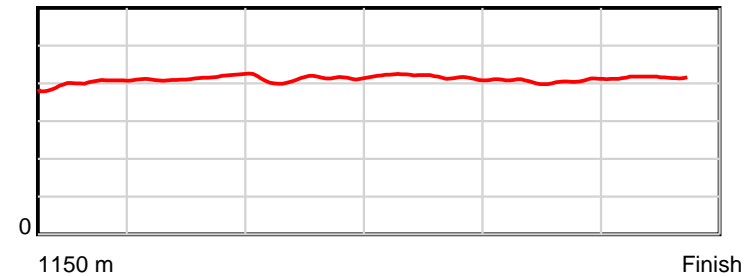
December 09, 2012, Race 3, MDN-SW, Distance 1150m, Spreyton - Offset 0m

Result	TAB no.	Horse (Barrier)	1150 to	1000m to	800m to	600m to	400m to	200m to	Total or	Margin
3rd	14	Moral Persuasi... (2)	1000m	800m	600m	400m	200m	WP	Average	
		Position in running (margin)	-	10(4.3)	9(4.8)	6(4.2)	5(5.4)	2(5.2)		5.00
		Sectional time (s)	12.07	10.49	11.10	12.46	12.22	12.68		
		Cumulative time (s)	71.02	58.95	48.46	37.36	24.90	12.68	1:11.01	
		Speed (m/s)	12.43	19.07	18.02	16.05	16.37	15.77	16.19	
		Stride length (m)	5.02	7.85	7.44	6.71	6.64	6.56	6.66	
		Stride duration (s)	0.393	0.412	0.413	0.418	0.405	0.416	0.411	
		Stride efficiency (%)	39.37	96.24	86.56	70.29	68.87	67.24	69.31	
		Stride count	29.88	25.48	26.87	29.82	30.13	30.49	172.67	

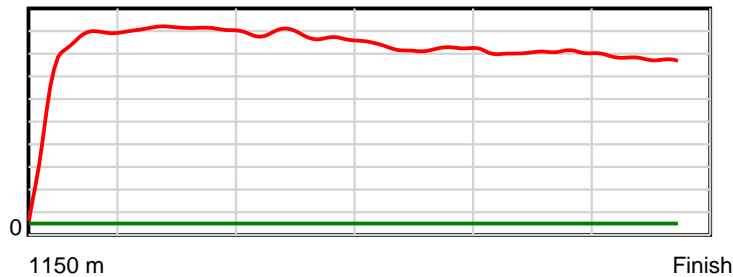
10 m Stride length



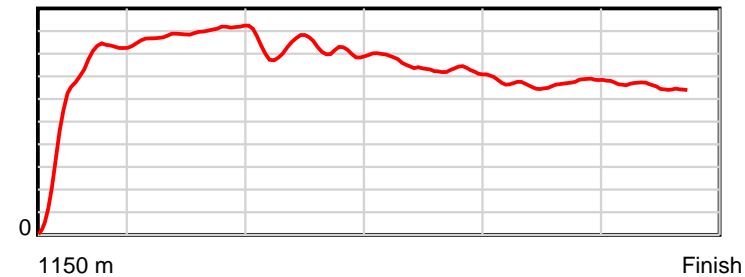
0.6 s Stride duration



20 m/sec Speed



100 % Stride efficiency



Note: Horizontal distance axis grid lines are 200m furlongs.

## Disclaimer.

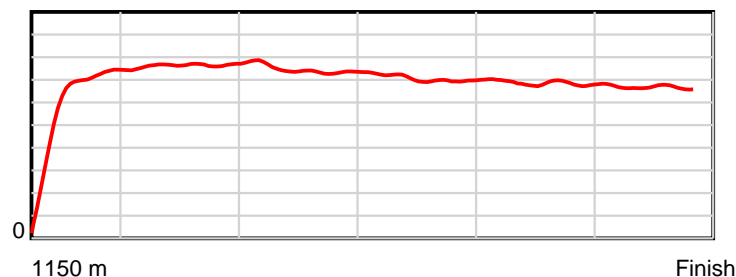
Tasracing Pty Ltd and Thoroughbred Ratings Pty Ltd accepts no responsibility for the completeness or accuracy of any of the information contained herein, and makes no representations about its suitability for any particular purpose. Users should make their own judgements about those matters and/or seek independent advice. You assume all risks associated with use of the data provided on this page.

# Race Results

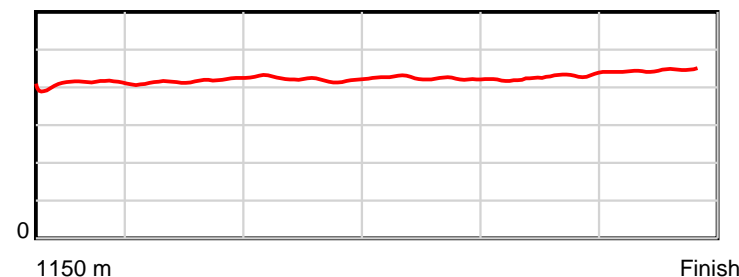
December 09, 2012, Race 3, MDN-SW, Distance 1150m, Spreyton - Offset 0m

Result	TAB no.	Horse (Barrier)	1150 to	1000m to	800m to	600m to	400m to	200m to	Total or	Margin
4th	2	<b>General Gee Ge... (5)</b>	<b>1000m</b>	<b>800m</b>	<b>600m</b>	<b>400m</b>	<b>200m</b>	<b>WP</b>	<b>Average</b>	
		Position in running (margin)	-	7(3.0)	6(3.8)	7(4.3)	6(5.6)	6(7.0)		8.90
		Sectional time (s)	11.79	10.54	11.28	12.50	12.47	13.18		
		Cumulative time (s)	71.76	59.97	49.43	38.15	25.65	13.18	1:11.76	
		Speed (m/s)	12.73	18.98	17.73	16.00	16.04	15.17	16.03	
		Stride length (m)	5.32	7.87	7.48	6.79	6.81	6.75	6.81	
		Stride duration (s)	0.414	0.415	0.422	0.424	0.424	0.445	0.425	
		Stride efficiency (%)	44.25	96.68	87.41	72.05	72.48	71.20	72.52	
		Stride count	28.19	25.43	26.74	29.45	29.37	29.63	168.81	

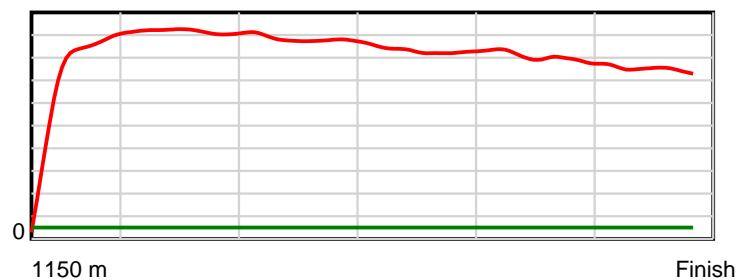
10 m Stride length



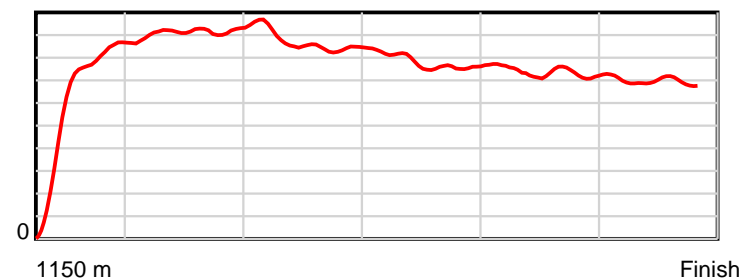
0.6 s Stride duration



20 m/sec Speed



100 % Stride efficiency



Note: Horizontal distance axis grid lines are 200m furlongs.

## Disclaimer.

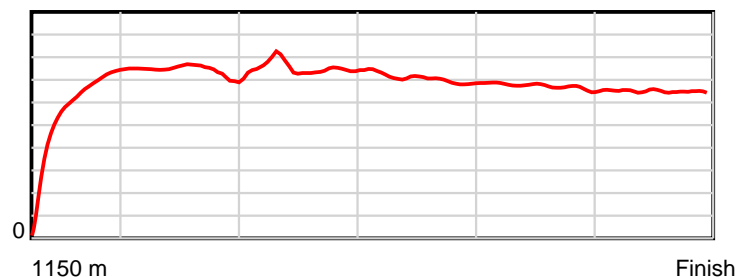
Tasracing Pty Ltd and Thoroughbred Ratings Pty Ltd accepts no responsibility for the completeness or accuracy of any of the information contained herein, and makes no representations about its suitability for any particular purpose. Users should make their own judgements about those matters and/or seek independent advice. You assume all risks associated with use of the data provided on this page.

# Race Results

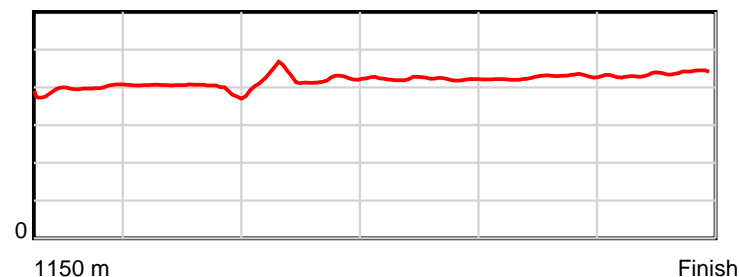
December 09, 2012, Race 3, MDN-SW, Distance 1150m, Spreyton - Offset 0m

Result	TAB no.	Horse (Barrier)	1150 to	1000m to	800m to	600m to	400m to	200m to	Total or	Margin
5th	4	Frogmoor Mal (6)	1000m	800m	600m	400m	200m	WP	Average	
		Position in running (margin)	-	3(0.9)	2(1.5)	3(2.4)	3(3.0)	3(5.2)		9.10
		Sectional time (s)	11.54	10.51	11.36	12.37	12.61	13.41		
		Cumulative time (s)	71.79	60.25	49.74	38.39	26.02	13.41	1:11.79	
		Speed (m/s)	12.99	19.03	17.61	16.17	15.86	14.91	16.02	
		Stride length (m)	5.17	7.49	7.43	6.82	6.76	6.49	6.67	
		Stride duration (s)	0.392	0.394	0.422	0.422	0.426	0.435	0.417	
		Stride efficiency (%)	41.82	87.77	86.17	72.62	71.47	65.90	69.59	
		Stride count	29.00	26.69	26.93	29.34	29.57	30.80	172.33	

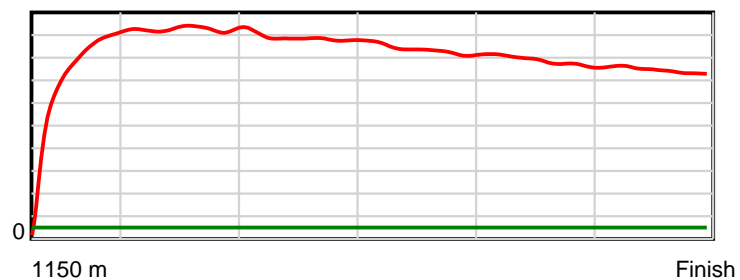
10 m Stride length



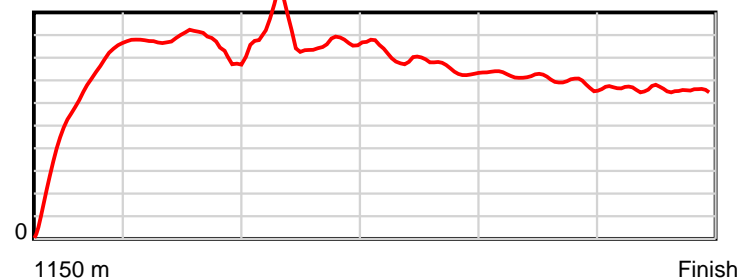
0.6 s Stride duration



20 m/sec Speed



100 % Stride efficiency



Note: Horizontal distance axis grid lines are 200m furlongs.

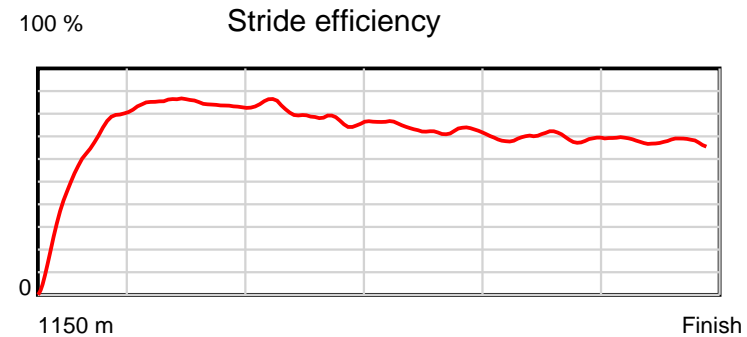
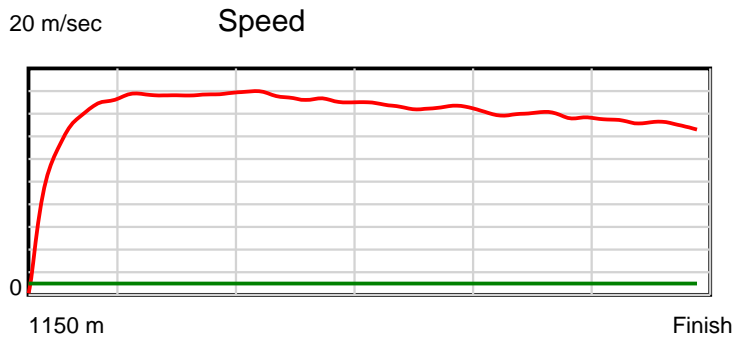
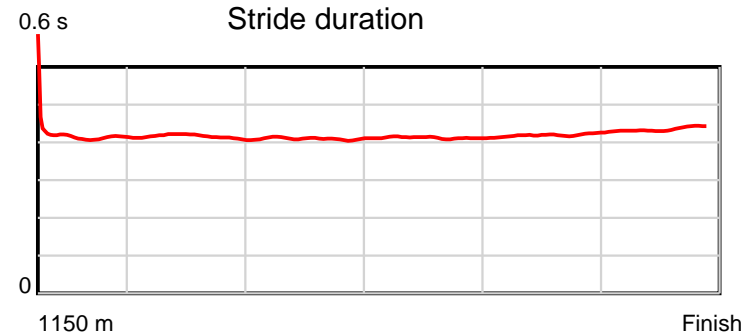
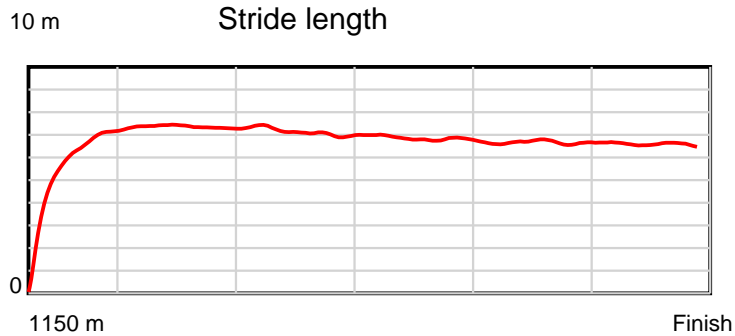
## Disclaimer.

Tasracing Pty Ltd and Thoroughbred Ratings Pty Ltd accepts no responsibility for the completeness or accuracy of any of the information contained herein, and makes no representations about its suitability for any particular purpose. Users should make their own judgements about those matters and/or seek independent advice. You assume all risks associated with use of the data provided on this page.

# Race Results

December 09, 2012, Race 3, MDN-SW, Distance 1150m, Spreyton - Offset 0m

Result	TAB no.	Horse (Barrier)	1150 to	1000m to	800m to	600m to	400m to	200m to	Total or	Margin
6th	6	<b>Gee Gee's Lass (11)</b>	<b>1000m</b>	<b>800m</b>	<b>600m</b>	<b>400m</b>	<b>200m</b>	<b>WP</b>	<b>Average</b>	
		Position in running (margin)	-	12(4.9)	12(7.6)	13(8.9)	11(8.2)	8(9.6)		11.00
		Sectional time (s)	12.12	10.87	11.40	12.17	12.46	13.13		
		Cumulative time (s)	72.16	60.04	49.17	37.76	25.60	13.13	1:12.15	
		Speed (m/s)	12.38	18.40	17.54	16.43	16.05	15.23	15.94	
		Stride length (m)	5.20	7.64	7.18	6.78	6.71	6.62	6.67	
		Stride duration (s)	0.411	0.416	0.409	0.412	0.418	0.435	0.419	
		Stride efficiency (%)	42.28	91.28	80.47	71.74	70.43	68.57	69.55	
		Stride count	28.84	26.17	27.87	29.52	29.79	30.19	172.38	



Note: Horizontal distance axis grid lines are 200m furlongs.

**Disclaimer.**

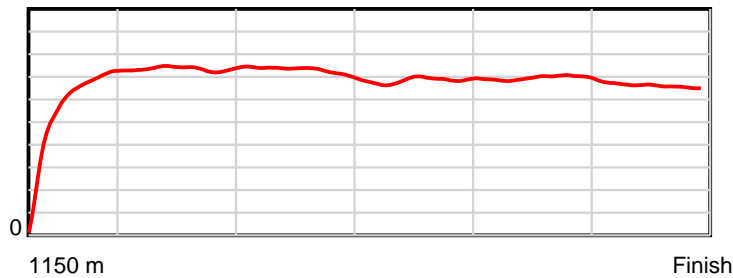
Tasracing Pty Ltd and Thoroughbred Ratings Pty Ltd accepts no responsibility for the completeness or accuracy of any of the information contained herein, and makes no representations about its suitability for any particular purpose. Users should make their own judgements about those matters and/or seek independent advice. You assume all risks associated with use of the data provided on this page.

# Race Results

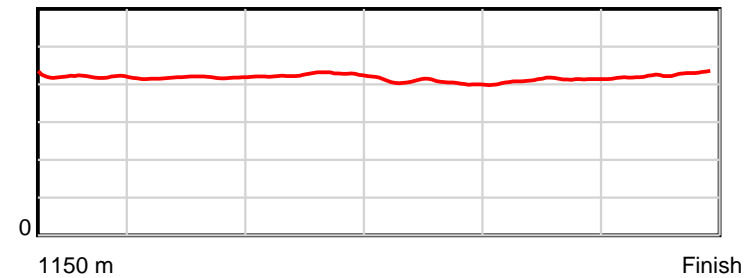
December 09, 2012, Race 3, MDN-SW, Distance 1150m, Spreyton - Offset 0m

Result	TAB no.	Horse (Barrier)	1150 to	1000m to	800m to	600m to	400m to	200m to	Total or	Margin
7th	9	Sad But True (3)	1000m	800m	600m	400m	200m	WP	Average	
		Position in running (margin)	-	11(4.5)	14(8.5)	14(11.6)	14(12.7)	9(10.0)		11.20
		Sectional time (s)	12.34	11.08	11.71	12.47	11.79	12.81		
		Cumulative time (s)	72.20	59.86	48.78	37.07	24.60	12.81	1:12.20	
		Speed (m/s)	12.16	18.05	17.08	16.04	16.96	15.61	15.93	
		Stride length (m)	5.37	7.53	7.26	6.55	6.96	6.64	6.71	
		Stride duration (s)	0.424	0.417	0.425	0.408	0.410	0.425	0.421	
		Stride efficiency (%)	44.99	88.72	82.44	67.02	75.72	68.81	70.30	
		Stride count	27.96	26.54	27.54	30.54	28.73	30.14	171.45	

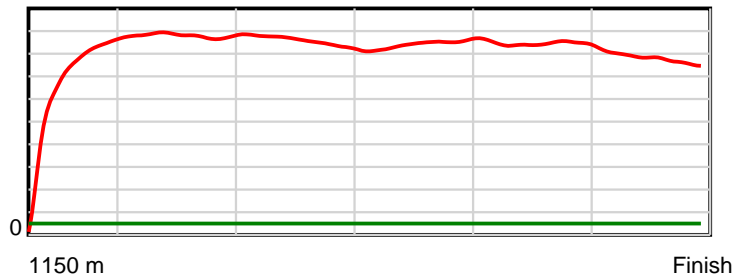
10 m Stride length



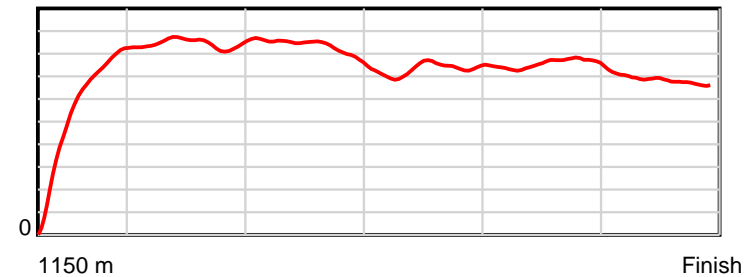
0.6 s Stride duration



20 m/sec Speed



100 % Stride efficiency



Note: Horizontal distance axis grid lines are 200m furlongs.

## Disclaimer.

Tasracing Pty Ltd and Thoroughbred Ratings Pty Ltd accepts no responsibility for the completeness or accuracy of any of the information contained herein, and makes no representations about its suitability for any particular purpose. Users should make their own judgements about those matters and/or seek independent advice. You assume all risks associated with use of the data provided on this page.

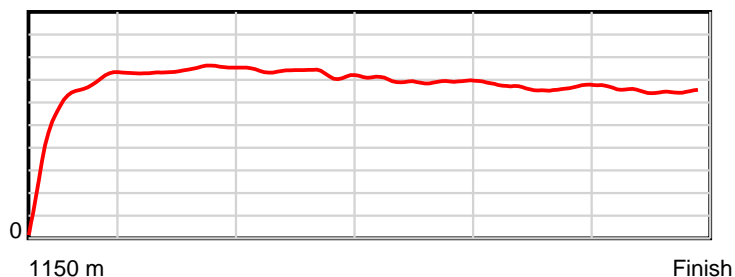


# Race Results

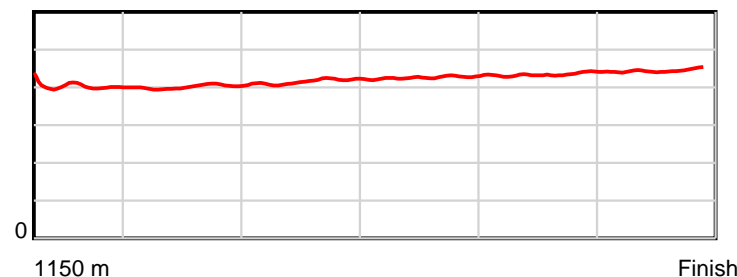
December 09, 2012, Race 3, MDN-SW, Distance 1150m, Spreyton - Offset 0m

Result	TAB no.	Horse (Barrier)	1150 to	1000m to	800m to	600m to	400m to	200m to	Total or	Margin
8th	12	Yackety Sax (1)	1000m	800m	600m	400m	200m	WP	Average	
		Position in running (margin)	-	2(0.8)	5(2.0)	4(2.7)	4(3.3)	5(6.5)		12.20
		Sectional time (s)	11.73	10.61	11.31	12.37	12.78	13.60		
		Cumulative time (s)	72.39	60.66	50.06	38.75	26.38	13.60	1:12.39	
		Speed (m/s)	12.78	18.85	17.68	16.17	15.65	14.71	15.89	
		Stride length (m)	5.31	7.56	7.33	6.87	6.78	6.54	6.72	
		Stride duration (s)	0.404	0.401	0.415	0.425	0.433	0.445	0.423	
		Stride efficiency (%)	44.00	89.43	84.02	73.86	71.93	66.91	70.57	
		Stride count	28.27	26.44	27.28	29.09	29.48	30.57	171.13	

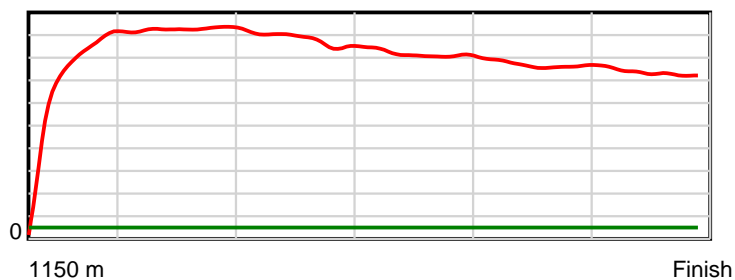
10 m Stride length



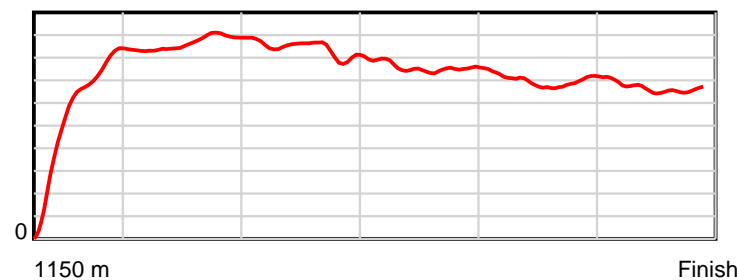
0.6 s Stride duration



20 m/sec Speed



100 % Stride efficiency



Note: Horizontal distance axis grid lines are 200m furlongs.

## Disclaimer.

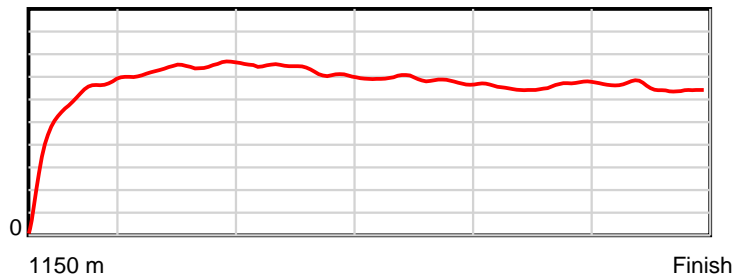
Tasracing Pty Ltd and Thoroughbred Ratings Pty Ltd accepts no responsibility for the completeness or accuracy of any of the information contained herein, and makes no representations about its suitability for any particular purpose. Users should make their own judgements about those matters and/or seek independent advice. You assume all risks associated with use of the data provided on this page.

# Race Results

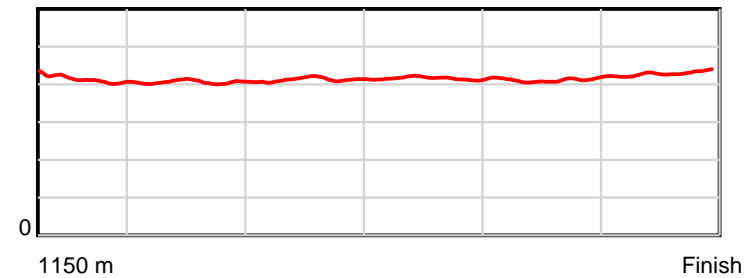
December 09, 2012, Race 3, MDN-SW, Distance 1150m, Spreyton - Offset 0m

Result	TAB no.	Horse (Barrier)	1150 to	1000m to	800m to	600m to	400m to	200m to	Total or	Margin
9th	10	<b>Sheza Gee Gee (9)</b>	<b>1000m</b>	<b>800m</b>	<b>600m</b>	<b>400m</b>	<b>200m</b>	<b>WP</b>	<b>Average</b>	
		Position in running (margin)	-	9(4.1)	11(6.8)	12(8.8)	13(10.6)	11(11.5)		13.50
		Sectional time (s)	12.28	10.85	11.53	12.56	12.39	13.03		
		Cumulative time (s)	72.65	60.37	49.52	37.99	25.42	13.03	1:12.65	
		Speed (m/s)	12.22	18.43	17.35	15.92	16.14	15.35	15.83	
		Stride length (m)	5.23	7.48	7.14	6.61	6.63	6.60	6.60	
		Stride duration (s)	0.414	0.406	0.412	0.415	0.411	0.430	0.417	
		Stride efficiency (%)	42.82	87.36	79.60	68.29	68.79	67.98	68.16	
		Stride count	28.65	26.75	28.02	30.25	30.14	30.32	174.13	

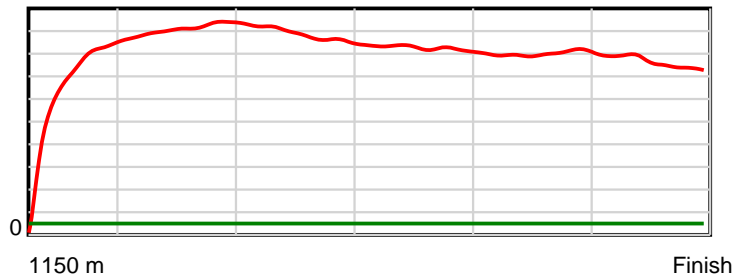
10 m Stride length



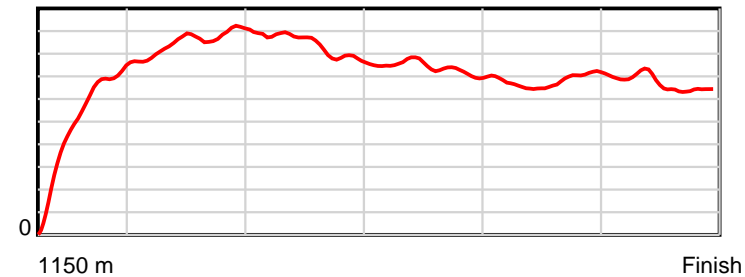
0.6 s Stride duration



20 m/sec Speed



100 % Stride efficiency



Note: Horizontal distance axis grid lines are 200m furlongs.

## Disclaimer.

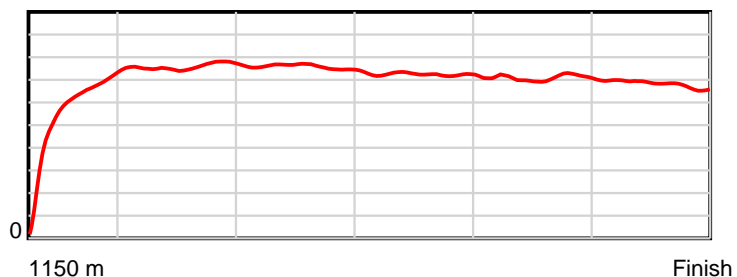
Tasracing Pty Ltd and Thoroughbred Ratings Pty Ltd accepts no responsibility for the completeness or accuracy of any of the information contained herein, and makes no representations about its suitability for any particular purpose. Users should make their own judgements about those matters and/or seek independent advice. You assume all risks associated with use of the data provided on this page.

# Race Results

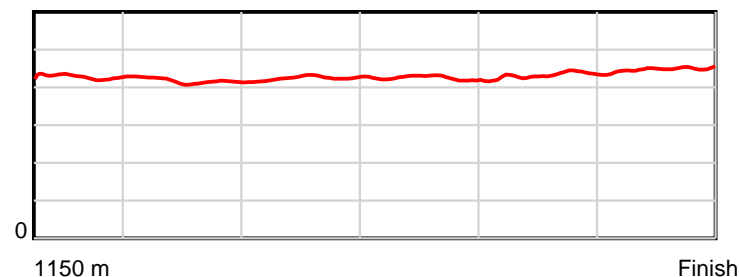
December 09, 2012, Race 3, MDN-SW, Distance 1150m, Spreyton - Offset 0m

Result	TAB no.	Horse (Barrier)	1150 to	1000m to	800m to	600m to	400m to	200m to	Total or	Margin
10th	7	<b>Hermanos Amour (13)</b>	<b>1000m</b>	<b>800m</b>	<b>600m</b>	<b>400m</b>	<b>200m</b>	<b>WP</b>	<b>Average</b>	
		Position in running (margin)	-	13(6.1)	13(7.7)	11(7.9)	12(8.3)	10(10.6)		14.00
		Sectional time (s)	12.69	10.69	11.24	12.33	12.63	13.19		
		Cumulative time (s)	72.75	60.06	49.38	38.14	25.82	13.19	1:12.75	
		Speed (m/s)	11.82	18.71	17.79	16.22	15.84	15.16	15.81	
		Stride length (m)	5.22	7.81	7.54	6.89	6.82	6.82	6.82	
		Stride duration (s)	0.424	0.417	0.424	0.425	0.431	0.449	0.432	
		Stride efficiency (%)	42.60	95.33	88.87	74.26	72.75	72.58	72.76	
		Stride count	28.73	25.61	26.52	29.01	29.31	29.35	168.53	

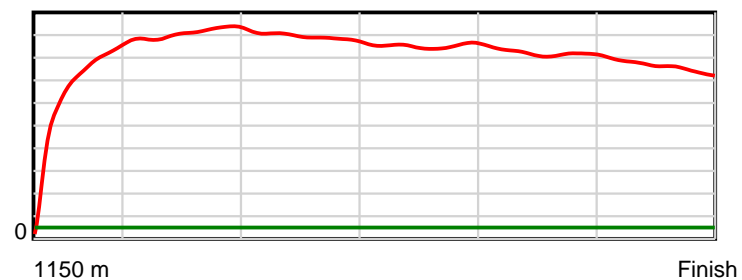
10 m Stride length



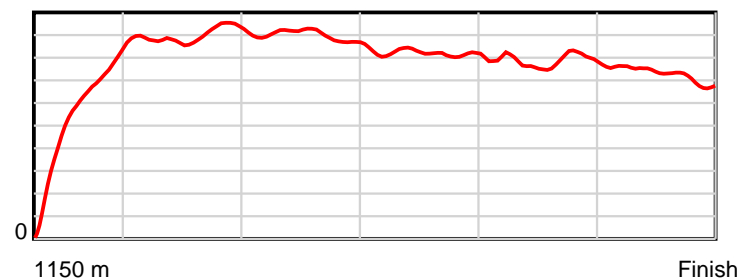
0.6 s Stride duration



20 m/sec Speed



100 % Stride efficiency



Note: Horizontal distance axis grid lines are 200m furlongs.

## Disclaimer.

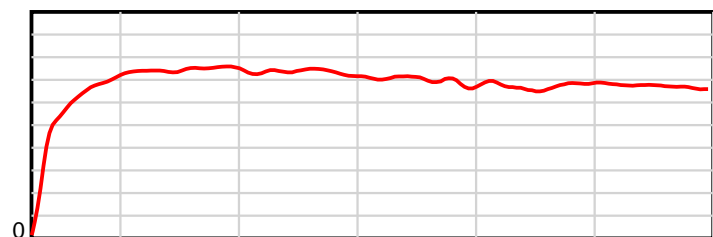
Tasracing Pty Ltd and Thoroughbred Ratings Pty Ltd accepts no responsibility for the completeness or accuracy of any of the information contained herein, and makes no representations about its suitability for any particular purpose. Users should make their own judgements about those matters and/or seek independent advice. You assume all risks associated with use of the data provided on this page.

# Race Results

December 09, 2012, Race 3, MDN-SW, Distance 1150m, Spreyton - Offset 0m

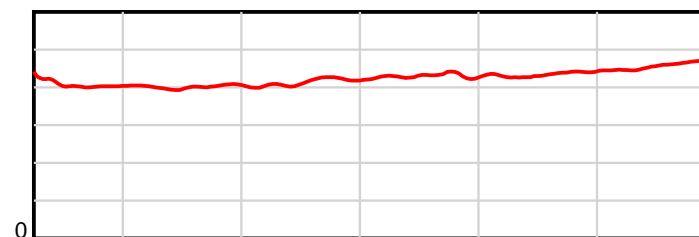
Result	TAB no.	Horse (Barrier)	1150 to	1000m to	800m to	600m to	400m to	200m to	Total or	Margin
11th	11	<b>Usain Dancer (14)</b>	<b>1000m</b>	<b>800m</b>	<b>600m</b>	<b>400m</b>	<b>200m</b>	<b>WP</b>	<b>Average</b>	
		Position in running (margin)	-	6(2.7)	7(3.8)	8(4.4)	9(6.9)	12(11.5)		16.80
		Sectional time (s)	12.10	10.60	11.28	12.69	13.01	13.61		
		Cumulative time (s)	73.30	61.20	50.60	39.31	26.62	13.61	1:13.29	
		Speed (m/s)	12.39	18.87	17.73	15.76	15.37	14.70	15.69	
		Stride length (m)	5.20	7.59	7.31	6.76	6.68	6.73	6.70	
		Stride duration (s)	0.412	0.402	0.413	0.429	0.434	0.458	0.427	
		Stride efficiency (%)	42.33	89.92	83.56	71.51	69.66	70.86	70.06	
		Stride count	28.82	26.37	27.35	29.56	29.95	29.70	171.75	

10 m Stride length



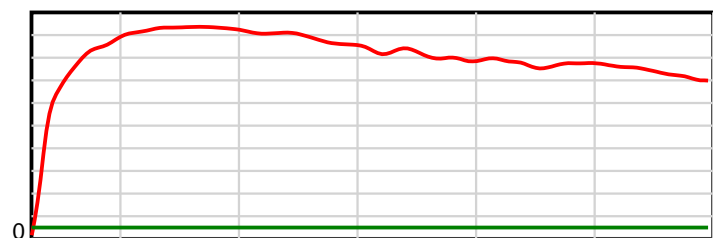
1150 m Finish

0.6 s Stride duration



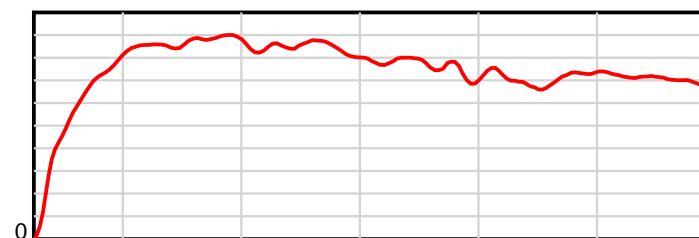
1150 m Finish

20 m/sec Speed



1150 m Finish

100 % Stride efficiency



1150 m Finish

Note: Horizontal distance axis grid lines are 200m furlongs.

## Disclaimer.

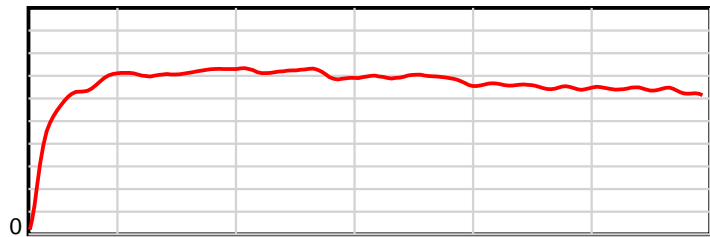
Tasracing Pty Ltd and Thoroughbred Ratings Pty Ltd accepts no responsibility for the completeness or accuracy of any of the information contained herein, and makes no representations about its suitability for any particular purpose. Users should make their own judgements about those matters and/or seek independent advice. You assume all risks associated with use of the data provided on this page.

# Race Results

December 09, 2012, Race 3, MDN-SW, Distance 1150m, Spreyton - Offset 0m

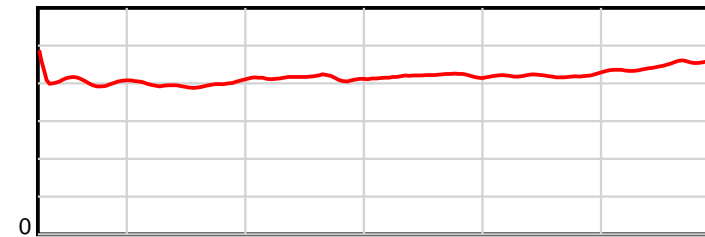
Result	TAB no.	Horse (Barrier)	1150 to	1000m to	800m to	600m to	400m to	200m to	Total or	Margin
12th	5	Ever So Innoce... (7)	1000m	800m	600m	400m	200m	WP	Average	
		Position in running (margin)	-	5(2.4)	8(4.7)	9(6.2)	10(7.8)	13(11.5)		19.20
		Sectional time (s)	12.09	10.79	11.45	12.53	12.87	14.06		
		Cumulative time (s)	73.79	61.70	50.91	39.46	26.93	14.06	1:13.79	
		Speed (m/s)	12.41	18.54	17.47	15.96	15.54	14.22	15.59	
		Stride length (m)	5.33	7.35	7.24	6.68	6.53	6.36	6.57	
		Stride duration (s)	0.412	0.397	0.415	0.419	0.420	0.447	0.422	
		Stride efficiency (%)	44.41	84.44	82.00	69.80	66.69	63.23	67.53	
		Stride count	28.14	27.21	27.61	29.92	30.62	31.44	174.94	

10 m Stride length



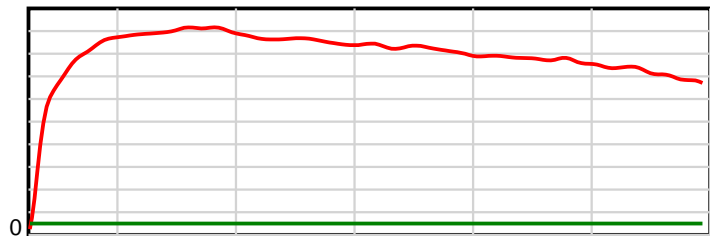
1150 m Finish

0.6 s Stride duration



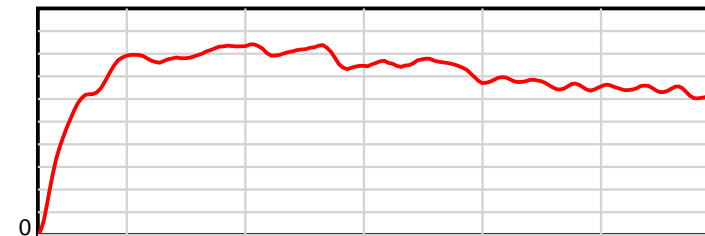
1150 m Finish

20 m/sec Speed



1150 m Finish

100 % Stride efficiency



1150 m Finish

Note: Horizontal distance axis grid lines are 200m furlongs.

## Disclaimer.

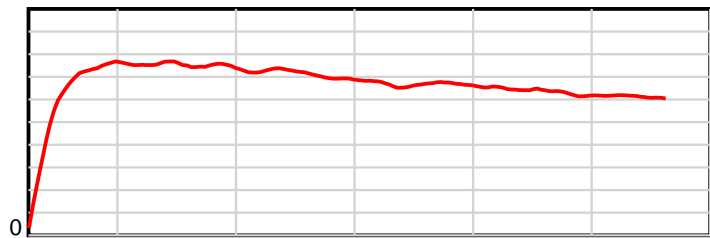
Tasracing Pty Ltd and Thoroughbred Ratings Pty Ltd accepts no responsibility for the completeness or accuracy of any of the information contained herein, and makes no representations about its suitability for any particular purpose. Users should make their own judgements about those matters and/or seek independent advice. You assume all risks associated with use of the data provided on this page.

# Race Results

December 09, 2012, Race 3, MDN-SW, Distance 1150m, Spreyton - Offset 0m

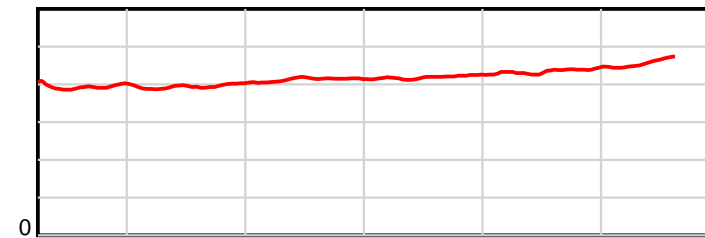
Result	TAB no.	Horse (Barrier)	1150 to	1000m to	800m to	600m to	400m to	200m to	Total or	Margin
13th	8	Kissaway (12)	1000m	800m	600m	400m	200m	WP	Average	
		Position in running (margin)	-	14(8.7)	3(1.8)	2(1.2)	2(2.5)	7(8.0)		19.70
		Sectional time (s)	13.23	9.27	11.10	12.48	13.16	14.65		
		Cumulative time (s)	73.89	60.66	51.39	40.29	27.81	14.65	1:13.89	
		Speed (m/s)	11.34	21.57	18.02	16.03	15.20	13.65	15.56	
		Stride length (m)	5.65	8.46	7.35	6.67	6.51	6.18	6.75	
		Stride duration (s)	0.472	0.392	0.408	0.416	0.428	0.453	0.433	
		Stride efficiency (%)	49.95	111.76	84.49	69.43	66.25	59.67	71.12	
		Stride count	26.53	23.65	27.20	30.00	30.72	32.37	170.47	

10 m Stride length



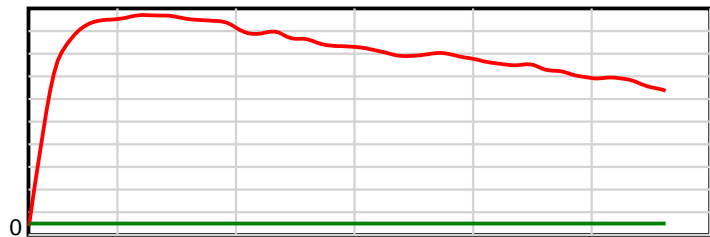
1150 m Finish

0.6 s Stride duration



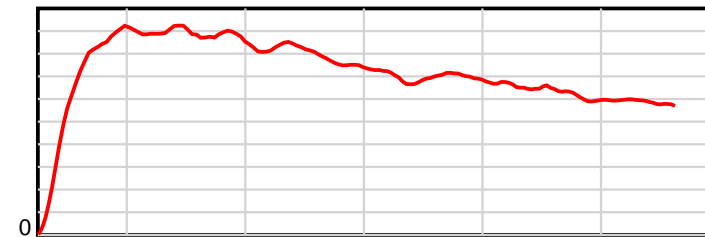
1150 m Finish

20 m/sec Speed



1150 m Finish

100 % Stride efficiency



1150 m Finish

Note: Horizontal distance axis grid lines are 200m furlongs.

## Disclaimer.

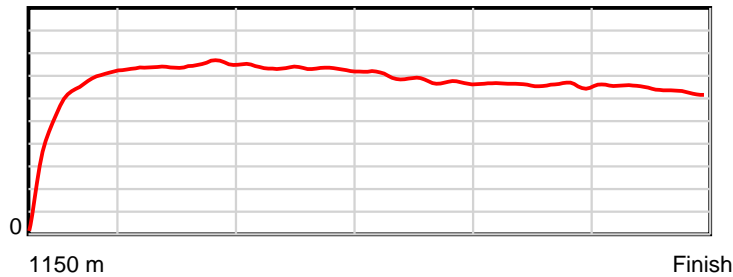
Tasracing Pty Ltd and Thoroughbred Ratings Pty Ltd accepts no responsibility for the completeness or accuracy of any of the information contained herein, and makes no representations about its suitability for any particular purpose. Users should make their own judgements about those matters and/or seek independent advice. You assume all risks associated with use of the data provided on this page.

# Race Results

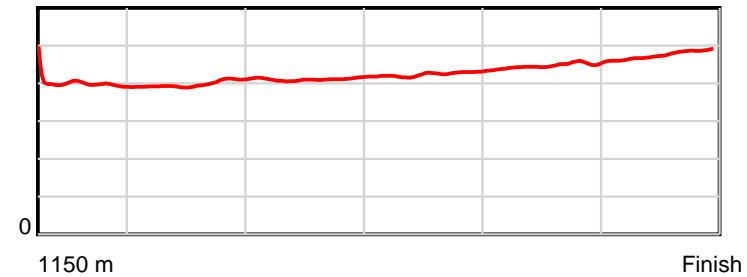
December 09, 2012, Race 3, MDN-SW, Distance 1150m, Spreyton - Offset 0m

Result	TAB no.	Horse (Barrier)	1150 to	1000m to	800m to	600m to	400m to	200m to	Total or	Margin
14th	3	<b>Eastern Moon (10)</b>	<b>1000m</b>	<b>800m</b>	<b>600m</b>	<b>400m</b>	<b>200m</b>	<b>WP</b>	<b>Average</b>	
		Position in running (margin)	-	4(1.9)	4(1.9)	5(2.7)	8(6.9)	14(15.0)		27.70
		Sectional time (s)	12.37	10.41	11.34	12.97	13.59	14.87		
		Cumulative time (s)	75.55	63.18	52.77	41.43	28.46	14.87	1:15.54	
		Speed (m/s)	12.13	19.21	17.64	15.42	14.72	13.45	15.22	
		Stride length (m)	5.40	7.63	7.24	6.54	6.58	6.42	6.62	
		Stride duration (s)	0.412	0.397	0.411	0.424	0.447	0.477	0.435	
		Stride efficiency (%)	45.65	90.90	81.96	66.87	67.68	64.34	68.48	
		Stride count	27.75	26.22	27.62	30.57	30.39	31.17	173.72	

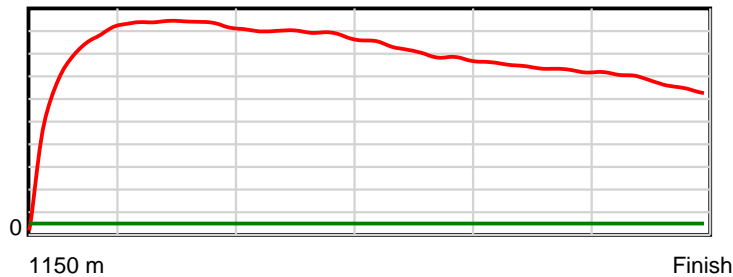
10 m Stride length



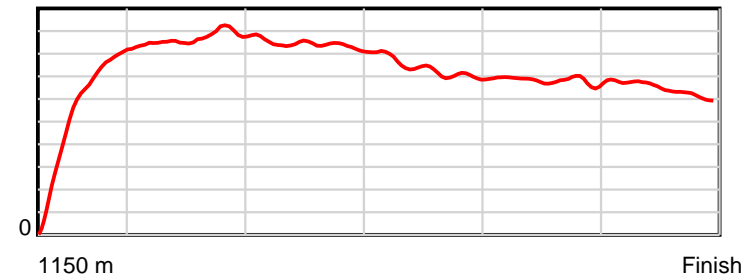
0.6 s Stride duration



20 m/sec Speed



100 % Stride efficiency



Note: Horizontal distance axis grid lines are 200m furlongs.

**Disclaimer.**

Tasracing Pty Ltd and Thoroughbred Ratings Pty Ltd accepts no responsibility for the completeness or accuracy of any of the information contained herein, and makes no representations about its suitability for any particular purpose. Users should make their own judgements about those matters and/or seek independent advice. You assume all risks associated with use of the data provided on this page.