



## Race Results

Tasmanian Turf Club, Launceston, December 12, 2012

Compilation date: December 13, 2012, 11:01:56 AM (EST)

Copyright © 2012 Tasracing Pty Ltd. All rights reserved.

### Trademarks.

StrideMASTER is a registered trademark of Thoroughbred Ratings Pty Ltd.

### Disclaimer.

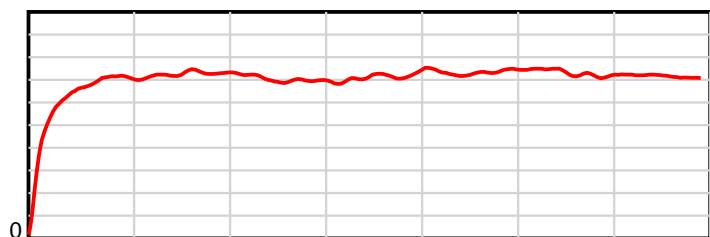
Tasracing Pty Ltd and Thoroughbred Ratings Pty Ltd accepts no responsibility for the completeness or accuracy of any of the information contained herein, and makes no representations about its suitability for any particular purpose. Users should make their own judgements about those matters and/or seek independent advice. You assume all risks associated with use of the data provided on this page.

# Race Results

December 12, 2012, Race 3, CL1, Distance 1420m, Mowbray - Offset 9m

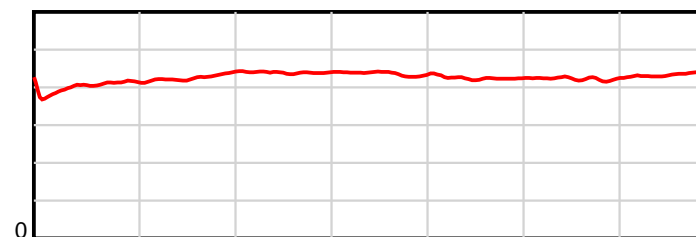
Result	TAB no.	Horse (Barrier)	1420 to	1400m to	1200m to	1000m to	800m to	600m to	400m to	200m to	Total or	Margin
1st	11	<b>Twilight Belle (4)</b>	<b>1400m</b>	<b>1200m</b>	<b>1000m</b>	<b>800m</b>	<b>600m</b>	<b>400m</b>	<b>200m</b>	<b>WP</b>	<b>Average</b>	
		Position in running (margin)	-	5(1.4)	1(0.0)	1(0.0)	1(0.0)	1(0.0)	1(0.0)	1(0.0)		0.00
		Sectional time (s)	4.59	11.57	11.41	12.36	12.22	11.49	11.48	12.11		
		Cumulative time (s)	87.24	82.65	71.07	59.66	47.30	35.08	23.59	12.11	1:27.23	
		Speed (m/s)	4.36	17.29	17.53	16.18	16.37	17.41	17.42	16.52	16.28	
		Stride length (m)	2.00	7.00	7.47	7.10	7.15	7.39	7.37	7.16	6.97	
		Stride duration (s)	0.396	0.405	0.426	0.439	0.437	0.425	0.423	0.433	0.428	
		Stride efficiency (%)	6.23	76.56	87.21	78.86	79.85	85.30	84.77	80.03	75.98	
		Stride count	10.01	28.57	26.77	28.15	27.98	27.07	27.15	27.95	203.65	

10 m Stride length



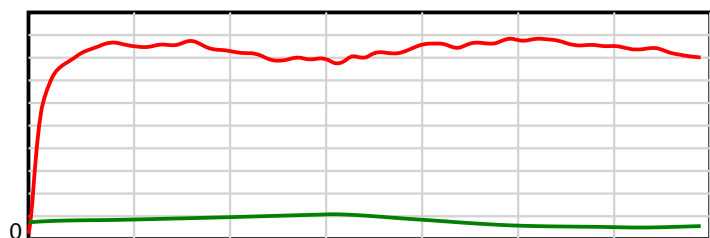
1420 m Finish

0.6 s Stride duration



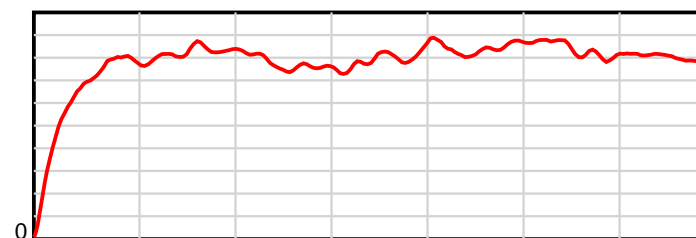
1420 m Finish

20 m/sec Speed



1420 m Finish

100 % Stride efficiency



1420 m Finish

Note: Horizontal distance axis grid lines are 200m furlongs.

## Disclaimer.

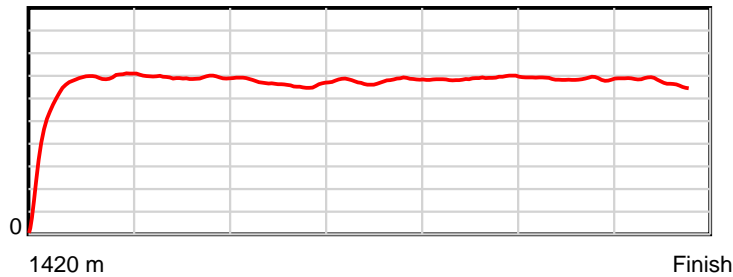
Tasracing Pty Ltd and Thoroughbred Ratings Pty Ltd accepts no responsibility for the completeness or accuracy of any of the information contained herein, and makes no representations about its suitability for any particular purpose. Users should make their own judgements about those matters and/or seek independent advice. You assume all risks associated with use of the data provided on this page.

# Race Results

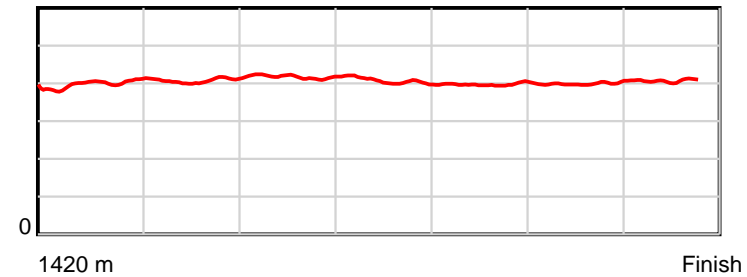
December 12, 2012, Race 3, CL1, Distance 1420m, Mowbray - Offset 9m

Result	TAB no.	Horse (Barrier)	1420 to	1400m to	1200m to	1000m to	800m to	600m to	400m to	200m to	Total or	Margin
2nd	10	<b>Conviction (5)</b>	<b>1400m</b>	<b>1200m</b>	<b>1000m</b>	<b>800m</b>	<b>600m</b>	<b>400m</b>	<b>200m</b>	<b>WP</b>	<b>Average</b>	
		Position in running (margin)	-	14(10.6)	8(3.0)	3(1.3)	2(0.6)	2(1.3)	2(0.6)	2(0.9)		0.20
		Sectional time (s)	6.05	10.54	11.13	12.26	12.33	11.38	11.53	12.07		
		Cumulative time (s)	87.28	81.23	70.69	59.56	47.31	34.97	23.59	12.07	1:27.28	
		Speed (m/s)	3.31	18.98	17.97	16.31	16.22	17.57	17.35	16.57	16.27	
		Stride length (m)	1.50	7.55	7.32	6.79	6.64	6.96	6.92	6.74	6.64	
		Stride duration (s)	0.411	0.398	0.407	0.416	0.410	0.396	0.399	0.407	0.408	
		Stride efficiency (%)	3.52	89.16	83.68	72.02	68.94	75.68	74.89	71.02	68.80	
		Stride count	13.32	26.48	27.33	29.46	30.11	28.74	28.89	29.67	214.00	

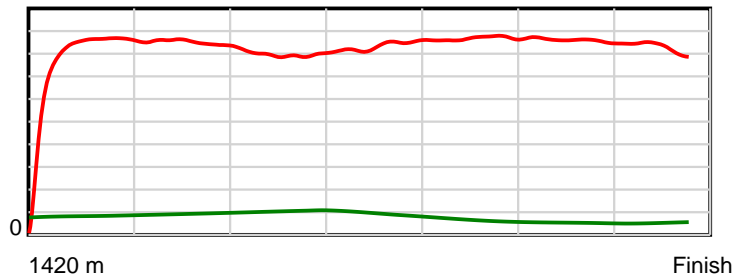
10 m Stride length



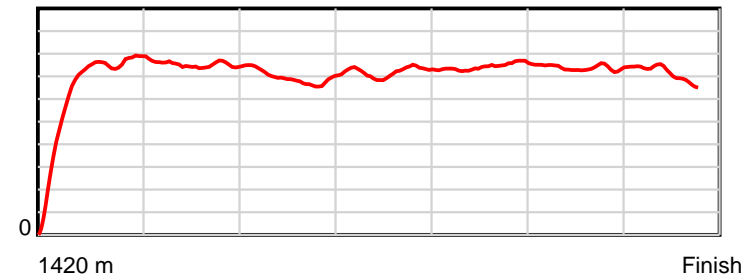
0.6 s Stride duration



20 m/sec Speed



100 % Stride efficiency



Note: Horizontal distance axis grid lines are 200m furlongs.

**Disclaimer.**

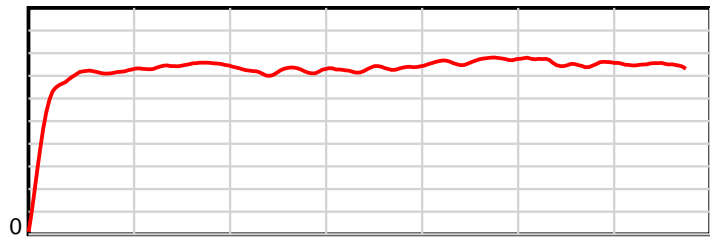
Tasracing Pty Ltd and Thoroughbred Ratings Pty Ltd accepts no responsibility for the completeness or accuracy of any of the information contained herein, and makes no representations about its suitability for any particular purpose. Users should make their own judgements about those matters and/or seek independent advice. You assume all risks associated with use of the data provided on this page.

# Race Results

December 12, 2012, Race 3, CL1, Distance 1420m, Mowbray - Offset 9m

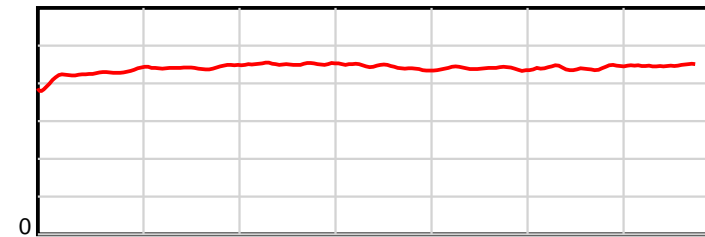
Result	TAB no.	Horse (Barrier)	1420 to	1400m to	1200m to	1000m to	800m to	600m to	400m to	200m to	Total or	Margin
3rd	12	Josies Gee Gee (3)	1400m	1200m	1000m	800m	600m	400m	200m	WP	Average	
		Position in running (margin)	-	13(10.4)	11(3.6)	6(1.8)	3(1.4)	4(2.4)	4(2.0)	4(2.9)		1.50
		Sectional time (s)	6.04	10.67	11.12	12.30	12.39	11.42	11.63	11.96		
		Cumulative time (s)	87.52	81.48	70.81	59.69	47.39	35.01	23.59	11.96	1:27.51	
		Speed (m/s)	3.31	18.74	17.99	16.26	16.14	17.51	17.20	16.72	16.23	
		Stride length (m)	1.39	7.99	7.94	7.33	7.21	7.70	7.54	7.45	7.14	
		Stride duration (s)	0.382	0.427	0.441	0.451	0.446	0.440	0.438	0.446	0.440	
		Stride efficiency (%)	3.02	99.87	98.49	83.99	81.18	92.58	88.78	86.77	79.58	
		Stride count	14.39	25.02	25.19	27.28	27.75	25.98	26.53	26.84	198.98	

10 m Stride length



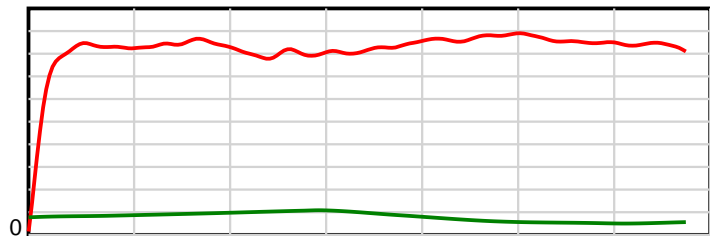
1420 m Finish

0.6 s Stride duration



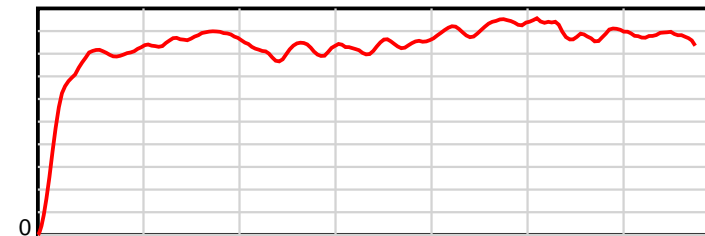
1420 m Finish

20 m/sec Speed



1420 m Finish

100 % Stride efficiency



1420 m Finish

Note: Horizontal distance axis grid lines are 200m furlongs.

## Disclaimer.

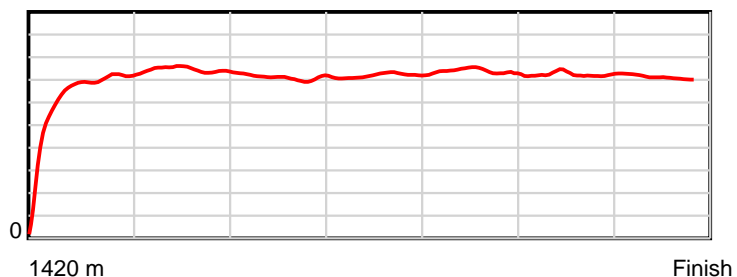
Tasracing Pty Ltd and Thoroughbred Ratings Pty Ltd accepts no responsibility for the completeness or accuracy of any of the information contained herein, and makes no representations about its suitability for any particular purpose. Users should make their own judgements about those matters and/or seek independent advice. You assume all risks associated with use of the data provided on this page.

# Race Results

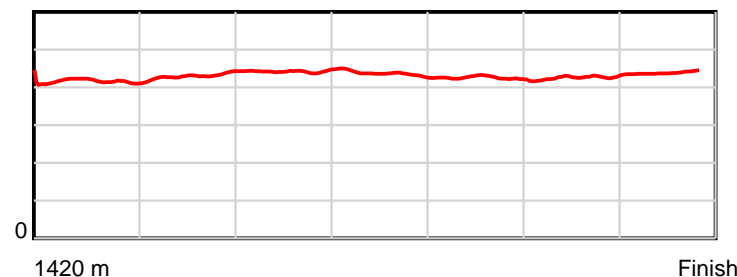
December 12, 2012, Race 3, CL1, Distance 1420m, Mowbray - Offset 9m

Result	TAB no.	Horse (Barrier)	1420 to	1400m to	1200m to	1000m to	800m to	600m to	400m to	200m to	Total or	Margin
4th	2	Deux Foix (11)	1400m	1200m	1000m	800m	600m	400m	200m	WP	Average	
		Position in running (margin)	-	12(7.4)	13(4.2)	4(1.3)	4(1.5)	3(1.9)	3(1.2)	3(1.8)		1.60
		Sectional time (s)	5.43	11.27	10.94	12.39	12.28	11.39	11.58	12.27		
		Cumulative time (s)	87.54	82.11	70.85	59.91	47.51	35.24	23.85	12.27	1:27.54	
		Speed (m/s)	3.69	17.75	18.28	16.14	16.29	17.56	17.27	16.30	16.22	
		Stride length (m)	1.85	7.40	7.85	7.12	7.14	7.45	7.34	7.15	7.05	
		Stride duration (s)	0.457	0.417	0.429	0.441	0.438	0.424	0.425	0.439	0.435	
		Stride efficiency (%)	5.35	85.61	96.18	79.32	79.75	86.75	84.20	79.99	77.66	
		Stride count	10.81	27.02	25.49	28.07	28.00	26.84	27.25	27.95	201.43	

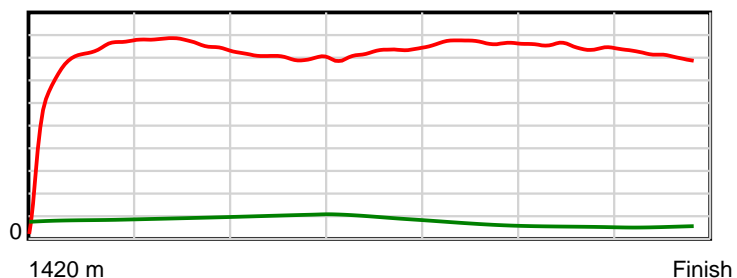
10 m Stride length



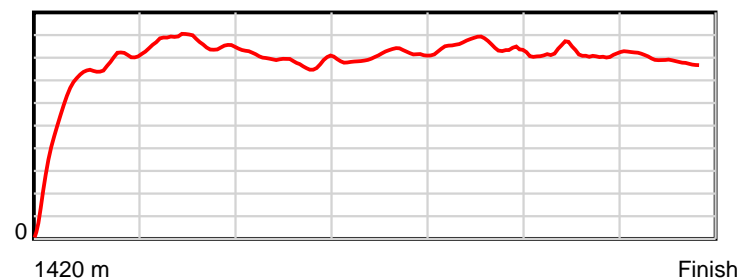
0.6 s Stride duration



20 m/sec Speed



100 % Stride efficiency



Note: Horizontal distance axis grid lines are 200m furlongs.

## Disclaimer.

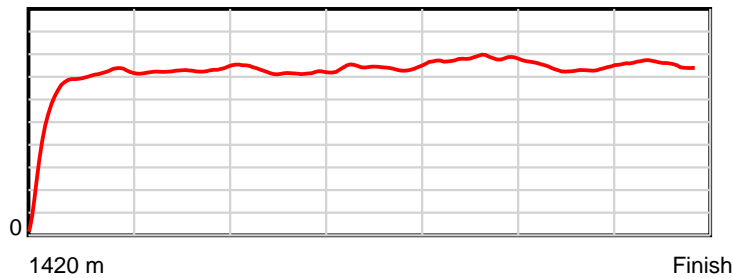
Tasracing Pty Ltd and Thoroughbred Ratings Pty Ltd accepts no responsibility for the completeness or accuracy of any of the information contained herein, and makes no representations about its suitability for any particular purpose. Users should make their own judgements about those matters and/or seek independent advice. You assume all risks associated with use of the data provided on this page.

# Race Results

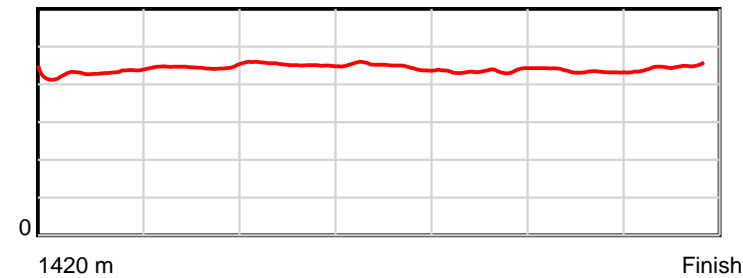
December 12, 2012, Race 3, CL1, Distance 1420m, Mowbray - Offset 9m

Result	TAB no.	Horse (Barrier)	1420 to	1400m to	1200m to	1000m to	800m to	600m to	400m to	200m to	Total or	Margin
5th	8	Sunset Rex (1)	1400m	1200m	1000m	800m	600m	400m	200m	WP	Average	
		Position in running (margin)	-	11(6.8)	12(3.6)	12(6.7)	13(7.2)	11(6.6)	8(3.9)	8(5.4)		3.10
		Sectional time (s)	5.44	11.29	11.92	12.45	12.10	11.05	11.73	11.84		
		Cumulative time (s)	87.82	82.38	71.09	59.17	46.72	34.61	23.56	11.84	1:27.81	
		Speed (m/s)	3.68	17.71	16.78	16.06	16.53	18.10	17.05	16.89	16.17	
		Stride length (m)	1.73	7.61	7.45	7.29	7.42	7.86	7.44	7.51	7.17	
		Stride duration (s)	0.431	0.430	0.444	0.454	0.449	0.434	0.437	0.445	0.444	
		Stride efficiency (%)	4.67	90.54	86.80	83.09	86.04	96.53	86.58	88.22	80.37	
		Stride count	11.56	26.28	26.84	27.43	26.95	25.45	26.87	26.62	198.00	

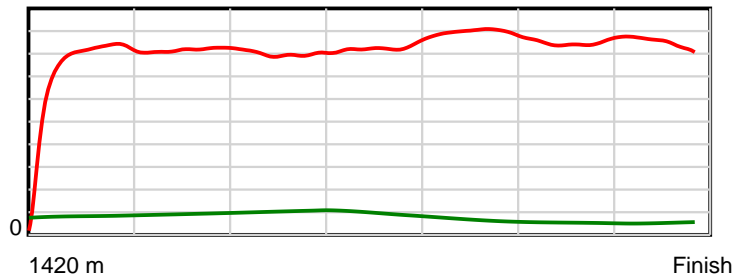
10 m Stride length



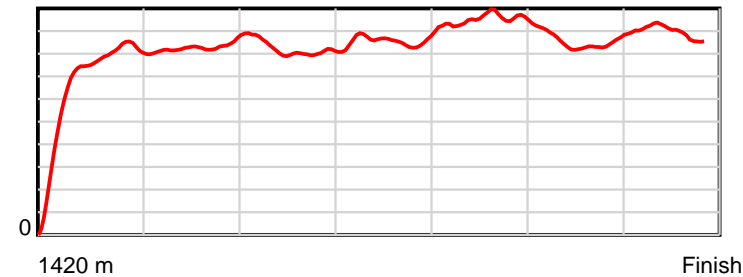
0.6 s Stride duration



20 m/sec Speed



100 % Stride efficiency



Note: Horizontal distance axis grid lines are 200m furlongs.

## Disclaimer.

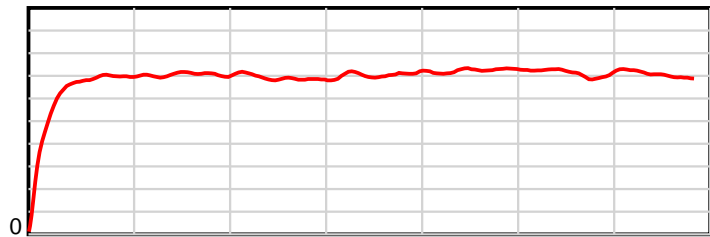
Tasracing Pty Ltd and Thoroughbred Ratings Pty Ltd accepts no responsibility for the completeness or accuracy of any of the information contained herein, and makes no representations about its suitability for any particular purpose. Users should make their own judgements about those matters and/or seek independent advice. You assume all risks associated with use of the data provided on this page.

# Race Results

December 12, 2012, Race 3, CL1, Distance 1420m, Mowbray - Offset 9m

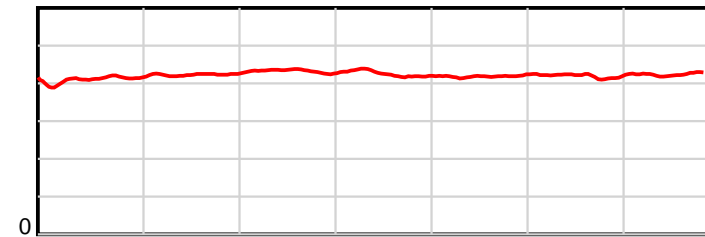
Result	TAB no.	Horse (Barrier)	1420 to	1400m to	1200m to	1000m to	800m to	600m to	400m to	200m to	Total or	Margin
6th	9	Allgone (2)	1400m	1200m	1000m	800m	600m	400m	200m	WP	Average	
		Position in running (margin)	-	10(3.8)	7(2.6)	9(3.6)	7(4.2)	8(4.2)	7(3.7)	5(4.2)		3.40
		Sectional time (s)	5.13	11.60	11.59	12.46	12.21	11.42	11.56	11.90		
		Cumulative time (s)	87.87	82.74	71.14	59.55	47.09	34.88	23.46	11.90	1:27.87	
		Speed (m/s)	3.90	17.24	17.26	16.05	16.38	17.51	17.30	16.81	16.16	
		Stride length (m)	1.84	7.10	7.30	6.94	6.97	7.32	7.24	7.14	6.86	
		Stride duration (s)	0.403	0.412	0.423	0.432	0.425	0.418	0.419	0.425	0.425	
		Stride efficiency (%)	5.31	78.73	83.19	75.32	75.92	83.72	82.00	79.72	73.63	
		Stride count	10.85	28.18	27.41	28.81	28.69	27.32	27.61	28.00	206.87	

10 m Stride length



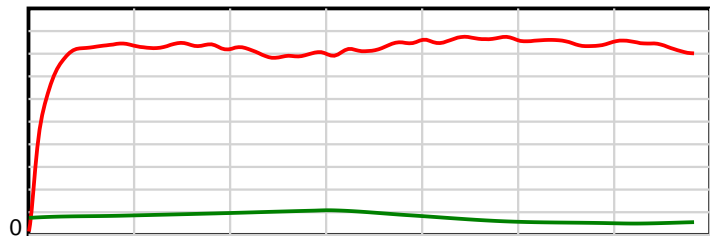
1420 m Finish

0.6 s Stride duration



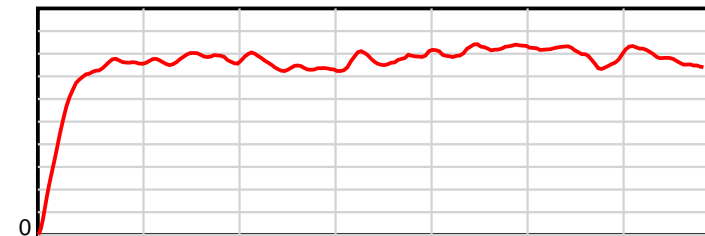
1420 m Finish

20 m/sec Speed



1420 m Finish

100 % Stride efficiency



1420 m Finish

Note: Horizontal distance axis grid lines are 200m furlongs.

**Disclaimer.**

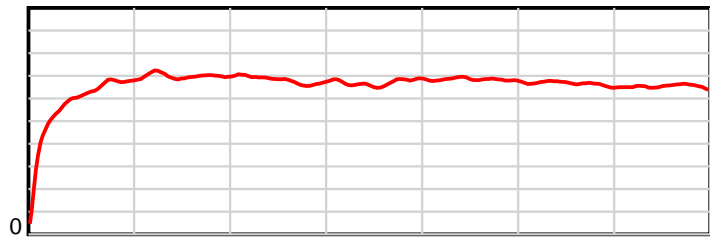
Tasracing Pty Ltd and Thoroughbred Ratings Pty Ltd accepts no responsibility for the completeness or accuracy of any of the information contained herein, and makes no representations about its suitability for any particular purpose. Users should make their own judgements about those matters and/or seek independent advice. You assume all risks associated with use of the data provided on this page.

# Race Results

December 12, 2012, Race 3, CL1, Distance 1420m, Mowbray - Offset 9m

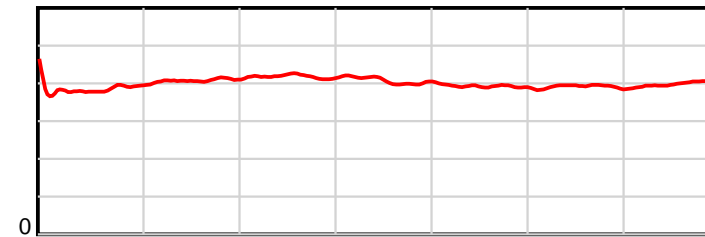
Result	TAB no.	Horse (Barrier)	1420 to	1400m to	1200m to	1000m to	800m to	600m to	400m to	200m to	Total or	Margin
7th	7	<b>Gee Gee Miss B... (9)</b>	<b>1400m</b>	<b>1200m</b>	<b>1000m</b>	<b>800m</b>	<b>600m</b>	<b>400m</b>	<b>200m</b>	<b>WP</b>	<b>Average</b>	
		Position in running (margin)	-	2(0.2)	2(0.1)	2(1.0)	5(2.3)	5(3.1)	5(2.5)	6(4.3)		3.60
		Sectional time (s)	4.34	11.80	11.55	12.58	12.35	11.39	11.78	12.12		
		Cumulative time (s)	87.91	83.57	71.78	60.22	47.64	35.29	23.90	12.12	1:27.90	
		Speed (m/s)	4.61	16.95	17.32	15.90	16.19	17.56	16.98	16.50	16.15	
		Stride length (m)	2.13	6.52	7.05	6.65	6.59	6.88	6.63	6.59	6.50	
		Stride duration (s)	0.408	0.385	0.407	0.418	0.407	0.392	0.391	0.399	0.402	
		Stride efficiency (%)	7.08	66.44	77.62	69.02	67.94	73.99	68.74	67.87	66.04	
		Stride count	9.40	30.67	28.38	30.09	30.33	29.07	30.15	30.35	218.44	

10 m Stride length



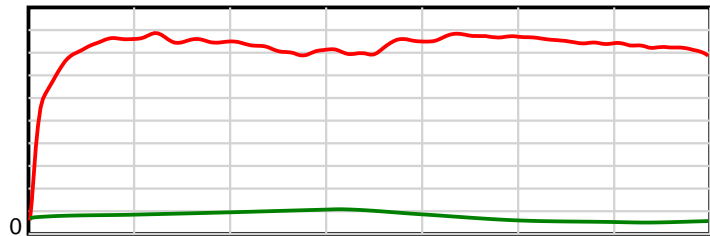
1420 m Finish

0.6 s Stride duration



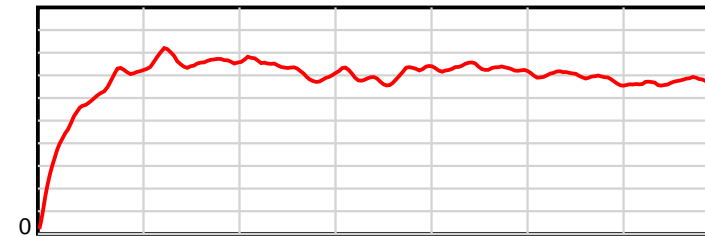
1420 m Finish

20 m/sec Speed



1420 m Finish

100 % Stride efficiency



1420 m Finish

Note: Horizontal distance axis grid lines are 200m furlongs.

## Disclaimer.

Tasracing Pty Ltd and Thoroughbred Ratings Pty Ltd accepts no responsibility for the completeness or accuracy of any of the information contained herein, and makes no representations about its suitability for any particular purpose. Users should make their own judgements about those matters and/or seek independent advice. You assume all risks associated with use of the data provided on this page.

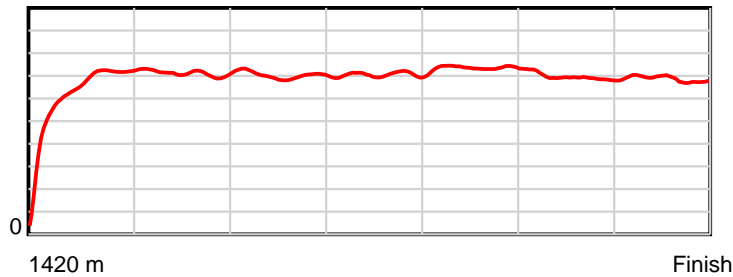


# Race Results

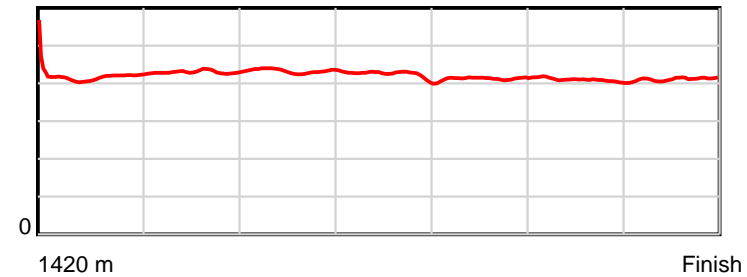
December 12, 2012, Race 3, CL1, Distance 1420m, Mowbray - Offset 9m

Result	TAB no.	Horse (Barrier)	1420 to	1400m to	1200m to	1000m to	800m to	600m to	400m to	200m to	Total or	Margin
8th	4	<b>Telanova (8)</b>	<b>1400m</b>	<b>1200m</b>	<b>1000m</b>	<b>800m</b>	<b>600m</b>	<b>400m</b>	<b>200m</b>	<b>WP</b>	<b>Average</b>	
		Position in running (margin)	-	7(2.5)	6(2.5)	11(5.9)	12(6.9)	12(6.7)	10(4.4)	11(7.5)		5.40
		Sectional time (s)	4.65	11.82	11.98	12.53	12.19	11.11	11.98	11.99		
		Cumulative time (s)	88.25	83.60	71.78	59.80	47.28	35.08	23.98	11.99	1:28.25	
		Speed (m/s)	4.30	16.92	16.69	15.96	16.41	18.00	16.69	16.68	16.09	
		Stride length (m)	2.04	7.03	7.18	6.92	6.93	7.45	6.81	6.87	6.79	
		Stride duration (s)	0.418	0.416	0.430	0.433	0.423	0.414	0.408	0.412	0.422	
		Stride efficiency (%)	6.48	77.31	80.52	74.75	75.13	86.76	72.43	73.83	72.00	
		Stride count	9.82	28.43	27.86	28.92	28.84	26.84	29.38	29.10	209.19	

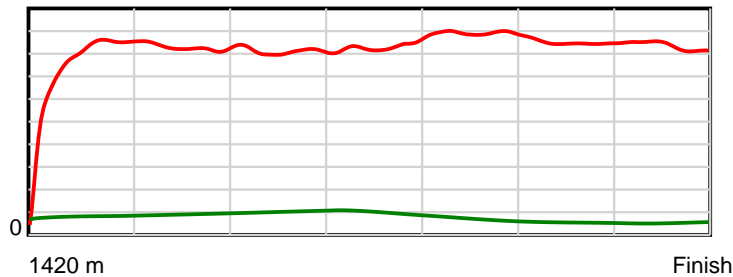
10 m Stride length



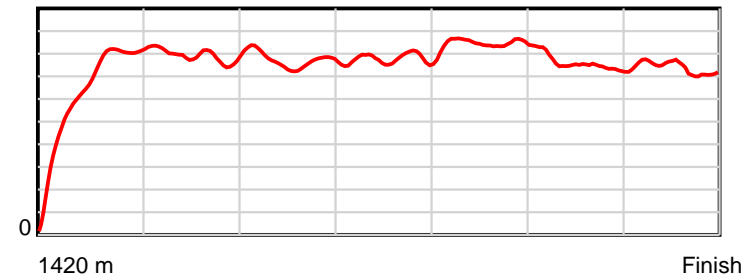
0.6 s Stride duration



20 m/sec Speed



100 % Stride efficiency



Note: Horizontal distance axis grid lines are 200m furlongs.

**Disclaimer.**

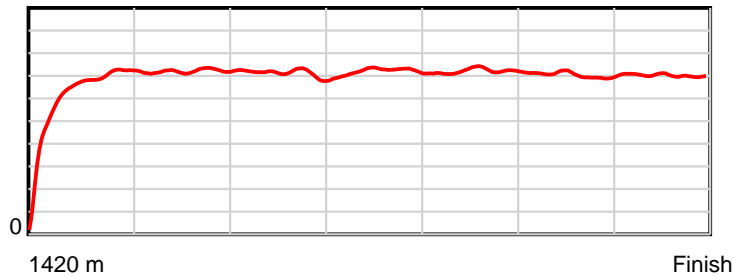
Tasracing Pty Ltd and Thoroughbred Ratings Pty Ltd accepts no responsibility for the completeness or accuracy of any of the information contained herein, and makes no representations about its suitability for any particular purpose. Users should make their own judgements about those matters and/or seek independent advice. You assume all risks associated with use of the data provided on this page.

# Race Results

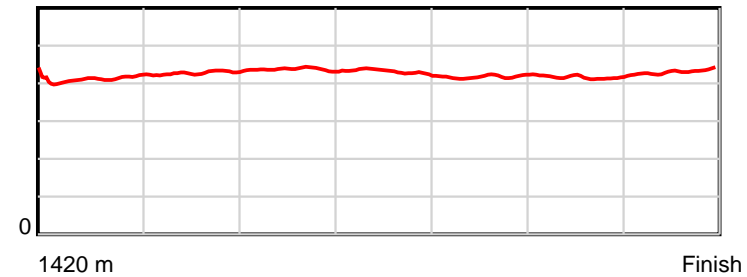
December 12, 2012, Race 3, CL1, Distance 1420m, Mowbray - Offset 9m

Result	TAB no.	Horse (Barrier)	1420 to	1400m to	1200m to	1000m to	800m to	600m to	400m to	200m to	Total or	Margin
9th	6	<b>Dazzling Day (12)</b>	<b>1400m</b>	<b>1200m</b>	<b>1000m</b>	<b>800m</b>	<b>600m</b>	<b>400m</b>	<b>200m</b>	<b>WP</b>	<b>Average</b>	
		Position in running (margin)	-	3(0.2)	5(1.3)	7(3.4)	9(5.1)	7(3.7)	6(3.7)	7(5.4)		5.80
		Sectional time (s)	4.35	12.00	11.76	12.64	11.98	11.50	11.76	12.33		
		Cumulative time (s)	88.32	83.97	71.97	60.21	47.57	35.59	24.09	12.33	1:28.31	
		Speed (m/s)	4.60	16.67	17.01	15.82	16.69	17.39	17.01	16.22	16.08	
		Stride length (m)	2.06	6.87	7.26	6.92	7.18	7.26	7.08	7.00	6.84	
		Stride duration (s)	0.390	0.412	0.427	0.437	0.430	0.418	0.416	0.432	0.426	
		Stride efficiency (%)	6.64	73.78	82.33	74.79	80.58	82.47	78.26	76.63	73.20	
		Stride count	9.70	29.11	27.55	28.91	27.85	27.53	28.26	28.56	207.47	

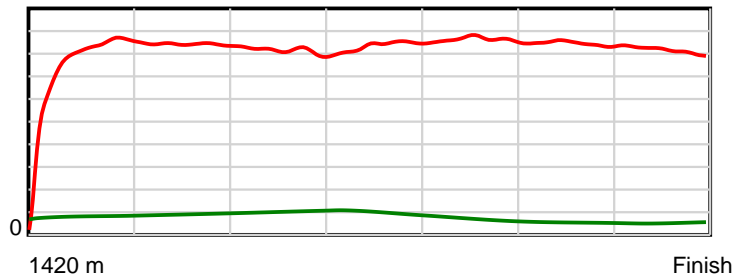
10 m Stride length



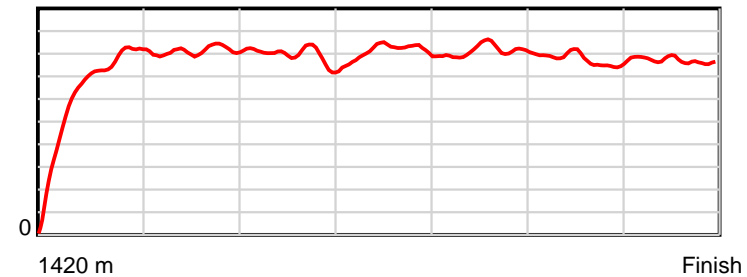
0.6 s Stride duration



20 m/sec Speed



100 % Stride efficiency



Note: Horizontal distance axis grid lines are 200m furlongs.

## Disclaimer.

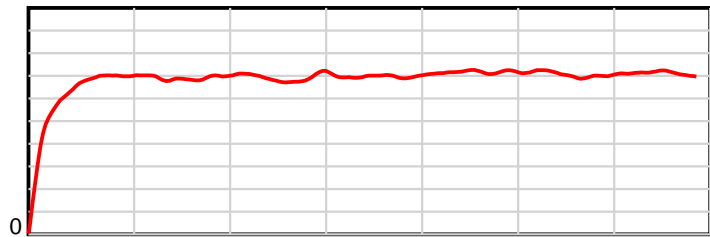
Tasracing Pty Ltd and Thoroughbred Ratings Pty Ltd accepts no responsibility for the completeness or accuracy of any of the information contained herein, and makes no representations about its suitability for any particular purpose. Users should make their own judgements about those matters and/or seek independent advice. You assume all risks associated with use of the data provided on this page.

# Race Results

December 12, 2012, Race 3, CL1, Distance 1420m, Mowbray - Offset 9m

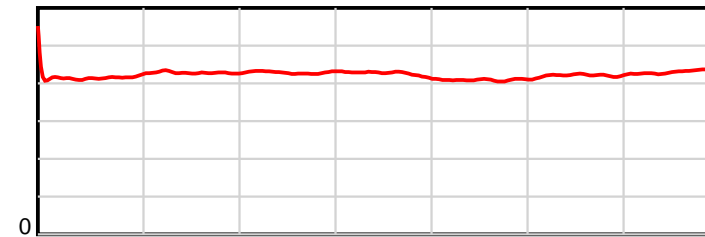
Result	TAB no.	Horse (Barrier)	1420 to	1400m to	1200m to	1000m to	800m to	600m to	400m to	200m to	Total or	Margin
10th	15	<b>Strata Star (10)</b>	<b>1400m</b>	<b>1200m</b>	<b>1000m</b>	<b>800m</b>	<b>600m</b>	<b>400m</b>	<b>200m</b>	<b>WP</b>	<b>Average</b>	
		Position in running (margin)	-	9(3.5)	14(4.7)	14(8.2)	14(8.1)	14(8.0)	14(6.3)	14(8.3)		6.80
		Sectional time (s)	4.92	12.01	11.99	12.35	12.19	11.22	11.81	12.02		
		Cumulative time (s)	88.51	83.59	71.58	59.59	47.24	35.05	23.82	12.02	1:28.51	
		Speed (m/s)	4.06	16.65	16.68	16.19	16.41	17.83	16.93	16.64	16.04	
		Stride length (m)	2.10	6.91	7.14	6.94	7.00	7.29	7.11	7.16	6.85	
		Stride duration (s)	0.454	0.415	0.428	0.429	0.427	0.409	0.420	0.430	0.427	
		Stride efficiency (%)	6.89	74.61	79.64	75.25	76.59	83.14	78.96	80.19	73.28	
		Stride count	9.52	28.95	28.02	28.82	28.57	27.42	28.14	27.92	207.36	

10 m Stride length



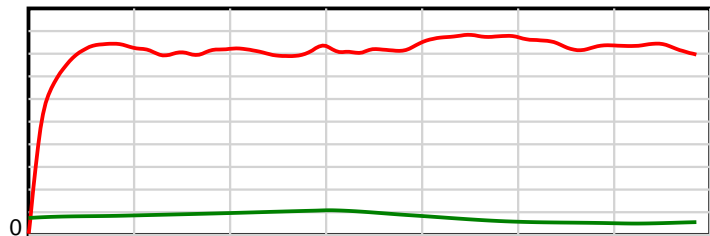
1420 m Finish

0.6 s Stride duration



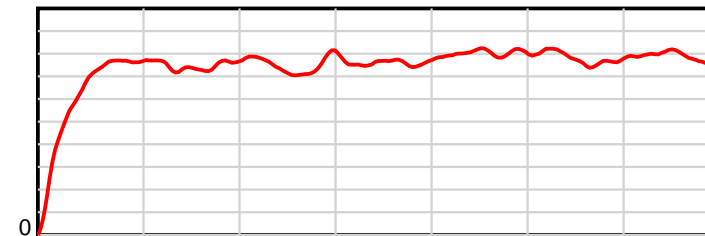
1420 m Finish

20 m/sec Speed



1420 m Finish

100 % Stride efficiency



1420 m Finish

Note: Horizontal distance axis grid lines are 200m furlongs.

## Disclaimer.

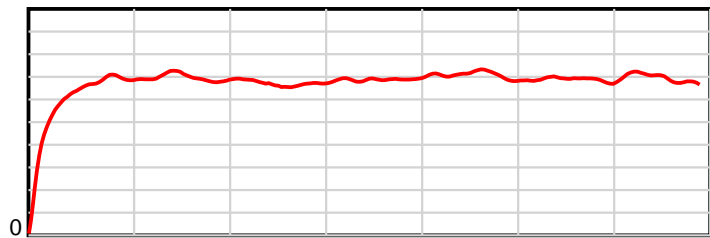
Tasracing Pty Ltd and Thoroughbred Ratings Pty Ltd accepts no responsibility for the completeness or accuracy of any of the information contained herein, and makes no representations about its suitability for any particular purpose. Users should make their own judgements about those matters and/or seek independent advice. You assume all risks associated with use of the data provided on this page.

# Race Results

December 12, 2012, Race 3, CL1, Distance 1420m, Mowbray - Offset 9m

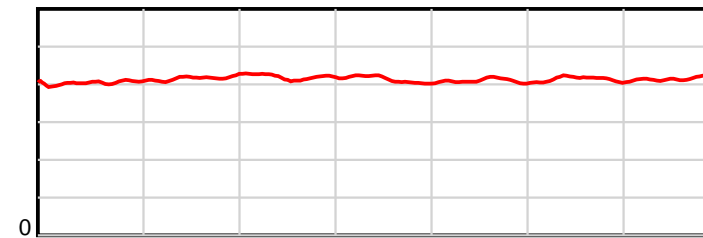
Result	TAB no.	Horse (Barrier)	1420 to	1400m to	1200m to	1000m to	800m to	600m to	400m to	200m to	Total or	Margin
11th	13	<b>My Cool One (14)</b>	<b>1400m</b>	<b>1200m</b>	<b>1000m</b>	<b>800m</b>	<b>600m</b>	<b>400m</b>	<b>200m</b>	<b>WP</b>	<b>Average</b>	
		Position in running (margin)	-	6(2.4)	9(3.2)	10(4.7)	10(5.6)	9(4.8)	12(4.8)	13(8.1)		7.30
		Sectional time (s)	4.81	11.95	11.65	12.52	12.08	11.49	12.03	12.08		
		Cumulative time (s)	88.61	83.80	71.85	60.20	47.68	35.60	24.11	12.08	1:28.61	
		Speed (m/s)	4.16	16.74	17.17	15.97	16.56	17.41	16.63	16.56	16.03	
		Stride length (m)	1.84	6.78	7.15	6.70	6.83	7.13	6.87	6.89	6.65	
		Stride duration (s)	0.393	0.405	0.416	0.420	0.413	0.409	0.413	0.416	0.415	
		Stride efficiency (%)	5.31	71.76	79.80	70.23	72.87	79.44	73.86	74.12	69.04	
		Stride count	10.84	29.51	27.99	29.83	29.29	28.05	29.09	29.04	213.64	

10 m Stride length



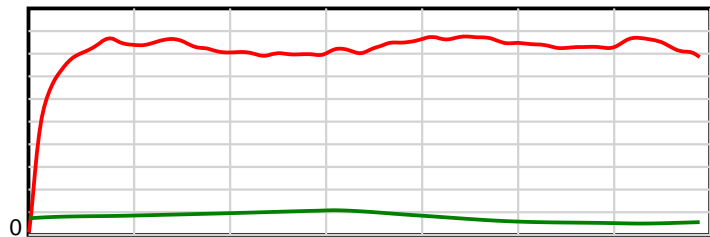
1420 m Finish

0.6 s Stride duration



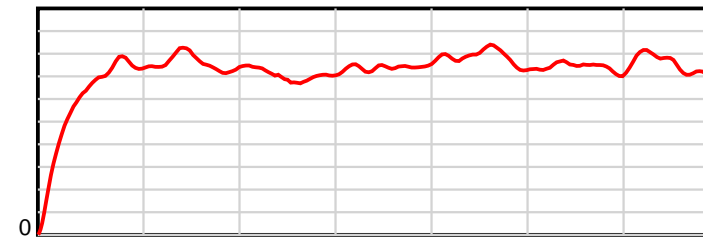
1420 m Finish

20 m/sec Speed



1420 m Finish

100 % Stride efficiency



1420 m Finish

Note: Horizontal distance axis grid lines are 200m furlongs.

## Disclaimer.

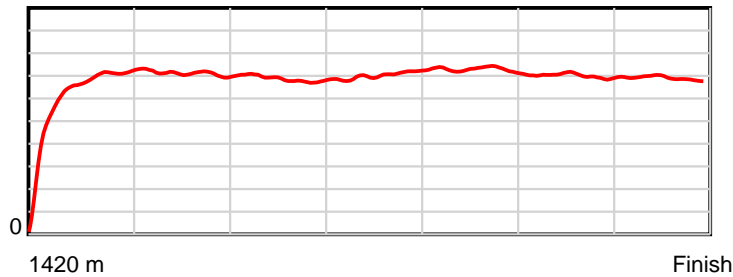
Tasracing Pty Ltd and Thoroughbred Ratings Pty Ltd accepts no responsibility for the completeness or accuracy of any of the information contained herein, and makes no representations about its suitability for any particular purpose. Users should make their own judgements about those matters and/or seek independent advice. You assume all risks associated with use of the data provided on this page.

# Race Results

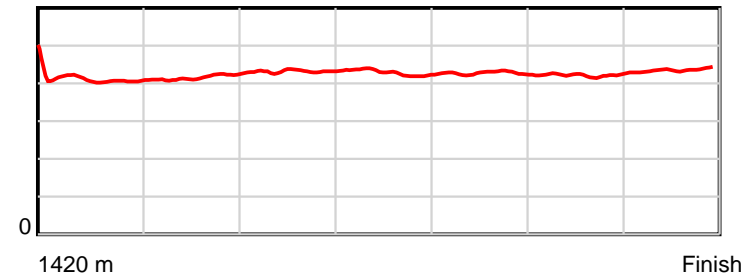
December 12, 2012, Race 3, CL1, Distance 1420m, Mowbray - Offset 9m

Result	TAB no.	Horse (Barrier)	1420 to	1400m to	1200m to	1000m to	800m to	600m to	400m to	200m to	Total or	Margin
12th	3	<b>Not Guilty (13)</b>	<b>1400m</b>	<b>1200m</b>	<b>1000m</b>	<b>800m</b>	<b>600m</b>	<b>400m</b>	<b>200m</b>	<b>WP</b>	<b>Average</b>	
		Position in running (margin)	-	4(1.2)	3(0.2)	5(1.3)	6(3.7)	6(3.4)	9(4.1)	10(6.8)		8.30
		Sectional time (s)	4.59	11.64	11.61	12.76	12.17	11.61	11.93	12.49		
		Cumulative time (s)	88.80	84.21	72.57	60.96	48.21	36.04	24.43	12.49	1:28.79	
		Speed (m/s)	4.36	17.18	17.23	15.67	16.43	17.23	16.76	16.01	15.99	
		Stride length (m)	2.20	7.04	7.16	6.76	7.03	7.36	7.07	6.97	6.84	
		Stride duration (s)	0.436	0.410	0.416	0.431	0.428	0.427	0.422	0.436	0.428	
		Stride efficiency (%)	7.53	77.49	80.13	71.41	77.28	84.71	78.00	75.96	73.10	
		Stride count	9.11	28.40	27.93	29.58	28.44	27.16	28.31	28.69	207.62	

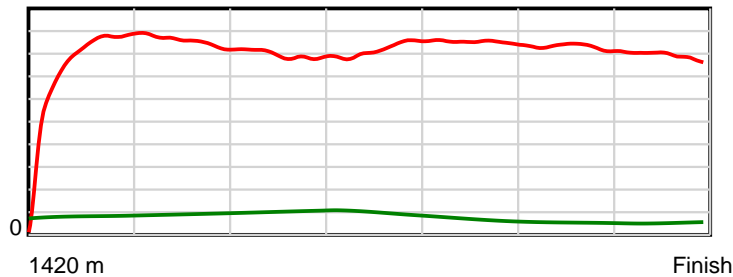
10 m Stride length



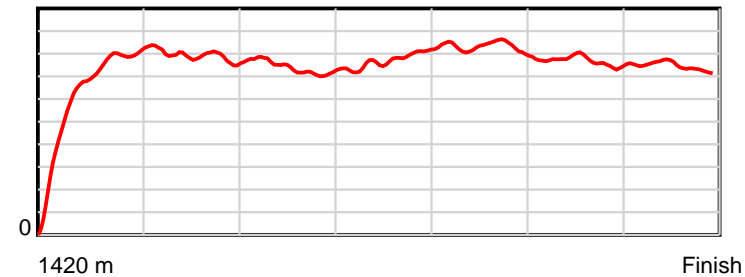
0.6 s Stride duration



20 m/sec Speed



100 % Stride efficiency



Note: Horizontal distance axis grid lines are 200m furlongs.

**Disclaimer.**

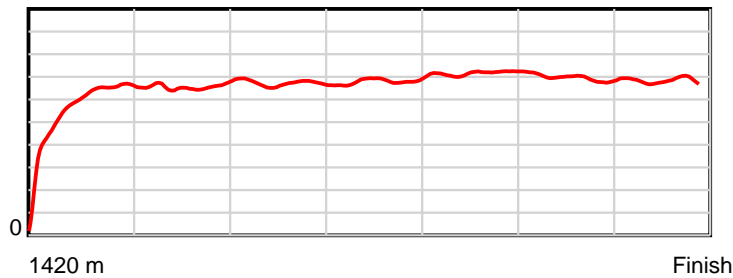
Tasracing Pty Ltd and Thoroughbred Ratings Pty Ltd accepts no responsibility for the completeness or accuracy of any of the information contained herein, and makes no representations about its suitability for any particular purpose. Users should make their own judgements about those matters and/or seek independent advice. You assume all risks associated with use of the data provided on this page.

# Race Results

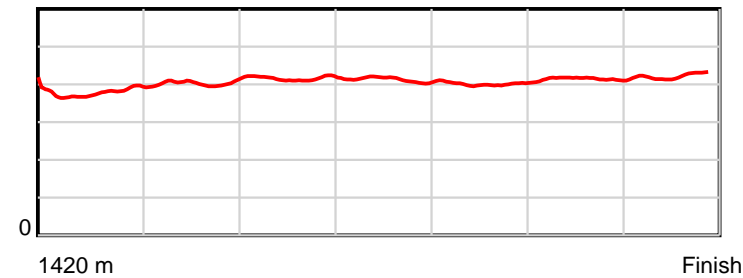
December 12, 2012, Race 3, CL1, Distance 1420m, Mowbray - Offset 9m

Result	TAB no.	Horse (Barrier)	1420 to	1400m to	1200m to	1000m to	800m to	600m to	400m to	200m to	Total or	Margin
13th	5	<b>Fiftyfourknots (6)</b>	<b>1400m</b>	<b>1200m</b>	<b>1000m</b>	<b>800m</b>	<b>600m</b>	<b>400m</b>	<b>200m</b>	<b>WP</b>	<b>Average</b>	
		Position in running (margin)	-	8(3.3)	10(3.5)	13(7.3)	11(6.3)	13(7.0)	13(4.8)	9(6.3)		8.40
		Sectional time (s)	5.20	11.85	12.04	12.20	12.33	11.13	11.72	12.36		
		Cumulative time (s)	88.82	83.62	71.78	59.74	47.54	35.21	24.08	12.36	1:28.81	
		Speed (m/s)	3.85	16.88	16.61	16.39	16.22	17.97	17.06	16.18	15.99	
		Stride length (m)	1.82	6.35	6.69	6.83	6.69	7.21	7.06	6.84	6.55	
		Stride duration (s)	0.396	0.376	0.403	0.417	0.412	0.401	0.414	0.422	0.410	
		Stride efficiency (%)	5.20	62.93	69.93	72.89	69.85	81.31	78.00	73.06	67.00	
		Stride count	10.96	31.52	29.90	29.28	29.91	27.73	28.31	29.25	216.86	

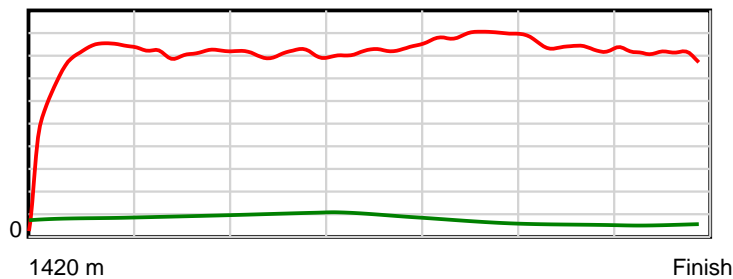
10 m Stride length



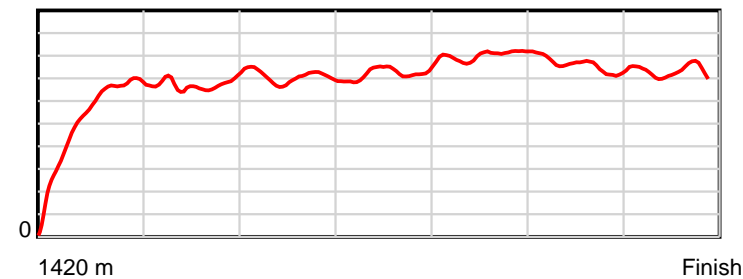
0.6 s Stride duration



20 m/sec Speed



100 % Stride efficiency



Note: Horizontal distance axis grid lines are 200m furlongs.

**Disclaimer.**

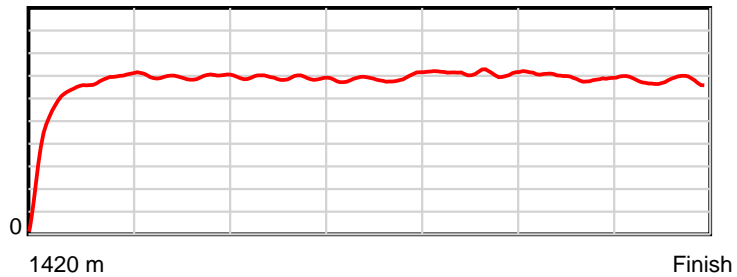
Tasracing Pty Ltd and Thoroughbred Ratings Pty Ltd accepts no responsibility for the completeness or accuracy of any of the information contained herein, and makes no representations about its suitability for any particular purpose. Users should make their own judgements about those matters and/or seek independent advice. You assume all risks associated with use of the data provided on this page.

# Race Results

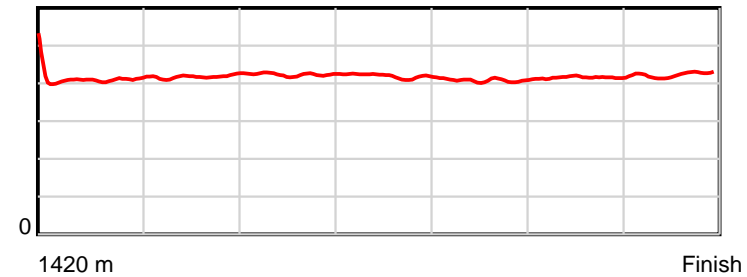
December 12, 2012, Race 3, CL1, Distance 1420m, Mowbray - Offset 9m

Result	TAB no.	Horse (Barrier)	1420 to	1400m to	1200m to	1000m to	800m to	600m to	400m to	200m to	Total or	Margin
14th	14	<b>Gee Gee Town L... (7)</b>	<b>1400m</b>	<b>1200m</b>	<b>1000m</b>	<b>800m</b>	<b>600m</b>	<b>400m</b>	<b>200m</b>	<b>WP</b>	<b>Average</b>	
		Position in running (margin)	-	1(0.0)	4(1.1)	8(3.5)	8(5.1)	10(5.6)	11(4.8)	12(7.9)		8.50
		Sectional time (s)	4.43	12.00	11.81	12.63	12.29	11.37	12.00	12.31		
		Cumulative time (s)	88.84	84.41	72.41	60.60	47.97	35.68	24.31	12.31	1:28.84	
		Speed (m/s)	4.52	16.67	16.93	15.84	16.27	17.59	16.67	16.25	15.98	
		Stride length (m)	2.26	6.81	7.07	6.70	6.82	7.16	6.91	6.89	6.71	
		Stride duration (s)	0.429	0.409	0.418	0.423	0.419	0.407	0.415	0.425	0.420	
		Stride efficiency (%)	7.95	72.41	78.20	70.17	72.66	80.10	74.70	74.29	70.39	
		Stride count	8.87	29.38	28.27	29.85	29.33	27.93	28.93	29.01	211.57	

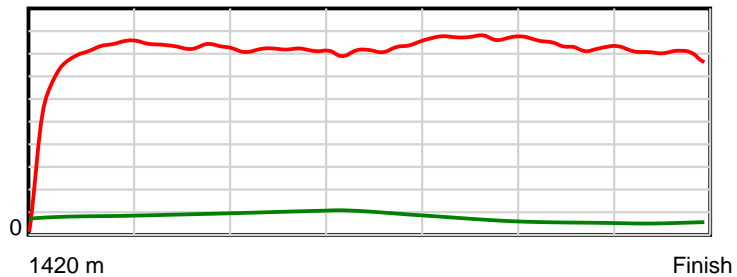
10 m Stride length



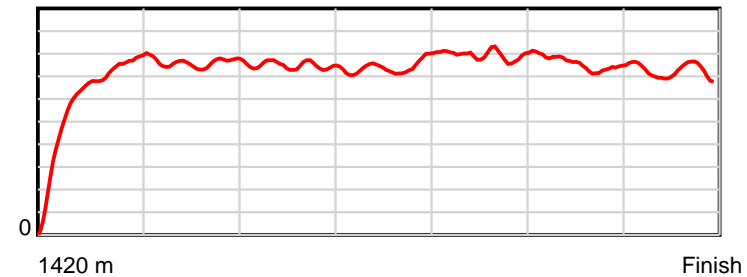
0.6 s Stride duration



20 m/sec Speed



100 % Stride efficiency



Note: Horizontal distance axis grid lines are 200m furlongs.

## Disclaimer.

Tasracing Pty Ltd and Thoroughbred Ratings Pty Ltd accepts no responsibility for the completeness or accuracy of any of the information contained herein, and makes no representations about its suitability for any particular purpose. Users should make their own judgements about those matters and/or seek independent advice. You assume all risks associated with use of the data provided on this page.