



Race Results

Tasmanian Turf Club, Launceston, December 12, 2012

Compilation date: December 13, 2012, 11:02:48 AM (EST)

Copyright © 2012 Tasracing Pty Ltd. All rights reserved.

Trademarks.

StrideMASTER is a registered trademark of Thoroughbred Ratings Pty Ltd.

Disclaimer.

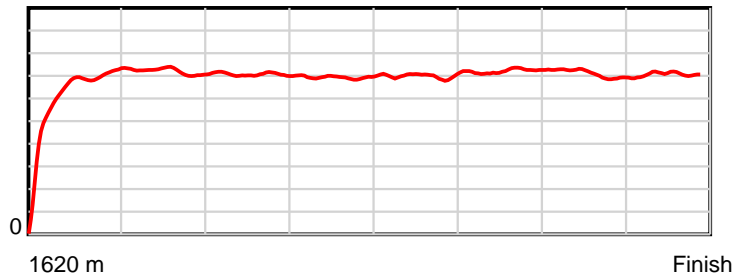
Tasracing Pty Ltd and Thoroughbred Ratings Pty Ltd accepts no responsibility for the completeness or accuracy of any of the information contained herein, and makes no representations about its suitability for any particular purpose. Users should make their own judgements about those matters and/or seek independent advice. You assume all risks associated with use of the data provided on this page.

Race Results

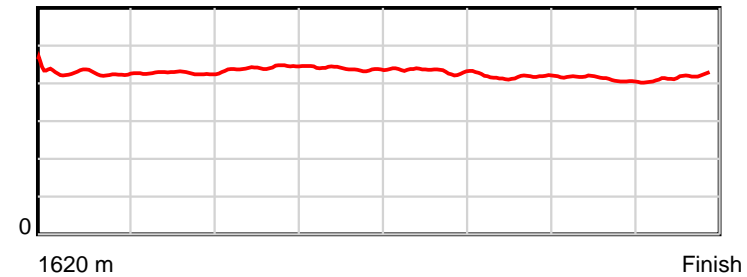
December 12, 2012, Race 5, BM78, Distance 1620m, Mowbray - Offset 9m

Result	TAB no.	Horse (Barrier)	1620 to	1600m to	1400m to	1200m to	1000m to	800m to	600m to	400m to	200m to	Total or	Margin
1st	5	Success Dostta (1)	1600m	1400m	1200m	1000m	800m	600m	400m	200m	WP	Average	
		Position in running (margin)	-	1(0.0)	3(1.2)	3(1.9)	3(1.0)	3(2.3)	3(1.8)	3(0.6)	3(0.6)		0.00
		Sectional time (s)	4.37	12.18	11.69	12.49	12.81	12.26	11.36	11.70	11.76		
		Cumulative time (s)	100.61	96.24	84.06	72.37	59.88	47.07	34.82	23.46	11.76	1:40.61	
		Speed (m/s)	4.58	16.42	17.11	16.01	15.61	16.31	17.61	17.09	17.01	16.10	
		Stride length (m)	2.38	6.99	7.30	7.05	6.85	7.07	7.36	7.06	7.07	6.92	
		Stride duration (s)	0.456	0.426	0.427	0.440	0.439	0.434	0.418	0.413	0.416	0.430	
		Stride efficiency (%)	8.84	76.30	83.35	77.63	73.43	78.21	84.59	77.92	78.18	74.88	
		Stride count	8.41	28.62	27.38	28.38	29.18	28.27	27.18	28.32	28.28	234.02	

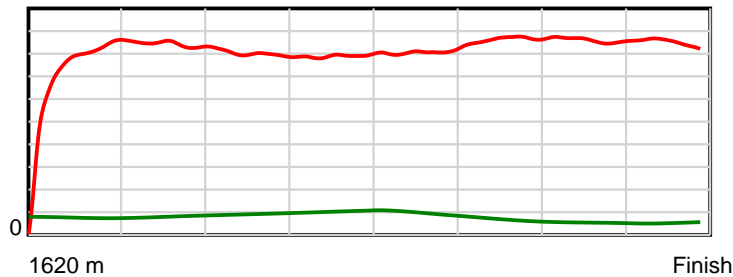
10 m Stride length



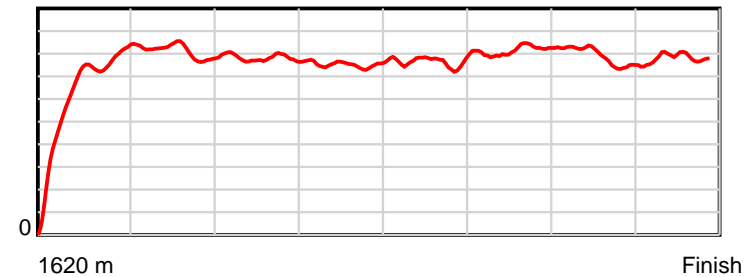
0.6 s Stride duration



20 m/sec Speed



100 % Stride efficiency



Note: Horizontal distance axis grid lines are 200m furlongs.

Disclaimer.

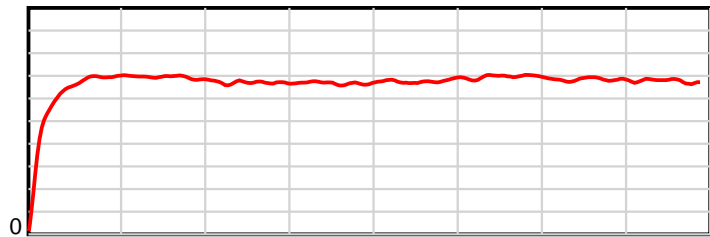
Tasracing Pty Ltd and Thoroughbred Ratings Pty Ltd accepts no responsibility for the completeness or accuracy of any of the information contained herein, and makes no representations about its suitability for any particular purpose. Users should make their own judgements about those matters and/or seek independent advice. You assume all risks associated with use of the data provided on this page.

Race Results

December 12, 2012, Race 5, BM78, Distance 1620m, Mowbray - Offset 9m

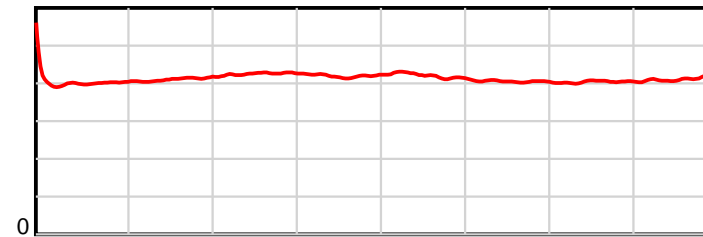
Result	TAB no.	Horse (Barrier)	1620 to	1600m to	1400m to	1200m to	1000m to	800m to	600m to	400m to	200m to	Total or	Margin
2nd	3	Geejayhatch (2)	1600m	1400m	1200m	1000m	800m	600m	400m	200m	WP	Average	
		Position in running (margin)	-	4(2.6)	1(0.0)	1(0.0)	1(0.0)	1(0.0)	1(0.0)	1(0.0)	2(0.2)		1.00
		Sectional time (s)	4.80	11.53	11.58	12.64	12.59	12.35	11.55	11.75	12.01		
		Cumulative time (s)	100.80	96.00	84.46	72.88	60.24	47.65	35.31	23.76	12.01	1:40.79	
		Speed (m/s)	4.17	17.35	17.27	15.82	15.89	16.19	17.32	17.02	16.65	16.07	
		Stride length (m)	2.22	6.92	7.09	6.72	6.68	6.81	7.02	6.87	6.84	6.69	
		Stride duration (s)	0.472	0.399	0.410	0.425	0.420	0.421	0.406	0.404	0.411	0.416	
		Stride efficiency (%)	7.73	74.80	78.51	70.55	69.67	72.52	77.12	73.83	73.01	70.01	
		Stride count	8.99	28.91	28.22	29.77	29.95	29.36	28.47	29.10	29.26	242.03	

10 m Stride length



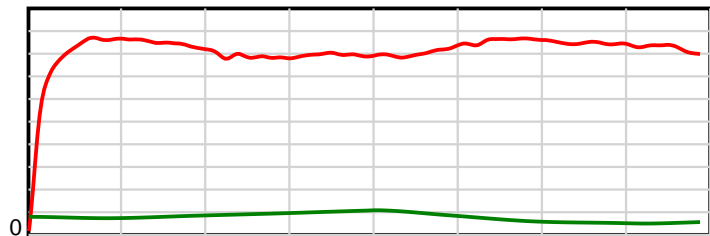
1620 m Finish

0.6 s Stride duration



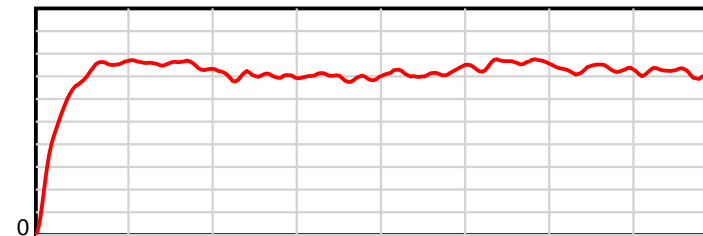
1620 m Finish

20 m/sec Speed



1620 m Finish

100 % Stride efficiency



1620 m Finish

Note: Horizontal distance axis grid lines are 200m furlongs.

Disclaimer.

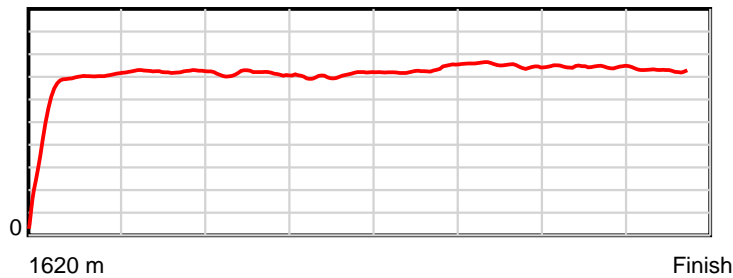
Tasracing Pty Ltd and Thoroughbred Ratings Pty Ltd accepts no responsibility for the completeness or accuracy of any of the information contained herein, and makes no representations about its suitability for any particular purpose. Users should make their own judgements about those matters and/or seek independent advice. You assume all risks associated with use of the data provided on this page.

Race Results

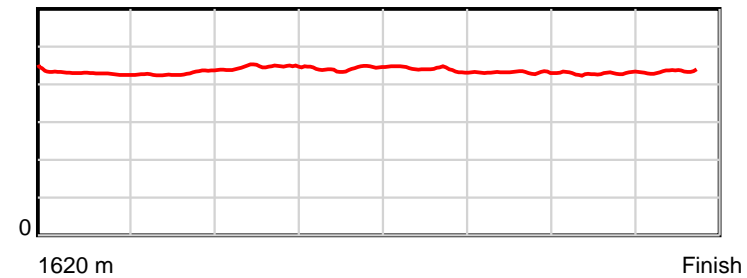
December 12, 2012, Race 5, BM78, Distance 1620m, Mowbray - Offset 9m

Result	TAB no.	Horse (Barrier)	1620 to	1600m to	1400m to	1200m to	1000m to	800m to	600m to	400m to	200m to	Total or	Margin
3rd	2	Omega Quest (4)	1600m	1400m	1200m	1000m	800m	600m	400m	200m	WP	Average	
		Position in running (margin)	-	8(17.2)	8(8.4)	8(6.5)	6(4.5)	7(5.7)	7(4.7)	7(3.6)	7(3.0)		2.80
		Sectional time (s)	7.12	10.51	11.27	12.31	12.78	12.19	11.35	11.62	11.98		
		Cumulative time (s)	101.13	94.01	83.50	72.23	59.93	47.14	34.95	23.60	11.98	1:41.13	
		Speed (m/s)	2.81	19.03	17.75	16.25	15.65	16.41	17.62	17.21	16.69	16.02	
		Stride length (m)	1.34	8.18	7.57	7.19	6.93	7.27	7.59	7.37	7.26	7.01	
		Stride duration (s)	0.442	0.430	0.426	0.443	0.443	0.443	0.431	0.428	0.435	0.438	
		Stride efficiency (%)	2.82	104.58	89.55	80.85	74.95	82.58	89.91	84.79	82.43	76.83	
		Stride count	14.90	24.45	26.42	27.81	28.88	27.51	26.37	27.15	27.54	231.03	

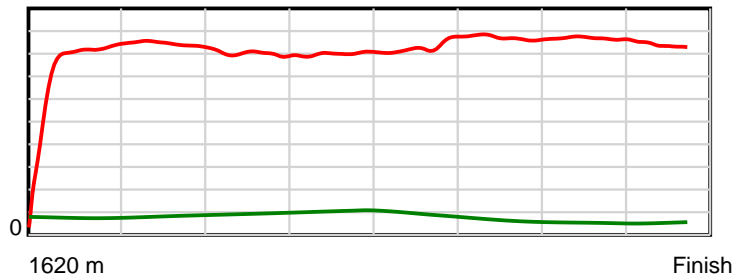
10 m Stride length



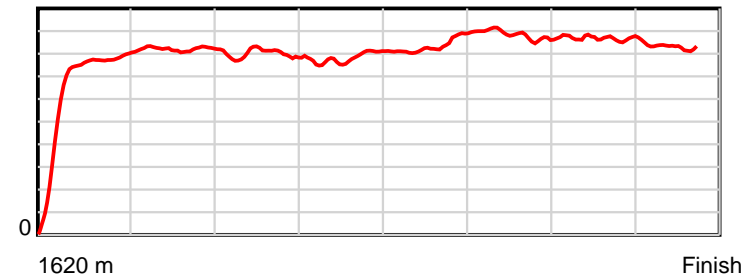
0.6 s Stride duration



20 m/sec Speed



100 % Stride efficiency



Note: Horizontal distance axis grid lines are 200m furlongs.

Disclaimer.

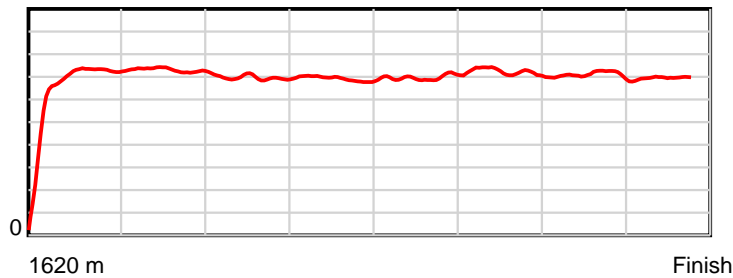
Tasracing Pty Ltd and Thoroughbred Ratings Pty Ltd accepts no responsibility for the completeness or accuracy of any of the information contained herein, and makes no representations about its suitability for any particular purpose. Users should make their own judgements about those matters and/or seek independent advice. You assume all risks associated with use of the data provided on this page.

Race Results

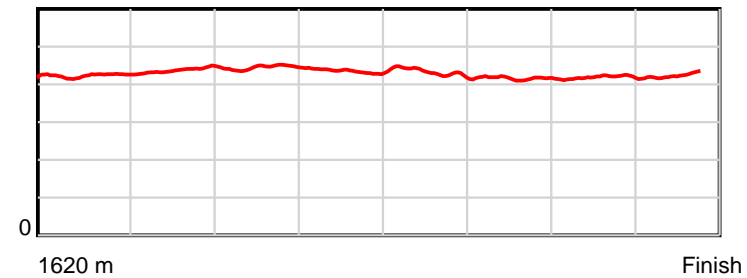
December 12, 2012, Race 5, BM78, Distance 1620m, Mowbray - Offset 9m

Result	TAB no.	Horse (Barrier)	1620 to	1600m to	1400m to	1200m to	1000m to	800m to	600m to	400m to	200m to	Total or	Margin
4th	6	Highland Lassi... (3)	1600m	1400m	1200m	1000m	800m	600m	400m	200m	WP	Average	
		Position in running (margin)	-	7(10.4)	2(1.1)	2(0.5)	2(0.5)	2(1.1)	2(1.7)	2(0.5)	1(0.0)		3.10
		Sectional time (s)	6.29	10.42	11.49	12.62	12.70	12.45	11.34	11.63	12.24		
		Cumulative time (s)	101.19	94.90	84.48	72.99	60.36	47.67	35.21	23.87	12.24	1:41.19	
		Speed (m/s)	3.18	19.19	17.41	15.85	15.75	16.06	17.64	17.20	16.34	16.01	
		Stride length (m)	1.55	8.11	7.55	7.06	6.90	6.96	7.34	7.17	6.92	6.92	
		Stride duration (s)	0.444	0.423	0.434	0.445	0.438	0.434	0.416	0.417	0.423	0.432	
		Stride efficiency (%)	3.73	102.87	89.06	77.80	74.33	75.77	84.30	80.25	74.77	74.77	
		Stride count	12.94	24.65	26.49	28.35	29.00	28.72	27.23	27.91	28.91	234.20	

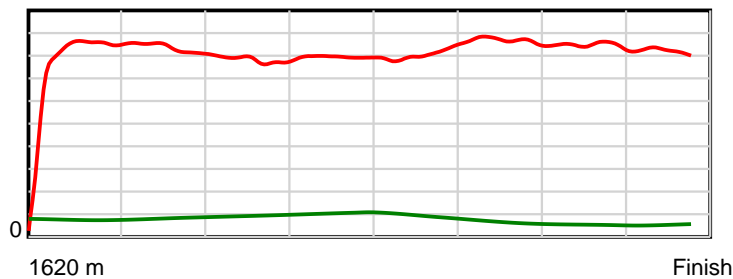
10 m Stride length



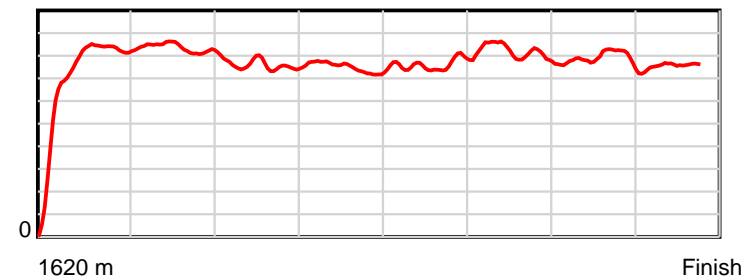
0.6 s Stride duration



20 m/sec Speed



100 % Stride efficiency



Note: Horizontal distance axis grid lines are 200m furlongs.

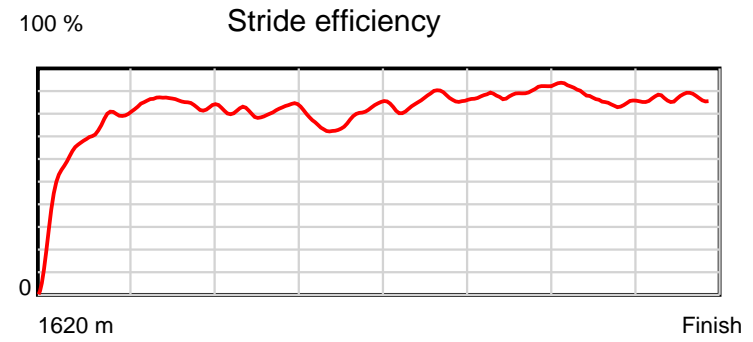
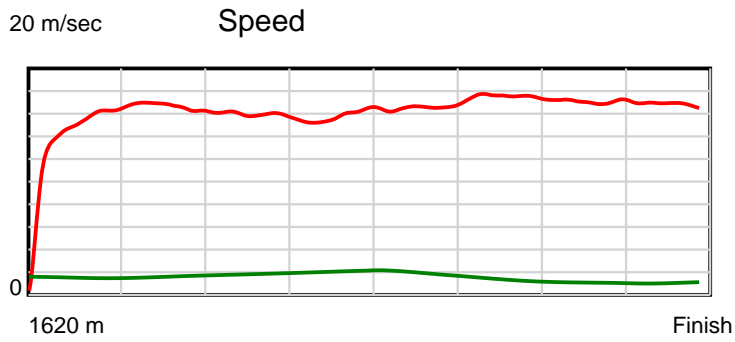
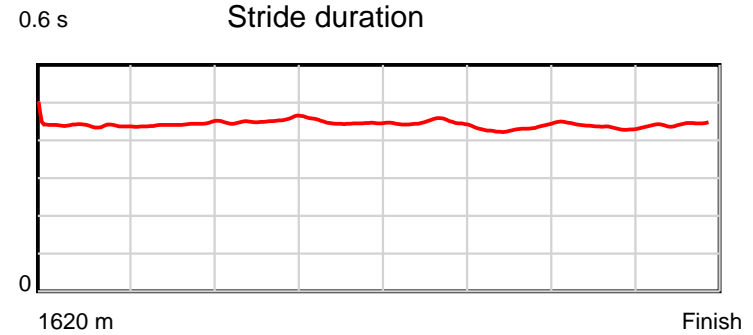
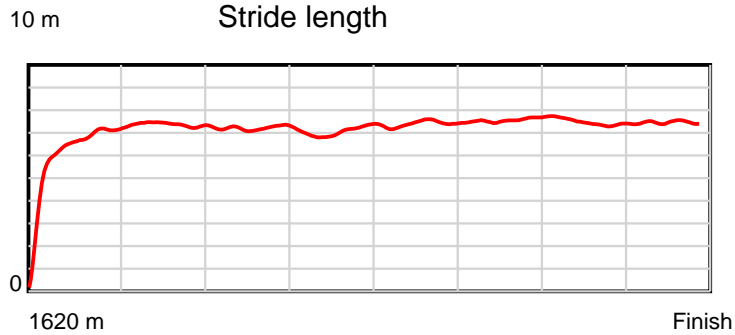
Disclaimer.

Tasracing Pty Ltd and Thoroughbred Ratings Pty Ltd accepts no responsibility for the completeness or accuracy of any of the information contained herein, and makes no representations about its suitability for any particular purpose. Users should make their own judgements about those matters and/or seek independent advice. You assume all risks associated with use of the data provided on this page.

Race Results

December 12, 2012, Race 5, BM78, Distance 1620m, Mowbray - Offset 9m

Result	TAB no.	Horse (Barrier)	1620 to	1600m to	1400m to	1200m to	1000m to	800m to	600m to	400m to	200m to	Total or	Margin
5th	8	Naadji (7)	1600m	1400m	1200m	1000m	800m	600m	400m	200m	WP	Average	
		Position in running (margin)	-	5(3.5)	7(4.9)	7(5.4)	7(4.6)	6(5.0)	6(4.3)	5(2.3)	4(2.1)		4.40
		Sectional time (s)	5.19	12.21	11.66	12.51	12.66	12.22	11.22	11.67	12.09		
		Cumulative time (s)	101.44	96.25	84.03	72.38	59.86	47.20	34.98	23.76	12.09	1:41.44	
		Speed (m/s)	3.86	16.38	17.15	15.99	15.80	16.37	17.83	17.14	16.54	15.97	
		Stride length (m)	2.15	7.19	7.57	7.22	7.09	7.33	7.67	7.51	7.32	7.14	
		Stride duration (s)	0.470	0.439	0.441	0.452	0.449	0.448	0.430	0.438	0.442	0.447	
		Stride efficiency (%)	7.19	80.89	89.46	81.47	78.57	83.91	91.95	88.12	83.76	79.75	
		Stride count	9.32	27.80	26.43	27.70	28.21	27.29	26.07	26.63	27.32	226.77	



Note: Horizontal distance axis grid lines are 200m furlongs.

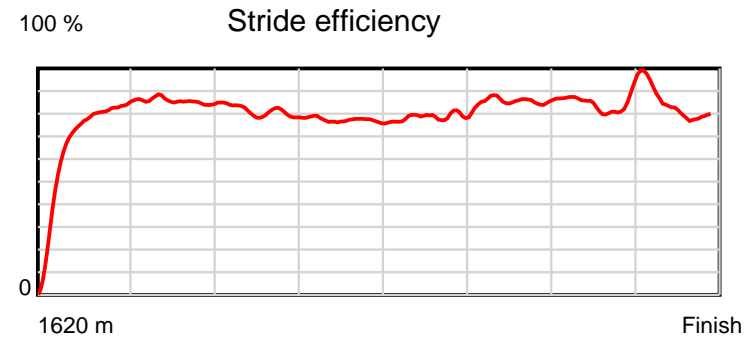
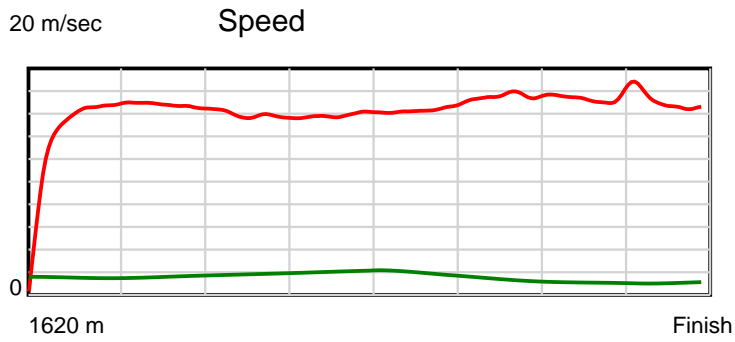
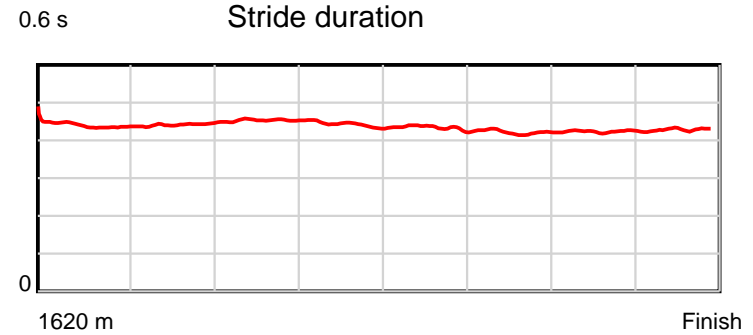
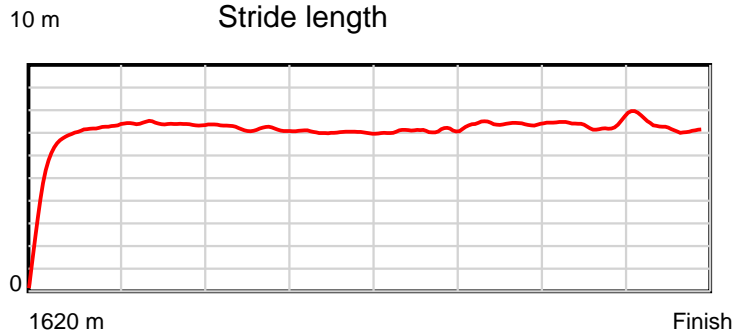
Disclaimer.

Tasracing Pty Ltd and Thoroughbred Ratings Pty Ltd accepts no responsibility for the completeness or accuracy of any of the information contained herein, and makes no representations about its suitability for any particular purpose. Users should make their own judgements about those matters and/or seek independent advice. You assume all risks associated with use of the data provided on this page.

Race Results

December 12, 2012, Race 5, BM78, Distance 1620m, Mowbray - Offset 9m

Result	TAB no.	Horse (Barrier)	1620 to	1600m to	1400m to	1200m to	1000m to	800m to	600m to	400m to	200m to	Total or	Margin
6th	1	Beven Heights (5)	1600m	1400m	1200m	1000m	800m	600m	400m	200m	WP	Average	
		Position in running (margin)	-	6(3.5)	5(2.7)	5(3.6)	5(3.6)	5(4.5)	5(3.6)	6(2.7)	6(3.0)		5.20
		Sectional time (s)	5.28	11.85	11.73	12.64	12.74	12.20	11.40	11.75	12.01		
		Cumulative time (s)	101.59	96.31	84.46	72.73	60.10	47.36	35.16	23.76	12.01	1:41.59	
		Speed (m/s)	3.79	16.88	17.05	15.82	15.70	16.39	17.54	17.02	16.65	15.95	
		Stride length (m)	2.09	7.41	7.51	7.16	6.97	7.12	7.40	7.20	7.11	7.02	
		Stride duration (s)	0.464	0.439	0.440	0.453	0.444	0.434	0.422	0.423	0.427	0.440	
		Stride efficiency (%)	6.85	85.71	88.15	80.22	75.99	79.14	85.57	81.10	79.05	76.99	
		Stride count	9.56	27.00	26.63	27.91	28.68	28.10	27.03	27.76	28.12	230.79	



Note: Horizontal distance axis grid lines are 200m furlongs.

Disclaimer.

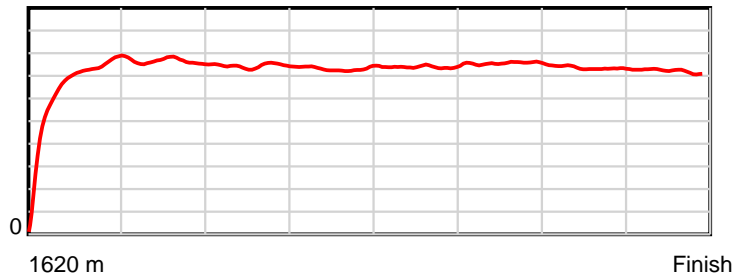
Tasracing Pty Ltd and Thoroughbred Ratings Pty Ltd accepts no responsibility for the completeness or accuracy of any of the information contained herein, and makes no representations about its suitability for any particular purpose. Users should make their own judgements about those matters and/or seek independent advice. You assume all risks associated with use of the data provided on this page.

Race Results

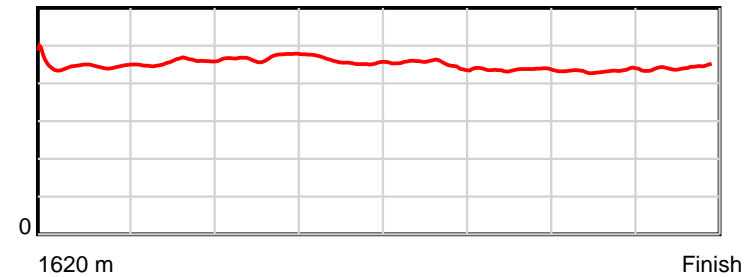
December 12, 2012, Race 5, BM78, Distance 1620m, Mowbray - Offset 9m

Result	TAB no.	Horse (Barrier)	1620 to	1600m to	1400m to	1200m to	1000m to	800m to	600m to	400m to	200m to	Total or	Margin
7th	10	Testa Jesta (6)	1600m	1400m	1200m	1000m	800m	600m	400m	200m	WP	Average	
		Position in running (margin)	-	2(1.3)	4(1.3)	4(2.5)	4(2.8)	4(3.8)	4(2.7)	4(1.1)	5(2.7)		5.50
		Sectional time (s)	4.80	11.98	11.77	12.69	12.77	12.15	11.28	11.97	12.24		
		Cumulative time (s)	101.65	96.85	84.88	73.11	60.42	47.65	35.49	24.21	12.24	1:41.65	
		Speed (m/s)	4.17	16.69	16.99	15.76	15.66	16.46	17.73	16.71	16.34	15.94	
		Stride length (m)	2.38	7.41	7.74	7.39	7.20	7.42	7.75	7.24	7.23	7.23	
		Stride duration (s)	0.483	0.444	0.456	0.469	0.460	0.451	0.438	0.433	0.442	0.453	
		Stride efficiency (%)	8.84	85.75	93.70	85.38	81.10	85.95	93.96	81.81	81.59	81.63	
		Stride count	8.41	27.00	25.83	27.06	27.76	26.97	25.79	27.64	27.68	224.14	

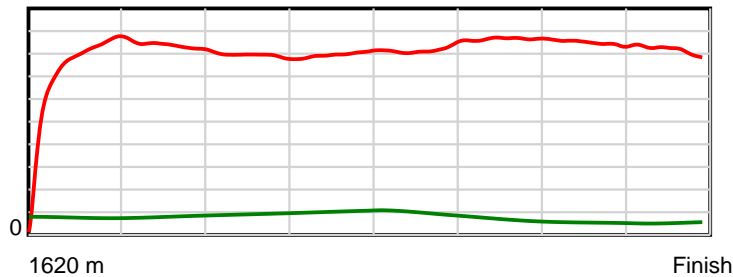
10 m Stride length



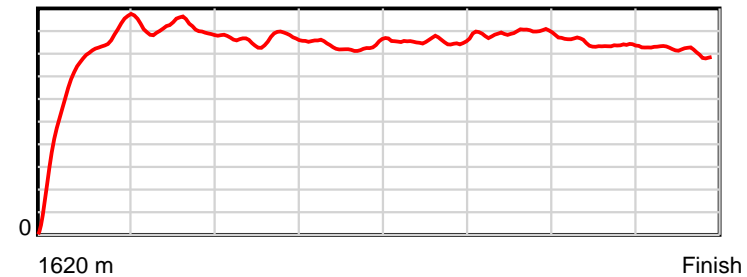
0.6 s Stride duration



20 m/sec Speed



100 % Stride efficiency



Note: Horizontal distance axis grid lines are 200m furlongs.

Disclaimer.

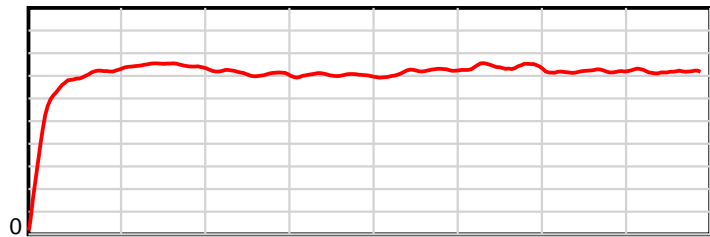
Tasracing Pty Ltd and Thoroughbred Ratings Pty Ltd accepts no responsibility for the completeness or accuracy of any of the information contained herein, and makes no representations about its suitability for any particular purpose. Users should make their own judgements about those matters and/or seek independent advice. You assume all risks associated with use of the data provided on this page.

Race Results

December 12, 2012, Race 5, BM78, Distance 1620m, Mowbray - Offset 9m

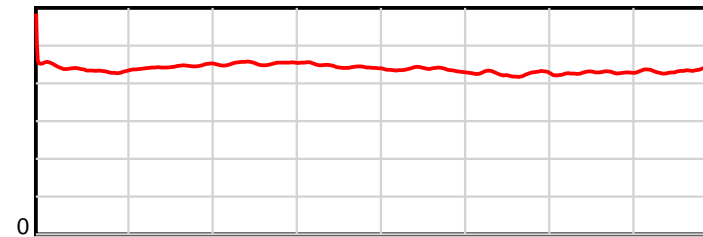
Result	TAB no.	Horse (Barrier)	1620 to	1600m to	1400m to	1200m to	1000m to	800m to	600m to	400m to	200m to	Total or	Margin
8th	4	Wallis (8)	1600m	1400m	1200m	1000m	800m	600m	400m	200m	WP	Average	
		Position in running (margin)	-	3(2.6)	6(3.4)	6(4.8)	8(5.7)	8(6.4)	8(5.9)	8(4.4)	8(6.0)		8.00
		Sectional time (s)	5.11	12.10	11.81	12.80	12.70	12.28	11.28	11.99	12.05		
		Cumulative time (s)	102.12	97.01	84.91	73.10	60.30	47.60	35.33	24.05	12.05	1:42.12	
		Speed (m/s)	3.91	16.53	16.93	15.62	15.75	16.29	17.73	16.68	16.60	15.86	
		Stride length (m)	2.21	7.21	7.52	7.08	7.03	7.11	7.57	7.11	7.20	7.02	
		Stride duration (s)	0.476	0.436	0.444	0.453	0.446	0.437	0.427	0.426	0.434	0.443	
		Stride efficiency (%)	7.62	81.14	88.30	78.23	77.13	79.02	89.44	78.98	81.00	77.09	
		Stride count	9.06	27.76	26.61	28.27	28.47	28.13	26.44	28.13	27.78	230.65	

10 m Stride length



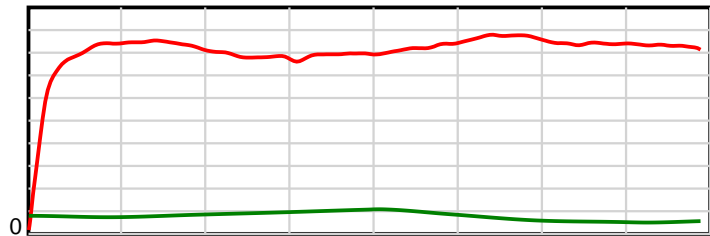
1620 m Finish

0.6 s Stride duration



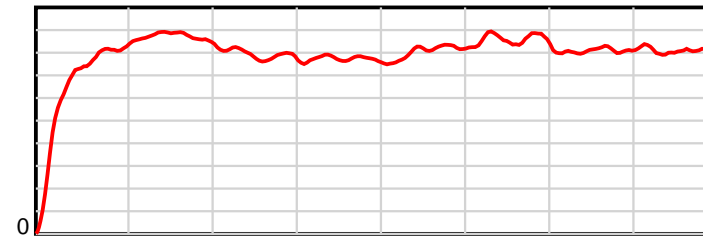
1620 m Finish

20 m/sec Speed



1620 m Finish

100 % Stride efficiency



1620 m Finish

Note: Horizontal distance axis grid lines are 200m furlongs.

Disclaimer.

Tasracing Pty Ltd and Thoroughbred Ratings Pty Ltd accepts no responsibility for the completeness or accuracy of any of the information contained herein, and makes no representations about its suitability for any particular purpose. Users should make their own judgements about those matters and/or seek independent advice. You assume all risks associated with use of the data provided on this page.