



## Race Results

Tasmanian Turf Club, Launceston, December 12, 2012

Compilation date: December 13, 2012, 11:03:11 AM (EST)

Copyright © 2012 Tasracing Pty Ltd. All rights reserved.

### Trademarks.

StrideMASTER is a registered trademark of Thoroughbred Ratings Pty Ltd.

### Disclaimer.

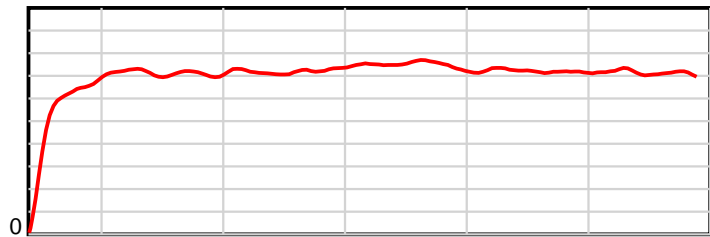
Tasracing Pty Ltd and Thoroughbred Ratings Pty Ltd accepts no responsibility for the completeness or accuracy of any of the information contained herein, and makes no representations about its suitability for any particular purpose. Users should make their own judgements about those matters and/or seek independent advice. You assume all risks associated with use of the data provided on this page.

# Race Results

December 12, 2012, Race 6, CL1, Distance 1120m, Mowbray - Offset 9m

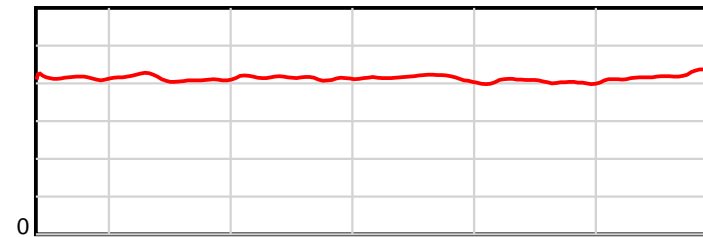
Result	TAB no.	Horse (Barrier)	1120 to	1000m to	800m to	600m to	400m to	200m to	Total or	Margin
1st	2	Streetwise Sav... (9)	1000m	800m	600m	400m	200m	WP	Average	
		Position in running (margin)	-	5(5.4)	6(6.8)	5(8.3)	2(2.7)	2(0.2)		0.00
		Sectional time (s)	10.90	11.18	11.38	10.89	11.52	11.65		
		Cumulative time (s)	67.53	56.63	45.44	34.07	23.17	11.65	1:07.53	
		Speed (m/s)	11.01	17.89	17.57	18.37	17.36	17.17	16.59	
		Stride length (m)	4.61	7.37	7.30	7.64	7.00	7.20	6.87	
		Stride duration (s)	0.402	0.412	0.415	0.416	0.403	0.420	0.414	
		Stride efficiency (%)	33.27	84.91	83.17	91.11	76.65	81.04	73.71	
		Stride count	26.01	27.13	27.41	26.19	28.56	27.77	163.07	

10 m Stride length



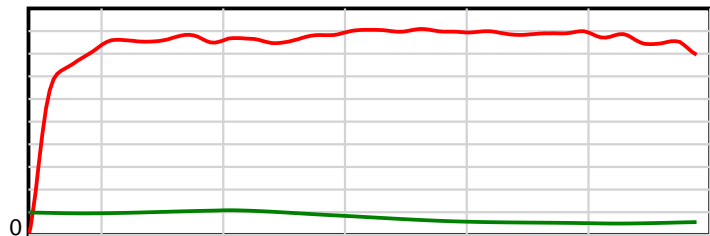
1120 m Finish

0.6 s Stride duration



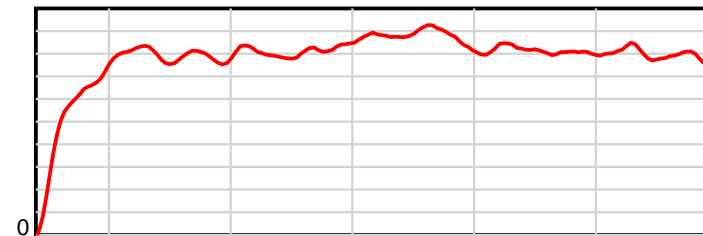
1120 m Finish

20 m/sec Speed



1120 m Finish

100 % Stride efficiency



1120 m Finish

Note: Horizontal distance axis grid lines are 200m furlongs.

## Disclaimer.

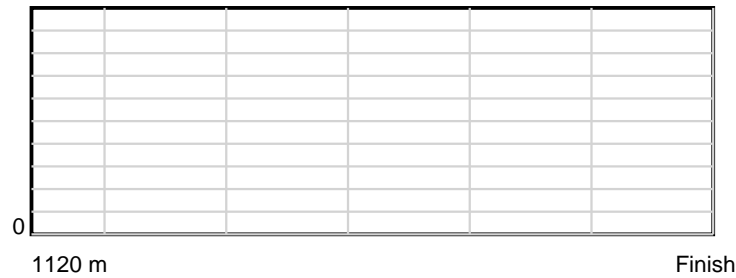
Tasracing Pty Ltd and Thoroughbred Ratings Pty Ltd accepts no responsibility for the completeness or accuracy of any of the information contained herein, and makes no representations about its suitability for any particular purpose. Users should make their own judgements about those matters and/or seek independent advice. You assume all risks associated with use of the data provided on this page.

# Race Results

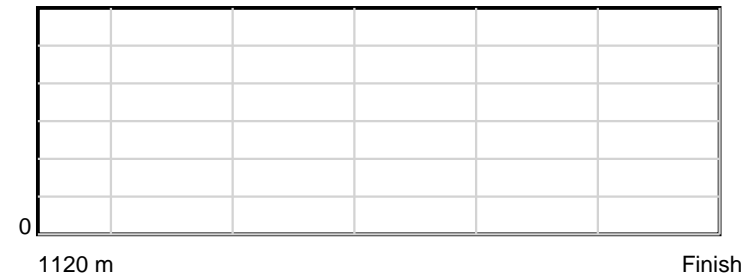
December 12, 2012, Race 6, CL1, Distance 1120m, Mowbray - Offset 9m

Result	TAB no.	Horse (Barrier)	1120 to	1000m to	800m to	600m to	400m to	200m to	Total or	Margin
2nd	9	Ready to Pounc... (7)								
		Position in running (margin)								
		Sectional time (s)								
		Cumulative time (s)								
		Speed (m/s)								
		Stride length (m)								
		Stride duration (s)								
		Stride efficiency (%)								
		Stride count								

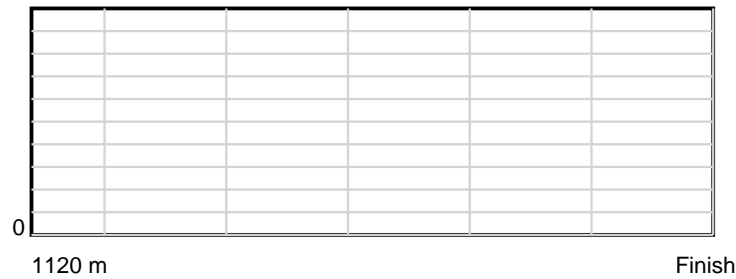
10 m Stride length



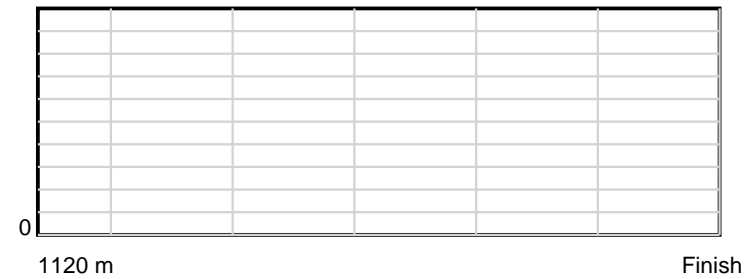
0.6 s Stride duration



20 m/sec Speed



100 % Stride efficiency



Note: Horizontal distance axis grid lines are 200m furlongs.

**Disclaimer.**

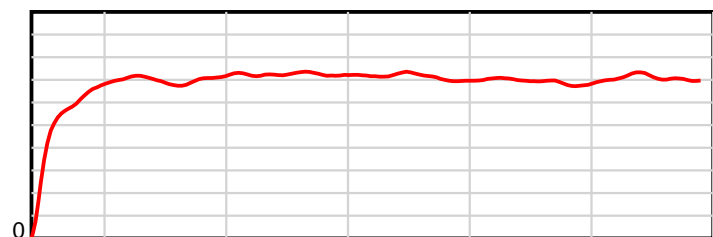
Tasracing Pty Ltd and Thoroughbred Ratings Pty Ltd accepts no responsibility for the completeness or accuracy of any of the information contained herein, and makes no representations about its suitability for any particular purpose. Users should make their own judgements about those matters and/or seek independent advice. You assume all risks associated with use of the data provided on this page.

# Race Results

December 12, 2012, Race 6, CL1, Distance 1120m, Mowbray - Offset 9m

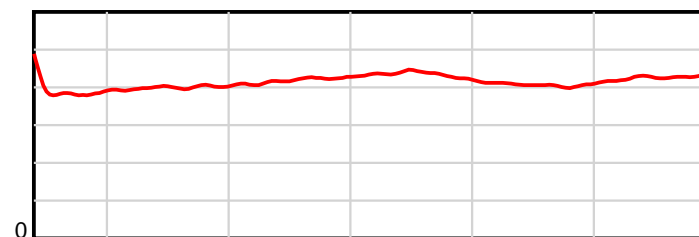
Result	TAB no.	Horse (Barrier)	1120 to	1000m to	800m to	600m to	400m to	200m to	Total or	Margin
3rd	3	<b>Strictly Roman... (2)</b>	<b>1000m</b>	<b>800m</b>	<b>600m</b>	<b>400m</b>	<b>200m</b>	<b>WP</b>	<b>Average</b>	
		Position in running (margin)	-	1(0.0)	2(1.3)	2(2.5)	3(2.9)	3(1.3)		2.90
		Sectional time (s)	9.95	11.17	11.33	11.89	11.67	12.05		
		Cumulative time (s)	68.06	58.11	46.94	35.61	23.72	12.05	1:08.06	
		Speed (m/s)	12.06	17.91	17.65	16.82	17.14	16.60	16.46	
		Stride length (m)	4.95	7.14	7.38	7.30	6.97	7.08	6.84	
		Stride duration (s)	0.399	0.399	0.418	0.434	0.407	0.427	0.416	
		Stride efficiency (%)	38.30	79.76	85.22	83.30	75.86	78.32	73.18	
		Stride count	24.24	27.99	27.08	27.39	28.71	28.25	163.66	

10 m Stride length



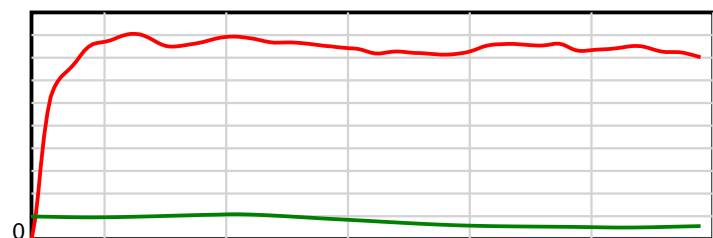
1120 m Finish

0.6 s Stride duration



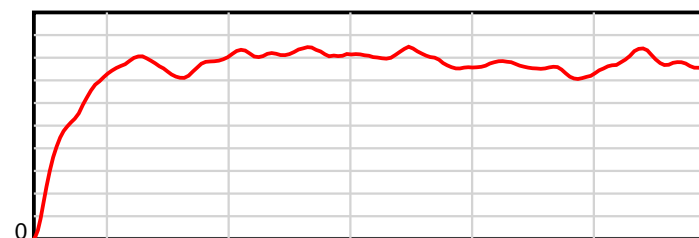
1120 m Finish

20 m/sec Speed



1120 m Finish

100 % Stride efficiency



1120 m Finish

Note: Horizontal distance axis grid lines are 200m furlongs.

## Disclaimer.

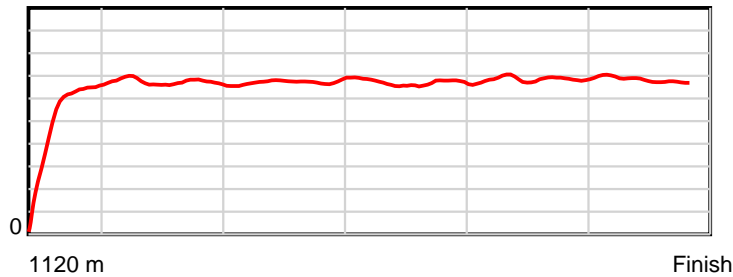
Tasracing Pty Ltd and Thoroughbred Ratings Pty Ltd accepts no responsibility for the completeness or accuracy of any of the information contained herein, and makes no representations about its suitability for any particular purpose. Users should make their own judgements about those matters and/or seek independent advice. You assume all risks associated with use of the data provided on this page.

# Race Results

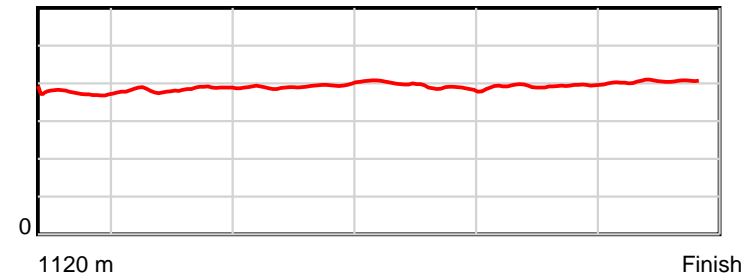
December 12, 2012, Race 6, CL1, Distance 1120m, Mowbray - Offset 9m

Result	TAB no.	Horse (Barrier)	1120 to	1000m to	800m to	600m to	400m to	200m to	Total or	Margin
4th	6	Enshroud (8)	1000m	800m	600m	400m	200m	WP	Average	
		Position in running (margin)	-	2(1.0)	3(1.7)	3(5.2)	4(4.0)	4(1.7)		3.90
		Sectional time (s)	10.28	11.07	11.72	11.61	11.56	12.01		
		Cumulative time (s)	68.24	57.96	46.89	35.18	23.56	12.01	1:08.23	
		Speed (m/s)	11.67	18.07	17.06	17.23	17.30	16.65	16.41	
		Stride length (m)	4.53	6.91	6.66	6.83	6.75	6.74	6.43	
		Stride duration (s)	0.378	0.382	0.390	0.396	0.390	0.404	0.392	
		Stride efficiency (%)	32.01	74.61	69.38	72.84	71.23	70.89	64.68	
		Stride count	26.52	28.94	30.02	29.29	29.62	29.69	174.08	

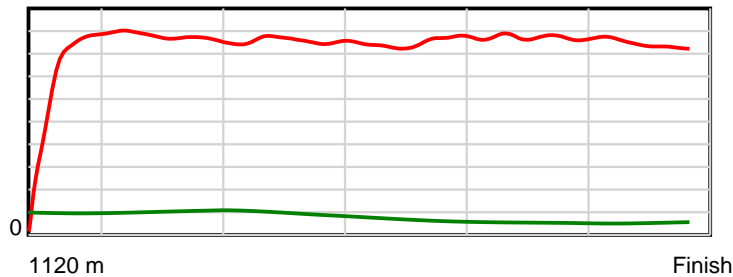
10 m Stride length



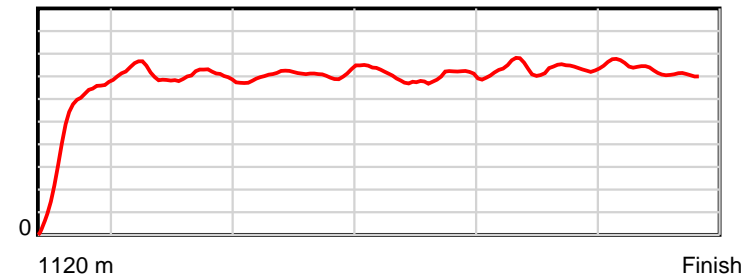
0.6 s Stride duration



20 m/sec Speed



100 % Stride efficiency



Note: Horizontal distance axis grid lines are 200m furlongs.

**Disclaimer.**

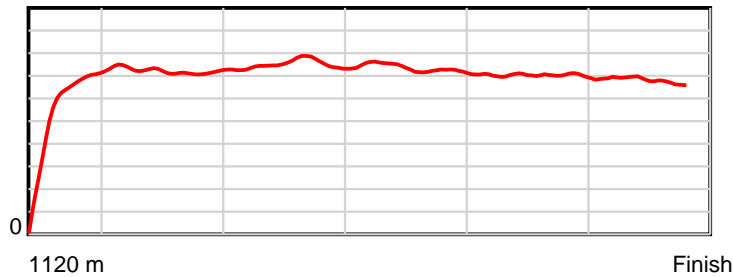
Tasracing Pty Ltd and Thoroughbred Ratings Pty Ltd accepts no responsibility for the completeness or accuracy of any of the information contained herein, and makes no representations about its suitability for any particular purpose. Users should make their own judgements about those matters and/or seek independent advice. You assume all risks associated with use of the data provided on this page.

# Race Results

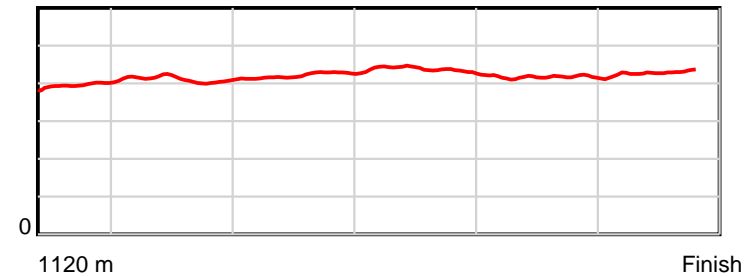
December 12, 2012, Race 6, CL1, Distance 1120m, Mowbray - Offset 9m

Result	TAB no.	Horse (Barrier)	1120 to	1000m to	800m to	600m to	400m to	200m to	Total or	Margin
5th	4	<b>Bertie's Bells (3)</b>	<b>1000m</b>	<b>800m</b>	<b>600m</b>	<b>400m</b>	<b>200m</b>	<b>WP</b>	<b>Average</b>	
		Position in running (margin)	-	3(1.8)	1(0.0)	1(0.0)	1(0.0)	1(0.0)		4.90
		Sectional time (s)	10.39	10.65	11.13	11.82	11.94	12.49		
		Cumulative time (s)	68.43	58.04	47.39	36.26	24.43	12.49	1:08.43	
		Speed (m/s)	11.55	18.78	17.97	16.92	16.75	16.01	16.37	
		Stride length (m)	4.68	7.71	7.51	7.37	7.00	6.81	6.86	
		Stride duration (s)	0.388	0.410	0.418	0.435	0.418	0.425	0.419	
		Stride efficiency (%)	34.26	92.80	88.23	84.77	76.65	72.44	73.52	
		Stride count	25.63	25.95	26.62	27.15	28.56	29.37	163.28	

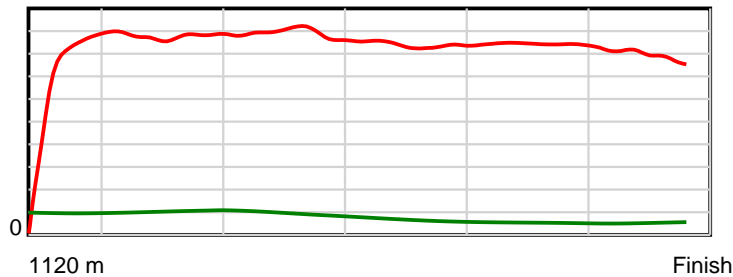
10 m Stride length



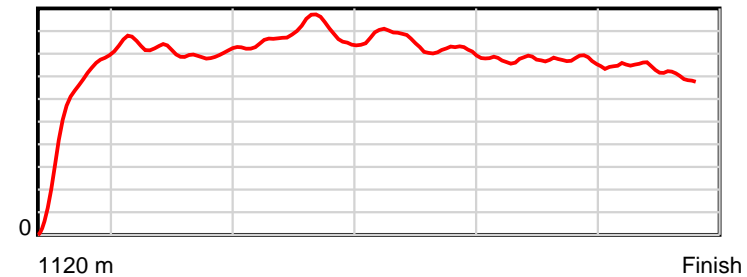
0.6 s Stride duration



20 m/sec Speed



100 % Stride efficiency



Note: Horizontal distance axis grid lines are 200m furlongs.

## Disclaimer.

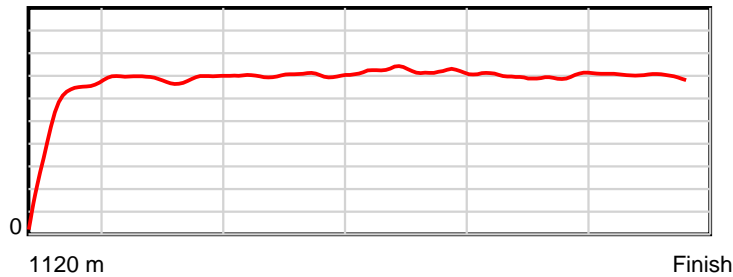
Tasracing Pty Ltd and Thoroughbred Ratings Pty Ltd accepts no responsibility for the completeness or accuracy of any of the information contained herein, and makes no representations about its suitability for any particular purpose. Users should make their own judgements about those matters and/or seek independent advice. You assume all risks associated with use of the data provided on this page.

# Race Results

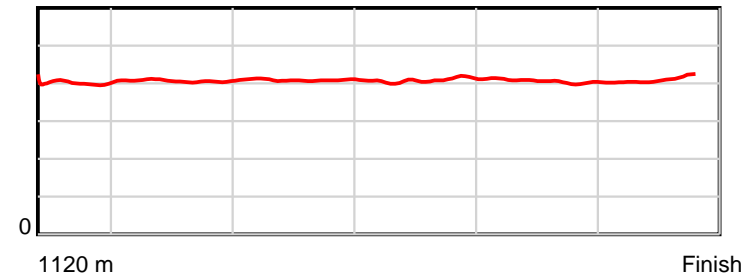
December 12, 2012, Race 6, CL1, Distance 1120m, Mowbray - Offset 9m

Result	TAB no.	Horse (Barrier)	1120 to	1000m to	800m to	600m to	400m to	200m to	Total or	Margin
6th	7	<b>Gotta Have Vib... (6)</b>	<b>1000m</b>	<b>800m</b>	<b>600m</b>	<b>400m</b>	<b>200m</b>	<b>WP</b>	<b>Average</b>	
		Position in running (margin)	-	4(4.7)	5(6.7)	6(8.4)	5(4.1)	6(3.9)		5.10
		Sectional time (s)	11.08	11.30	11.41	11.11	11.90	11.67		
		Cumulative time (s)	68.47	57.39	46.09	34.69	23.57	11.67	1:08.46	
		Speed (m/s)	10.83	17.70	17.53	18.00	16.81	17.14	16.36	
		Stride length (m)	4.64	7.19	7.16	7.33	6.85	7.01	6.72	
		Stride duration (s)	0.407	0.406	0.408	0.408	0.407	0.409	0.411	
		Stride efficiency (%)	33.59	80.86	80.09	84.06	73.31	76.74	70.60	
		Stride count	25.88	27.80	27.94	27.27	29.20	28.54	166.63	

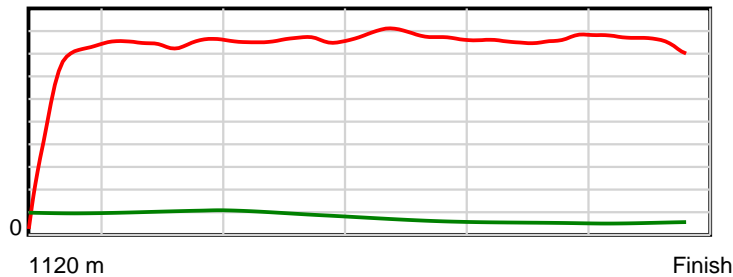
10 m Stride length



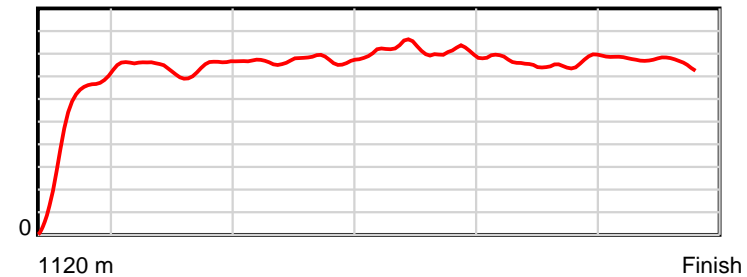
0.6 s Stride duration



20 m/sec Speed



100 % Stride efficiency



Note: Horizontal distance axis grid lines are 200m furlongs.

**Disclaimer.**

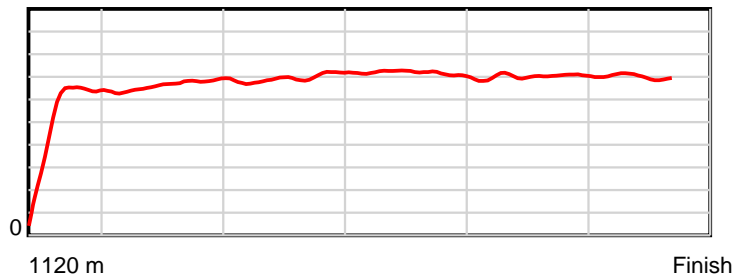
Tasracing Pty Ltd and Thoroughbred Ratings Pty Ltd accepts no responsibility for the completeness or accuracy of any of the information contained herein, and makes no representations about its suitability for any particular purpose. Users should make their own judgements about those matters and/or seek independent advice. You assume all risks associated with use of the data provided on this page.

# Race Results

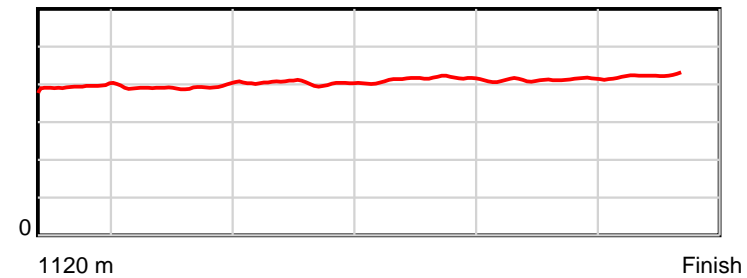
December 12, 2012, Race 6, CL1, Distance 1120m, Mowbray - Offset 9m

Result	TAB no.	Horse (Barrier)	1120 to	1000m to	800m to	600m to	400m to	200m to	Total or	Margin
7th	1	<b>Bel Ombre (1)</b>	<b>1000m</b>	<b>800m</b>	<b>600m</b>	<b>400m</b>	<b>200m</b>	<b>WP</b>	<b>Average</b>	
		Position in running (margin)	-	6(6.0)	4(5.8)	4(7.8)	6(4.6)	5(3.6)		5.50
		Sectional time (s)	11.01	10.91	11.48	11.28	11.77	12.09		
		Cumulative time (s)	68.54	57.53	46.62	35.14	23.86	12.09	1:08.54	
		Speed (m/s)	10.90	18.33	17.42	17.73	16.99	16.54	16.34	
		Stride length (m)	4.24	7.17	7.02	7.28	6.99	6.99	6.61	
		Stride duration (s)	0.380	0.391	0.403	0.411	0.412	0.422	0.405	
		Stride efficiency (%)	28.05	80.26	77.04	82.79	76.41	76.30	68.30	
		Stride count	28.32	27.91	28.48	27.48	28.60	28.62	169.41	

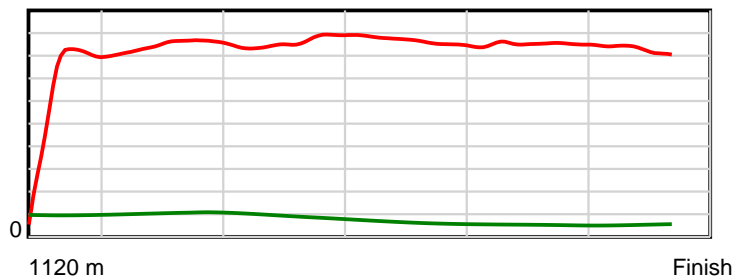
10 m Stride length



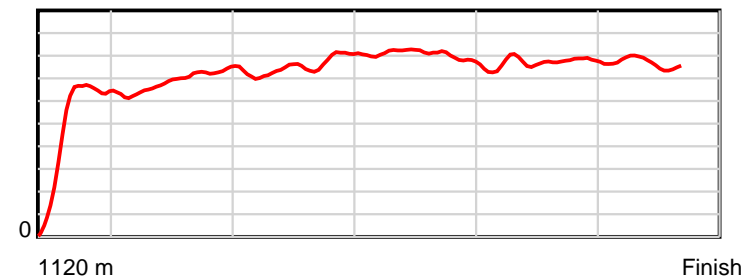
0.6 s Stride duration



20 m/sec Speed



100 % Stride efficiency



Note: Horizontal distance axis grid lines are 200m furlongs.

## Disclaimer.

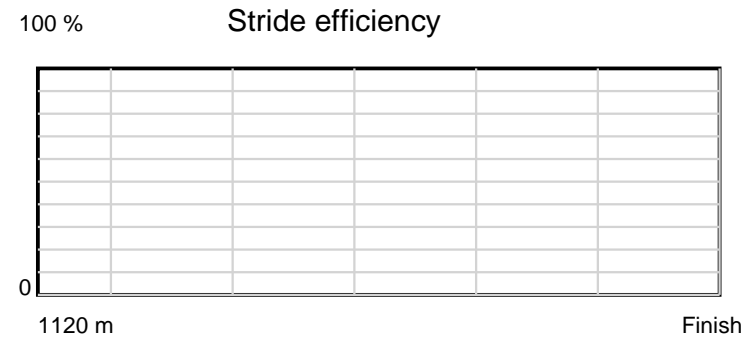
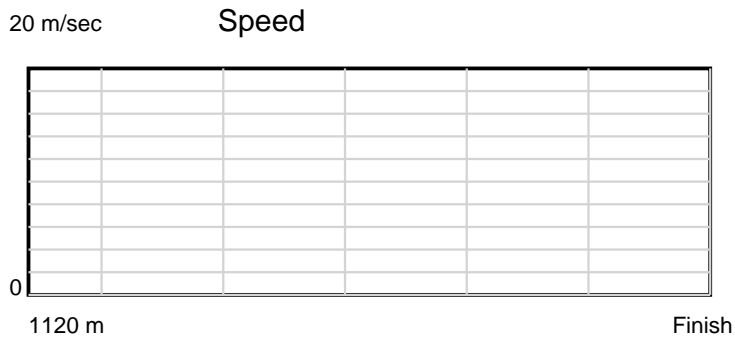
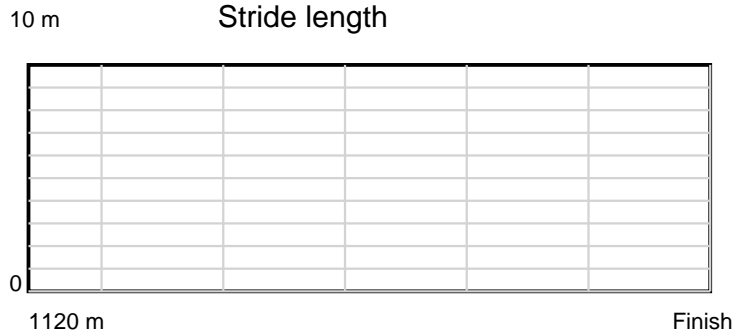
Tasracing Pty Ltd and Thoroughbred Ratings Pty Ltd accepts no responsibility for the completeness or accuracy of any of the information contained herein, and makes no representations about its suitability for any particular purpose. Users should make their own judgements about those matters and/or seek independent advice. You assume all risks associated with use of the data provided on this page.



# Race Results

December 12, 2012, Race 6, CL1, Distance 1120m, Mowbray - Offset 9m

Result	TAB no.	Horse (Barrier)	1120 to	1000m to	800m to	600m to	400m to	200m to	Total or	Margin
8th	10	<b>Modo Vinco (4)</b>								
		Position in running (margin)								
		Sectional time (s)								
		Cumulative time (s)								
		Speed (m/s)								
		Stride length (m)								
		Stride duration (s)								
		Stride efficiency (%)								
		Stride count								



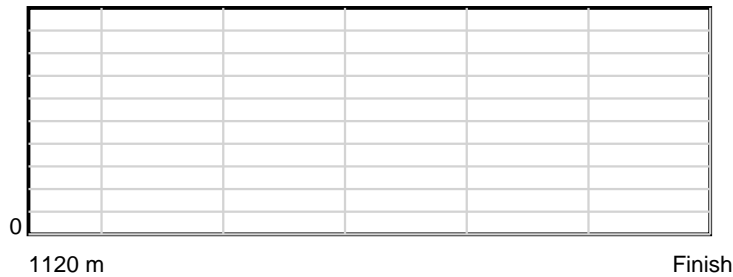
Note: Horizontal distance axis grid lines are 200m furlongs.

# Race Results

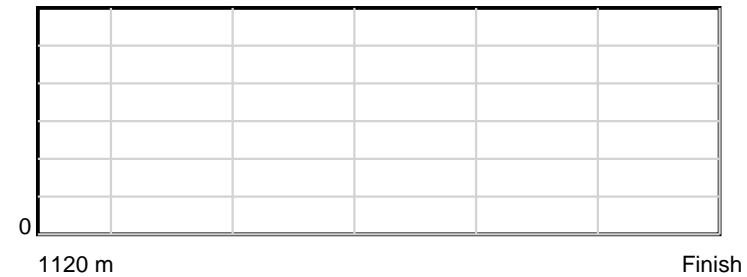
December 12, 2012, Race 6, CL1, Distance 1120m, Mowbray - Offset 9m

Result	TAB no.	Horse (Barrier)	1120 to	1000m to	800m to	600m to	400m to	200m to	Total or	Margin
9th	8	<b>Monastroem (5)</b>								
		Position in running (margin)								
		Sectional time (s)								
		Cumulative time (s)								
		Speed (m/s)								
		Stride length (m)								
		Stride duration (s)								
		Stride efficiency (%)								
		Stride count								

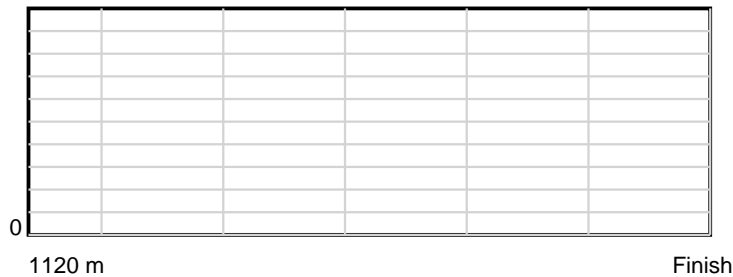
10 m Stride length



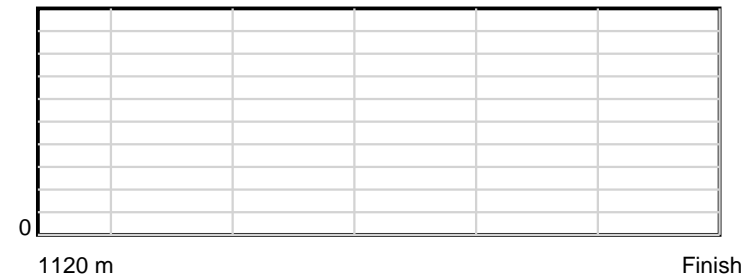
0.6 s Stride duration



20 m/sec Speed



100 % Stride efficiency



Note: Horizontal distance axis grid lines are 200m furlongs.

**Disclaimer.**

Tasracing Pty Ltd and Thoroughbred Ratings Pty Ltd accepts no responsibility for the completeness or accuracy of any of the information contained herein, and makes no representations about its suitability for any particular purpose. Users should make their own judgements about those matters and/or seek independent advice. You assume all risks associated with use of the data provided on this page.