



Race Results

Tasmanian Racing Club, Hobart, December 16, 2012

Compilation date: December 17, 2012, 8:29:42 AM (EST)

Copyright © 2012 Tasracing Pty Ltd. All rights reserved.

Trademarks.

StrideMASTER is a registered trademark of Thoroughbred Ratings Pty Ltd.

Disclaimer.

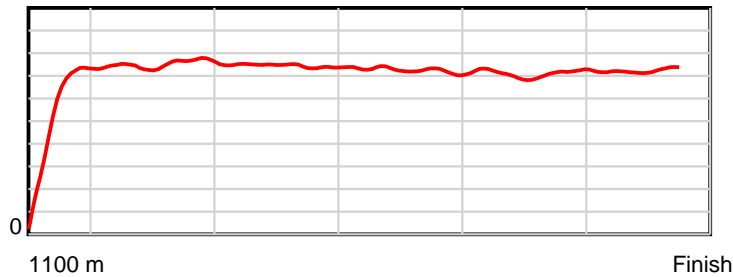
Tasracing Pty Ltd and Thoroughbred Ratings Pty Ltd accepts no responsibility for the completeness or accuracy of any of the information contained herein, and makes no representations about its suitability for any particular purpose. Users should make their own judgements about those matters and/or seek independent advice. You assume all risks associated with use of the data provided on this page.

Race Results

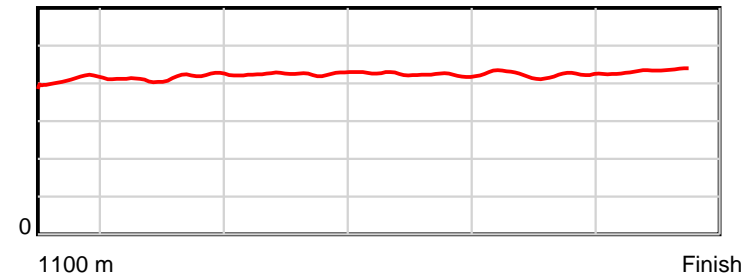
December 16, 2012, Race 7, BM78, Distance 1100m, Elwick Course Proper - Offset 0m

Result	TAB no.	Horse (Barrier)	1100 to	1000m to	800m to	600m to	400m to	200m to	Total or	Margin
1st	1	Galibier (6)	1000m	800m	600m	400m	200m	WP	Average	
		Position in running (margin)	-	9(2.3)	2(0.8)	2(1.0)	2(0.5)	1(0.0)		0.00
		Sectional time (s)	8.93	10.58	11.30	11.78	11.66	11.65		
		Cumulative time (s)	65.90	56.97	46.38	35.09	23.30	11.65	1:05.90	
		Speed (m/s)	11.20	18.90	17.70	16.98	17.15	17.17	16.69	
		Stride length (m)	4.65	7.82	7.50	7.23	7.26	7.41	7.05	
		Stride duration (s)	0.395	0.414	0.424	0.426	0.423	0.431	0.423	
		Stride efficiency (%)	33.85	95.52	87.98	81.61	82.30	85.81	77.75	
		Stride count	21.49	25.58	26.65	27.68	27.56	26.99	155.95	

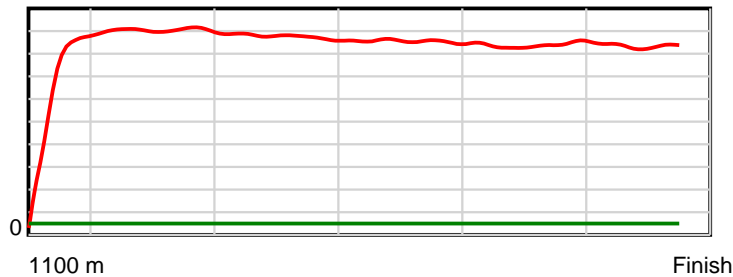
10 m Stride length



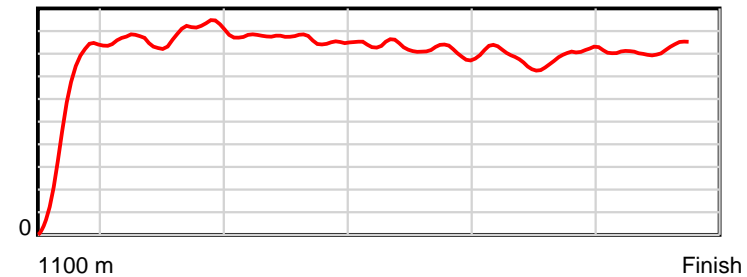
0.6 s Stride duration



20 m/sec Speed



100 % Stride efficiency



Note: Horizontal distance axis grid lines are 200m furlongs.

Disclaimer.

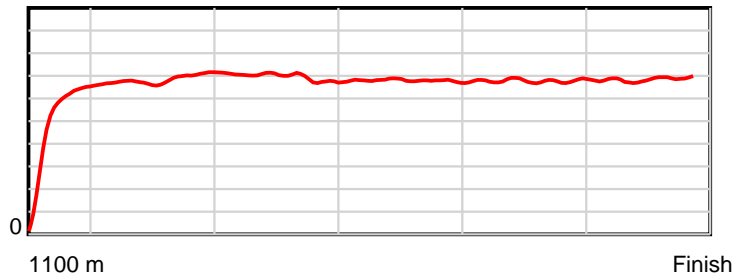
Tasracing Pty Ltd and Thoroughbred Ratings Pty Ltd accepts no responsibility for the completeness or accuracy of any of the information contained herein, and makes no representations about its suitability for any particular purpose. Users should make their own judgements about those matters and/or seek independent advice. You assume all risks associated with use of the data provided on this page.

Race Results

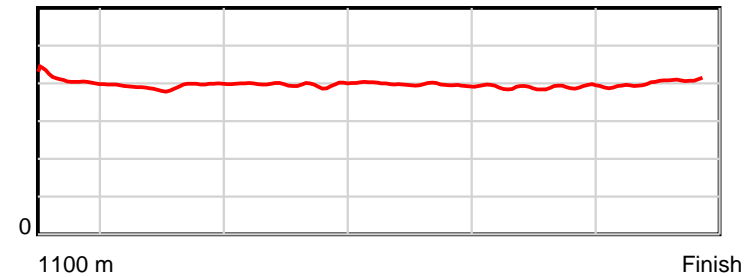
December 16, 2012, Race 7, BM78, Distance 1100m, Elwick Course Proper - Offset 0m

Result	TAB no.	Horse (Barrier)	1100 to	1000m to	800m to	600m to	400m to	200m to	Total or	Margin
2nd	5	The Son Shines (7)	1000m	800m	600m	400m	200m	WP	Average	
		Position in running (margin)	-	10(3.5)	10(4.9)	9(5.5)	8(4.3)	7(1.7)		1.00
		Sectional time (s)	9.06	11.07	11.38	11.66	11.30	11.61		
		Cumulative time (s)	66.08	57.02	45.95	34.57	22.91	11.61	1:06.07	
		Speed (m/s)	11.04	18.07	17.57	17.15	17.70	17.23	16.65	
		Stride length (m)	4.72	7.08	6.97	6.81	6.90	6.91	6.65	
		Stride duration (s)	0.410	0.392	0.397	0.397	0.390	0.401	0.399	
		Stride efficiency (%)	34.85	78.29	75.91	72.57	74.38	74.52	69.09	
		Stride count	21.18	28.26	28.69	29.35	28.99	28.96	165.43	

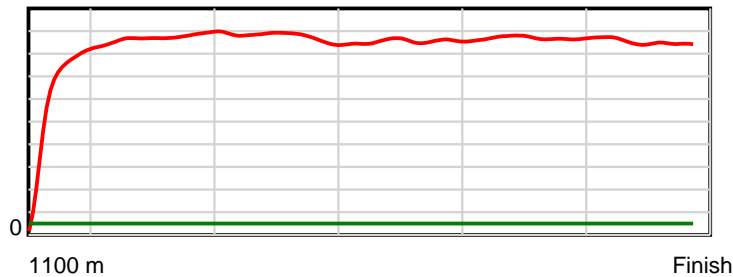
10 m Stride length



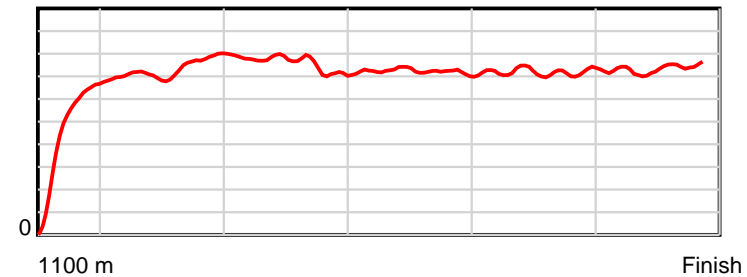
0.6 s Stride duration



20 m/sec Speed



100 % Stride efficiency



Note: Horizontal distance axis grid lines are 200m furlongs.

Disclaimer.

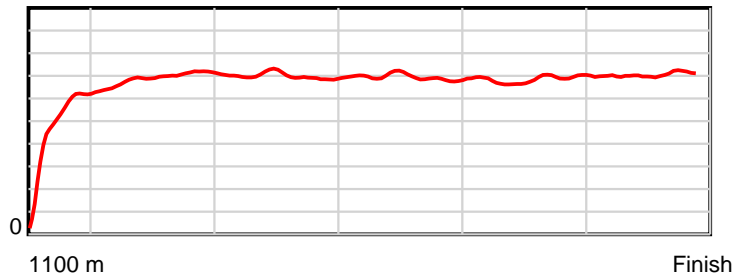
Tasracing Pty Ltd and Thoroughbred Ratings Pty Ltd accepts no responsibility for the completeness or accuracy of any of the information contained herein, and makes no representations about its suitability for any particular purpose. Users should make their own judgements about those matters and/or seek independent advice. You assume all risks associated with use of the data provided on this page.

Race Results

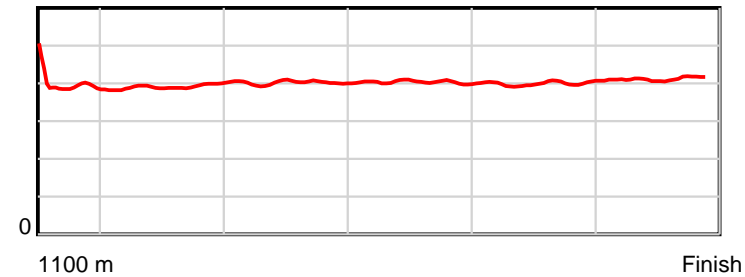
December 16, 2012, Race 7, BM78, Distance 1100m, Elwick Course Proper - Offset 0m

Result	TAB no.	Horse (Barrier)	1100 to	1000m to	800m to	600m to	400m to	200m to	Total or	Margin
3rd	11	Shardoo (5)	1000m	800m	600m	400m	200m	WP	Average	
		Position in running (margin)	-	8(2.3)	8(3.4)	8(4.7)	9(4.8)	8(2.3)		2.30
		Sectional time (s)	9.06	11.02	11.48	11.88	11.33	11.55		
		Cumulative time (s)	66.32	57.26	46.24	34.76	22.88	11.55	1:06.31	
		Speed (m/s)	11.04	18.15	17.42	16.84	17.65	17.32	16.59	
		Stride length (m)	4.57	7.08	7.00	6.79	7.04	7.11	6.68	
		Stride duration (s)	0.392	0.390	0.402	0.403	0.399	0.411	0.403	
		Stride efficiency (%)	32.61	78.25	76.55	71.98	77.54	79.06	69.70	
		Stride count	21.89	28.26	28.58	29.47	28.39	28.12	164.71	

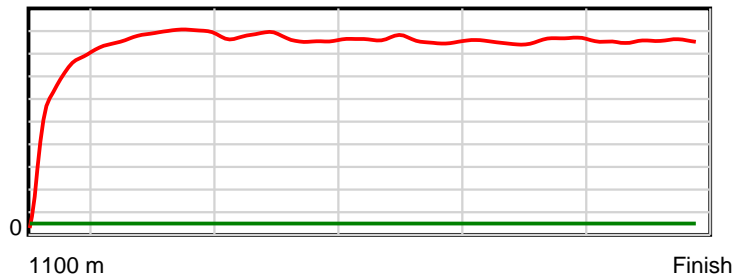
10 m Stride length



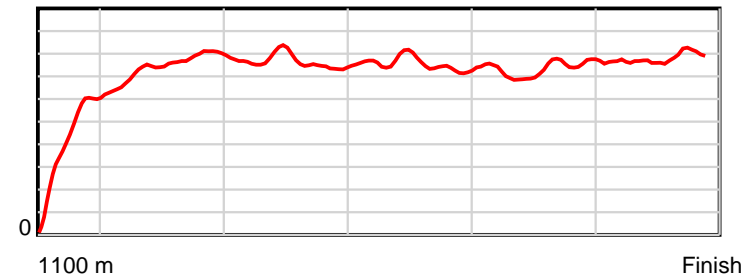
0.6 s Stride duration



20 m/sec Speed



100 % Stride efficiency



Note: Horizontal distance axis grid lines are 200m furlongs.

Disclaimer.

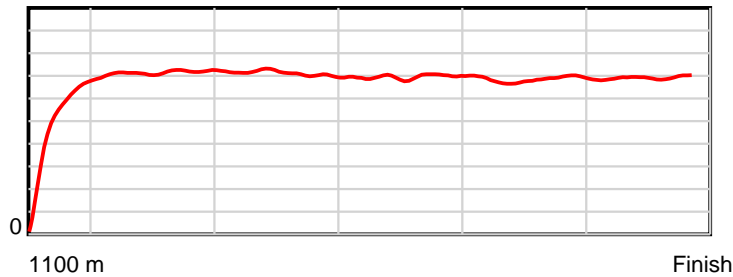
Tasracing Pty Ltd and Thoroughbred Ratings Pty Ltd accepts no responsibility for the completeness or accuracy of any of the information contained herein, and makes no representations about its suitability for any particular purpose. Users should make their own judgements about those matters and/or seek independent advice. You assume all risks associated with use of the data provided on this page.

Race Results

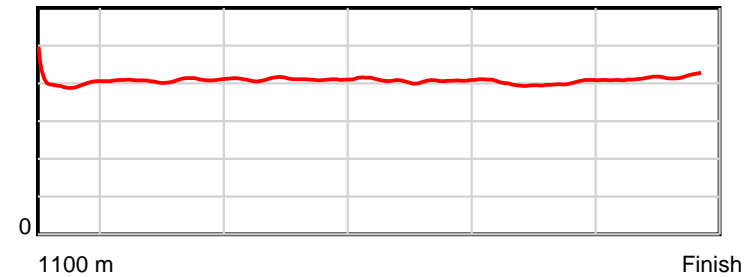
December 16, 2012, Race 7, BM78, Distance 1100m, Elwick Course Proper - Offset 0m

Result	TAB no.	Horse (Barrier)	1100 to	1000m to	800m to	600m to	400m to	200m to	Total or	Margin
4th	2	Mr Isaac (4)	1000m	800m	600m	400m	200m	WP	Average	
		Position in running (margin)	-	6(1.5)	7(2.8)	7(4.1)	7(3.1)	5(1.4)		2.80
		Sectional time (s)	8.83	11.05	11.49	11.69	11.46	11.89		
		Cumulative time (s)	66.41	57.58	46.53	35.05	23.35	11.89	1:06.40	
		Speed (m/s)	11.33	18.10	17.41	17.11	17.45	16.82	16.56	
		Stride length (m)	4.91	7.39	7.15	6.96	6.99	6.98	6.82	
		Stride duration (s)	0.413	0.408	0.411	0.407	0.401	0.415	0.411	
		Stride efficiency (%)	37.64	85.36	79.85	75.75	76.44	76.15	72.58	
		Stride count	20.38	27.06	27.98	28.73	28.60	28.65	161.40	

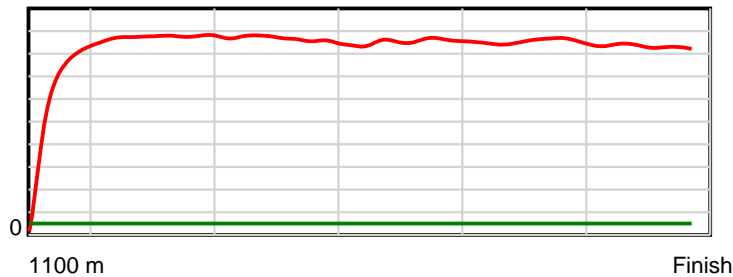
10 m Stride length



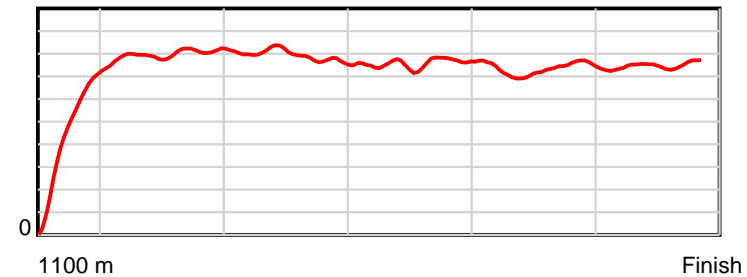
0.6 s Stride duration



20 m/sec Speed



100 % Stride efficiency



Note: Horizontal distance axis grid lines are 200m furlongs.

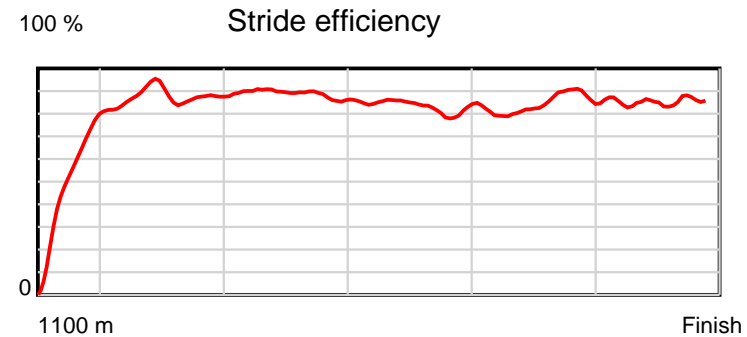
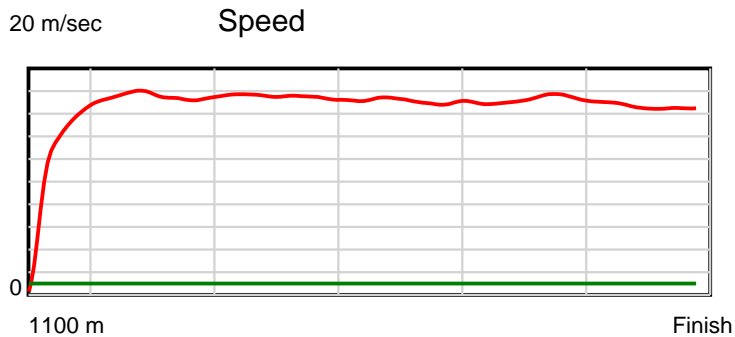
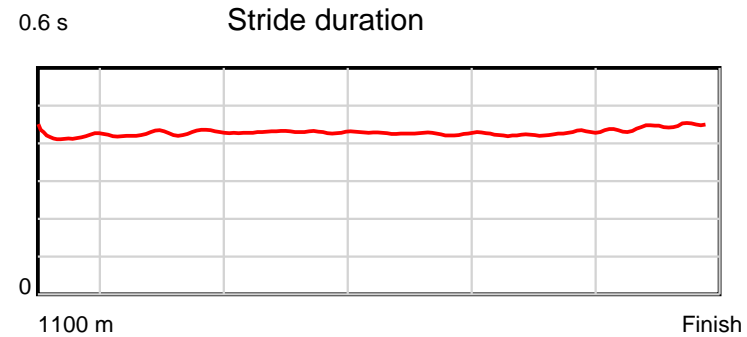
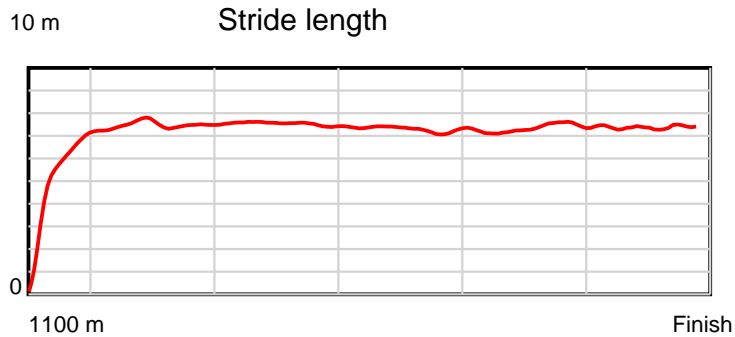
Disclaimer.

Tasracing Pty Ltd and Thoroughbred Ratings Pty Ltd accepts no responsibility for the completeness or accuracy of any of the information contained herein, and makes no representations about its suitability for any particular purpose. Users should make their own judgements about those matters and/or seek independent advice. You assume all risks associated with use of the data provided on this page.

Race Results

December 16, 2012, Race 7, BM78, Distance 1100m, Elwick Course Proper - Offset 0m

Result	TAB no.	Horse (Barrier)	1100 to	1000m to	800m to	600m to	400m to	200m to	Total or	Margin
5th	7	Whiskey Fella (8)	1000m	800m	600m	400m	200m	WP	Average	
		Position in running (margin)	-	5(1.1)	5(2.3)	5(3.0)	4(1.7)	3(0.3)		3.00
		Sectional time (s)	8.84	11.03	11.40	11.64	11.51	12.01		
		Cumulative time (s)	66.44	57.60	46.56	35.16	23.52	12.01	1:06.43	
		Speed (m/s)	11.31	18.13	17.54	17.18	17.38	16.65	16.56	
		Stride length (m)	5.04	7.73	7.53	7.31	7.37	7.39	7.15	
		Stride duration (s)	0.420	0.426	0.429	0.425	0.424	0.444	0.432	
		Stride efficiency (%)	39.73	93.41	88.60	83.54	84.79	85.25	79.89	
		Stride count	19.83	25.87	26.56	27.35	27.15	27.08	153.84	



Note: Horizontal distance axis grid lines are 200m furlongs.

Disclaimer.

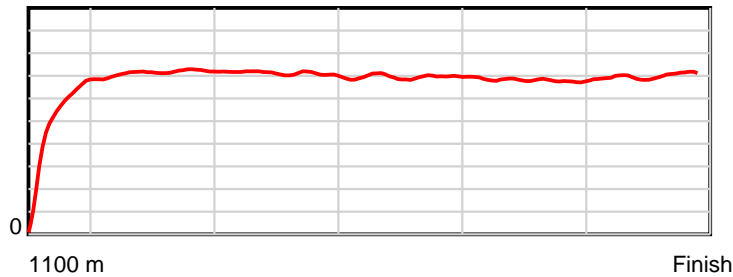
Tasracing Pty Ltd and Thoroughbred Ratings Pty Ltd accepts no responsibility for the completeness or accuracy of any of the information contained herein, and makes no representations about its suitability for any particular purpose. Users should make their own judgements about those matters and/or seek independent advice. You assume all risks associated with use of the data provided on this page.

Race Results

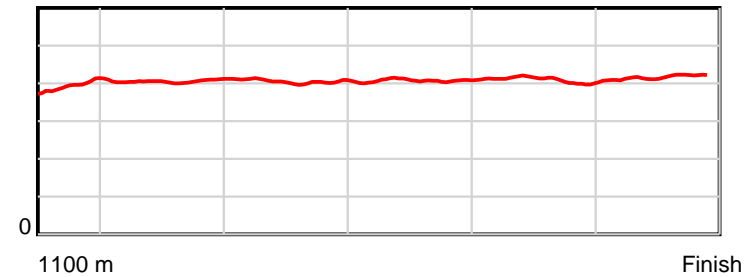
December 16, 2012, Race 7, BM78, Distance 1100m, Elwick Course Proper - Offset 0m

Result	TAB no.	Horse (Barrier)	1100 to	1000m to	800m to	600m to	400m to	200m to	Total or	Margin
6th	9	Merits Respect (1)	1000m	800m	600m	400m	200m	WP	Average	
		Position in running (margin)	-	2(0.6)	3(1.1)	3(1.5)	3(0.8)	4(1.1)		4.00
		Sectional time (s)	8.89	10.92	11.34	11.73	11.80	11.95		
		Cumulative time (s)	66.63	57.74	46.82	35.48	23.74	11.95	1:06.62	
		Speed (m/s)	11.25	18.32	17.64	17.05	16.95	16.74	16.51	
		Stride length (m)	4.64	7.41	7.14	6.93	6.94	6.95	6.75	
		Stride duration (s)	0.386	0.404	0.405	0.406	0.410	0.415	0.409	
		Stride efficiency (%)	33.63	85.70	79.75	74.94	75.36	75.38	71.12	
		Stride count	21.56	27.01	28.00	28.88	28.80	28.80	163.05	

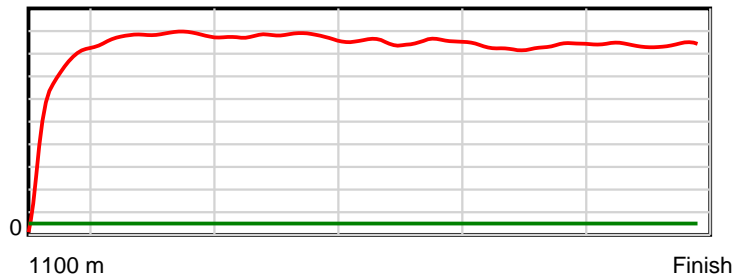
10 m Stride length



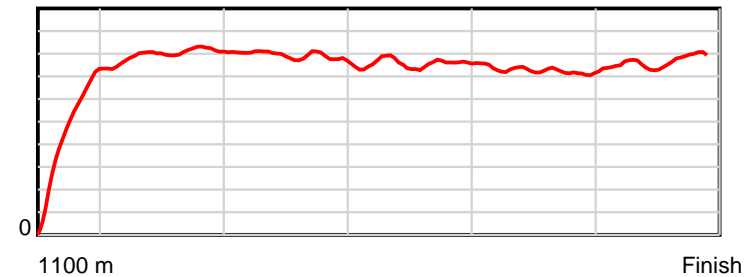
0.6 s Stride duration



20 m/sec Speed



100 % Stride efficiency



Note: Horizontal distance axis grid lines are 200m furlongs.

Disclaimer.

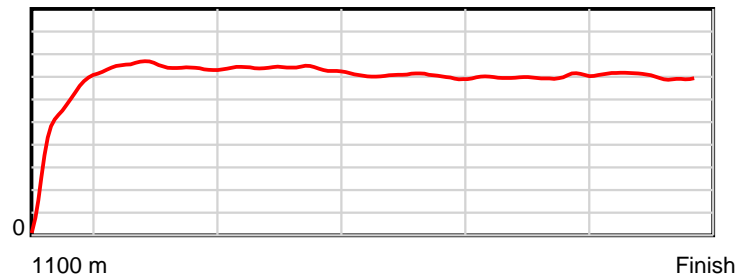
Tasracing Pty Ltd and Thoroughbred Ratings Pty Ltd accepts no responsibility for the completeness or accuracy of any of the information contained herein, and makes no representations about its suitability for any particular purpose. Users should make their own judgements about those matters and/or seek independent advice. You assume all risks associated with use of the data provided on this page.

Race Results

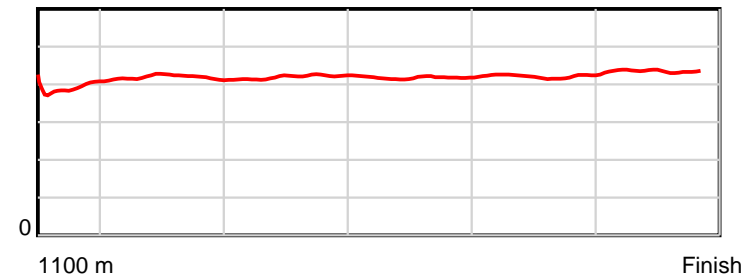
December 16, 2012, Race 7, BM78, Distance 1100m, Elwick Course Proper - Offset 0m

Result	TAB no.	Horse (Barrier)	1100 to	1000m to	800m to	600m to	400m to	200m to	Total or	Margin
7th	4	Krakeour (9)	1000m	800m	600m	400m	200m	WP	Average	
		Position in running (margin)	-	1(0.0)	1(0.0)	1(0.0)	1(0.0)	2(0.2)		4.80
		Sectional time (s)	8.76	10.83	11.27	11.86	11.77	12.27		
		Cumulative time (s)	66.77	58.01	47.18	35.90	24.04	12.27	1:06.76	
		Speed (m/s)	11.41	18.47	17.75	16.86	16.99	16.30	16.47	
		Stride length (m)	4.75	7.74	7.43	7.05	7.15	7.09	6.95	
		Stride duration (s)	0.390	0.419	0.419	0.418	0.421	0.435	0.422	
		Stride efficiency (%)	35.30	93.58	86.29	77.65	79.87	78.54	75.42	
		Stride count	21.04	25.84	26.91	28.37	27.97	28.21	158.34	

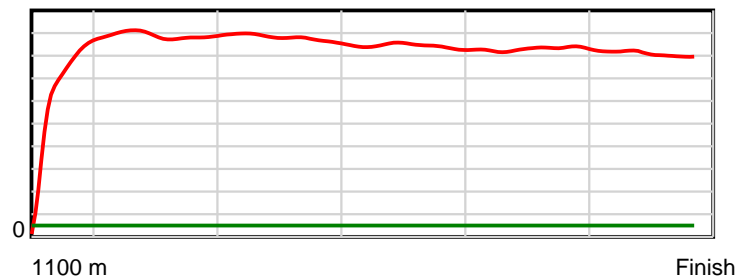
10 m Stride length



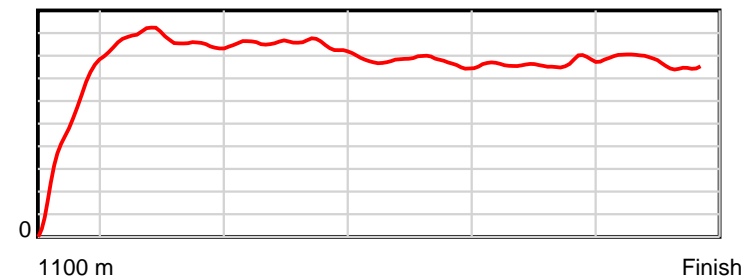
0.6 s Stride duration



20 m/sec Speed



100 % Stride efficiency



Note: Horizontal distance axis grid lines are 200m furlongs.

Disclaimer.

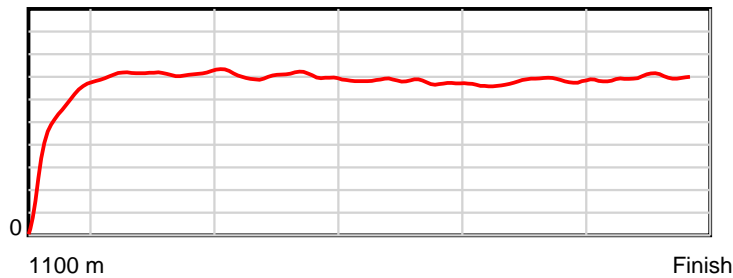
Tasracing Pty Ltd and Thoroughbred Ratings Pty Ltd accepts no responsibility for the completeness or accuracy of any of the information contained herein, and makes no representations about its suitability for any particular purpose. Users should make their own judgements about those matters and/or seek independent advice. You assume all risks associated with use of the data provided on this page.

Race Results

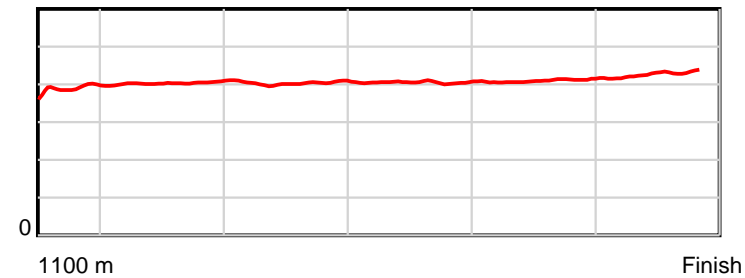
December 16, 2012, Race 7, BM78, Distance 1100m, Elwick Course Proper - Offset 0m

Result	TAB no.	Horse (Barrier)	1100 to	1000m to	800m to	600m to	400m to	200m to	Total or	Margin
8th	8	Beau Vallon (3)	1000m	800m	600m	400m	200m	WP	Average	
		Position in running (margin)	-	3(0.6)	4(2.0)	4(2.4)	5(2.4)	6(1.7)		5.10
		Sectional time (s)	8.89	11.07	11.33	11.86	11.62	12.06		
		Cumulative time (s)	66.83	57.94	46.87	35.54	23.67	12.06	1:06.82	
		Speed (m/s)	11.25	18.07	17.65	16.86	17.21	16.58	16.46	
		Stride length (m)	4.64	7.28	7.12	6.82	7.04	7.07	6.74	
		Stride duration (s)	0.383	0.403	0.403	0.405	0.409	0.426	0.410	
		Stride efficiency (%)	33.60	82.77	79.19	72.69	77.38	78.15	71.04	
		Stride count	21.56	27.48	28.09	29.32	28.42	28.28	163.15	

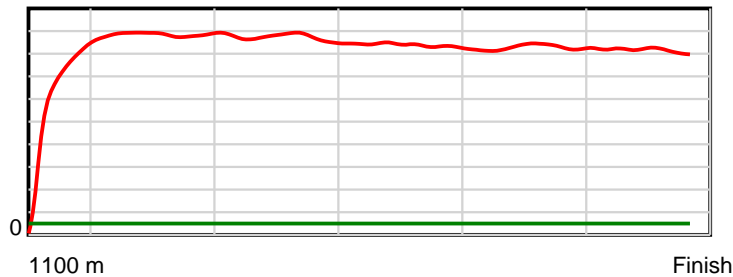
10 m Stride length



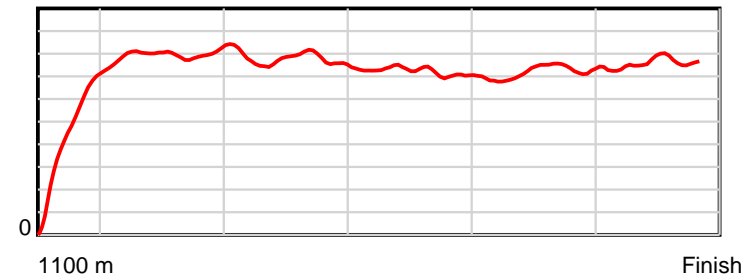
0.6 s Stride duration



20 m/sec Speed



100 % Stride efficiency



Note: Horizontal distance axis grid lines are 200m furlongs.

Disclaimer.

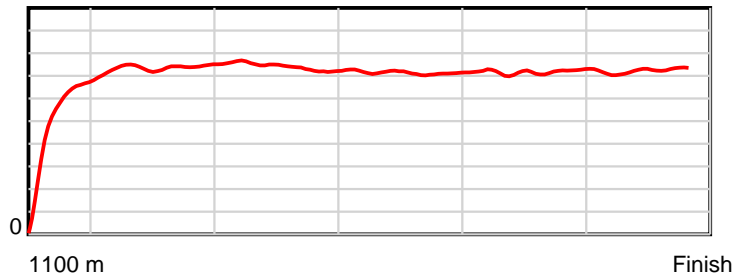
Tasracing Pty Ltd and Thoroughbred Ratings Pty Ltd accepts no responsibility for the completeness or accuracy of any of the information contained herein, and makes no representations about its suitability for any particular purpose. Users should make their own judgements about those matters and/or seek independent advice. You assume all risks associated with use of the data provided on this page.

Race Results

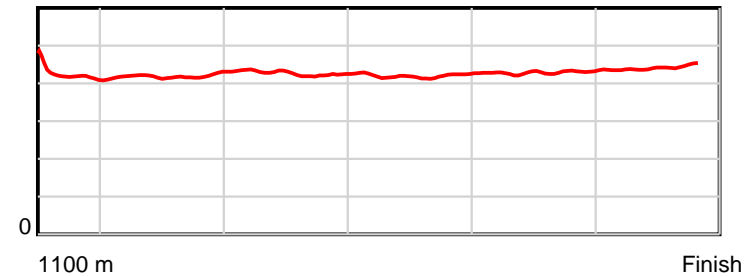
December 16, 2012, Race 7, BM78, Distance 1100m, Elwick Course Proper - Offset 0m

Result	TAB no.	Horse (Barrier)	1100 to	1000m to	800m to	600m to	400m to	200m to	Total or	Margin
9th	3	Ladali (2)	1000m	800m	600m	400m	200m	WP	Average	
		Position in running (margin)	-	7(1.7)	6(2.8)	6(3.6)	6(2.7)	9(2.7)		5.40
		Sectional time (s)	8.94	11.02	11.41	11.71	11.74	12.08		
		Cumulative time (s)	66.89	57.95	46.94	35.53	23.82	12.08	1:06.89	
		Speed (m/s)	11.19	18.15	17.53	17.08	17.04	16.56	16.45	
		Stride length (m)	5.17	7.60	7.46	7.16	7.28	7.31	7.09	
		Stride duration (s)	0.436	0.419	0.426	0.419	0.427	0.442	0.431	
		Stride efficiency (%)	41.78	90.33	86.90	80.12	82.87	83.48	78.48	
		Stride count	19.34	26.31	26.82	27.93	27.46	27.36	155.22	

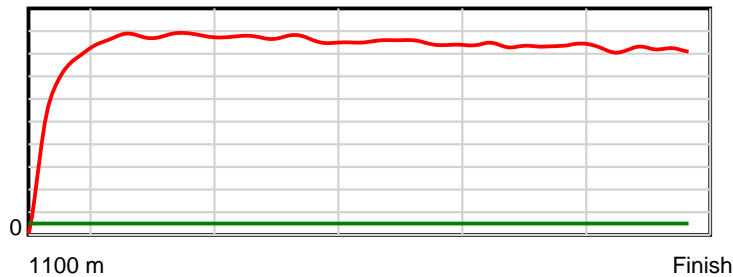
10 m Stride length



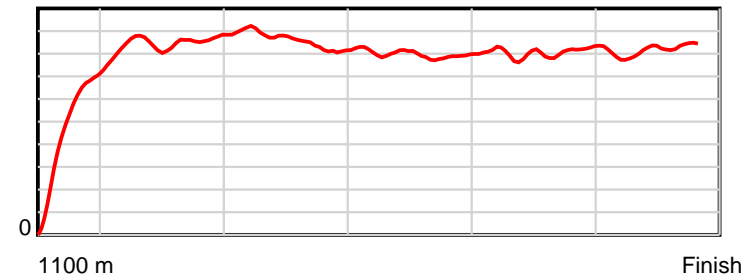
0.6 s Stride duration



20 m/sec Speed



100 % Stride efficiency



Note: Horizontal distance axis grid lines are 200m furlongs.

Disclaimer.

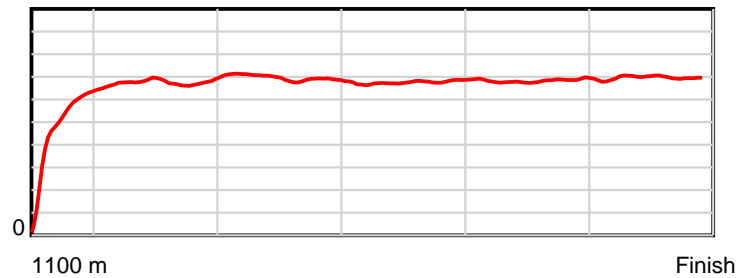
Tasracing Pty Ltd and Thoroughbred Ratings Pty Ltd accepts no responsibility for the completeness or accuracy of any of the information contained herein, and makes no representations about its suitability for any particular purpose. Users should make their own judgements about those matters and/or seek independent advice. You assume all risks associated with use of the data provided on this page.

Race Results

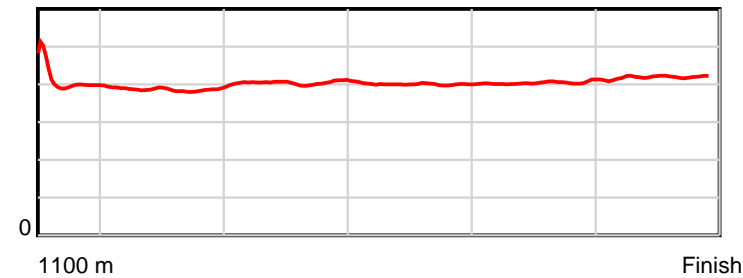
December 16, 2012, Race 7, BM78, Distance 1100m, Elwick Course Proper - Offset 0m

Result	TAB no.	Horse (Barrier)	1100 to	1000m to	800m to	600m to	400m to	200m to	Total or	Margin
10th	10	Juan (10)	1000m	800m	600m	400m	200m	WP	Average	
		Position in running (margin)	-	4(1.0)	9(3.7)	10(6.8)	10(6.4)	10(5.3)		6.90
		Sectional time (s)	8.88	11.27	11.80	11.79	11.57	11.85		
		Cumulative time (s)	67.16	58.28	47.01	35.21	23.42	11.85	1:07.15	
		Speed (m/s)	11.26	17.75	16.95	16.96	17.29	16.88	16.38	
		Stride length (m)	5.02	6.85	6.84	6.79	6.99	7.05	6.67	
		Stride duration (s)	0.421	0.386	0.404	0.400	0.404	0.418	0.408	
		Stride efficiency (%)	39.43	73.22	73.21	71.97	76.25	77.76	69.62	
		Stride count	19.91	29.22	29.22	29.47	28.63	28.35	164.80	

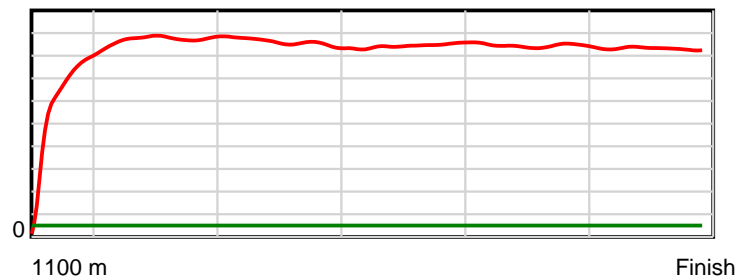
10 m Stride length



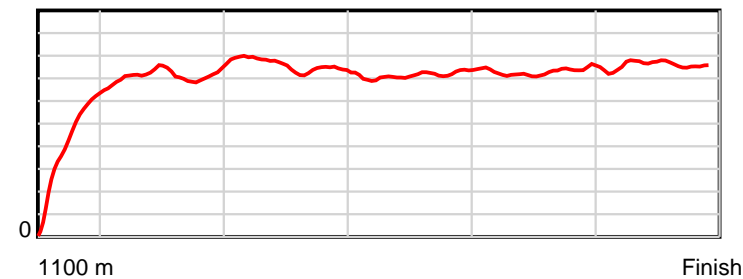
0.6 s Stride duration



20 m/sec Speed



100 % Stride efficiency



Note: Horizontal distance axis grid lines are 200m furlongs.

Disclaimer.

Tasracing Pty Ltd and Thoroughbred Ratings Pty Ltd accepts no responsibility for the completeness or accuracy of any of the information contained herein, and makes no representations about its suitability for any particular purpose. Users should make their own judgements about those matters and/or seek independent advice. You assume all risks associated with use of the data provided on this page.