



Race Results

Tasmanian Racing Club, Hobart, December 16, 2012

Compilation date: December 17, 2012, 8:28:50 AM (EST)

Copyright © 2012 Tasracing Pty Ltd. All rights reserved.

Trademarks.

StrideMASTER is a registered trademark of Thoroughbred Ratings Pty Ltd.

Disclaimer.

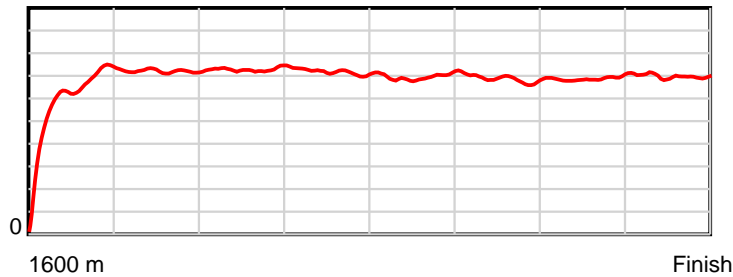
Tasracing Pty Ltd and Thoroughbred Ratings Pty Ltd accepts no responsibility for the completeness or accuracy of any of the information contained herein, and makes no representations about its suitability for any particular purpose. Users should make their own judgements about those matters and/or seek independent advice. You assume all risks associated with use of the data provided on this page.

Race Results

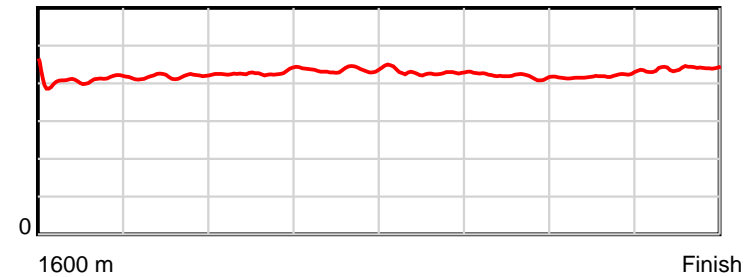
December 16, 2012, Race 5, BM68, Distance 1600m, Elwick Course Proper - Offset 0m

Result	TAB no.	Horse (Barrier)	1600 to	1400m to	1200m to	1000m to	800m to	600m to	400m to	200m to	Total or	Margin
1st	1	Hell Strong (12)	1400m	1200m	1000m	800m	600m	400m	200m	WP	Average	
		Position in running (margin)	-	1(0.0)	1(0.0)	1(0.0)	2(0.0)	2(1.1)	1(0.0)	1(0.0)		0.00
		Sectional time (s)	14.85	11.86	11.75	12.11	12.61	12.53	12.13	12.68		
		Cumulative time (s)	100.52	85.67	73.81	62.06	49.95	37.34	24.81	12.68	1:40.51	
		Speed (m/s)	13.47	16.86	17.02	16.52	15.86	15.96	16.49	15.77	15.92	
		Stride length (m)	5.67	7.05	7.26	7.18	6.80	6.69	6.93	6.91	6.77	
		Stride duration (s)	0.410	0.418	0.427	0.434	0.429	0.419	0.420	0.438	0.426	
		Stride efficiency (%)	50.15	77.74	82.43	80.50	72.27	69.86	74.99	74.68	71.71	
		Stride count	35.30	28.36	27.54	27.87	29.41	29.91	28.87	28.93	236.19	

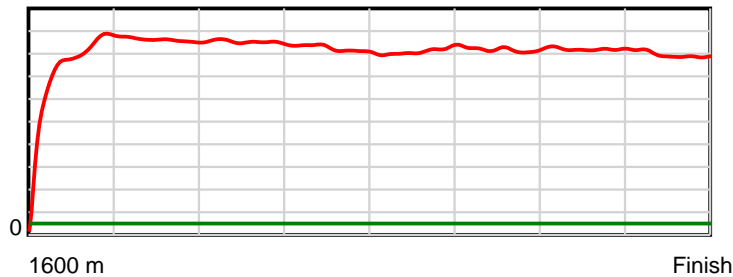
10 m Stride length



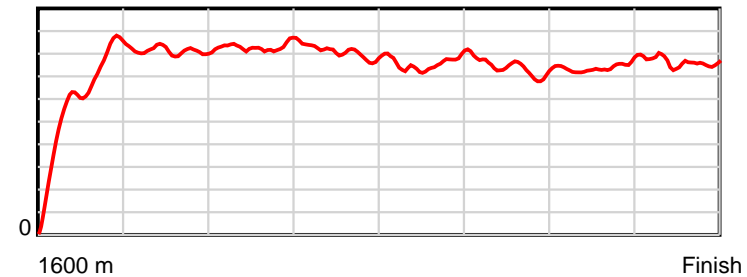
0.6 s Stride duration



20 m/sec Speed



100 % Stride efficiency



Note: Horizontal distance axis grid lines are 200m furlongs.

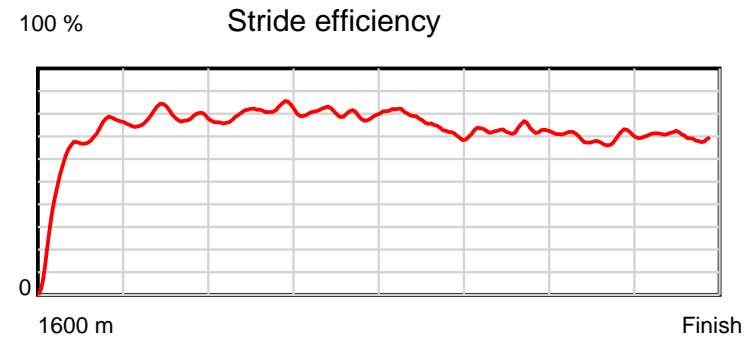
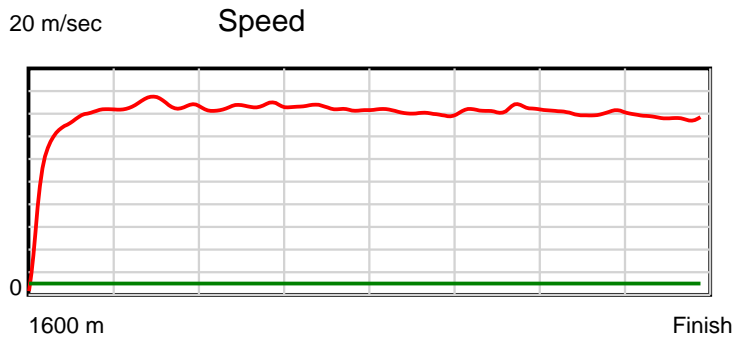
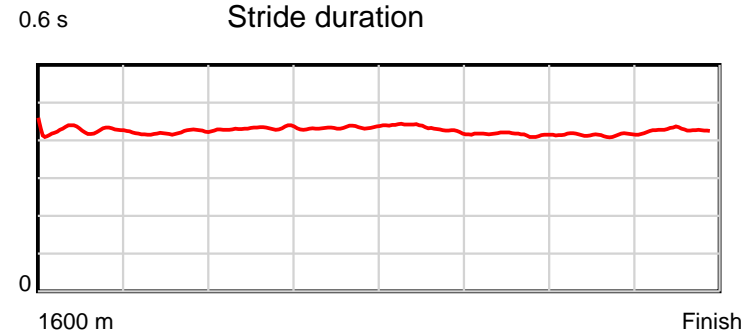
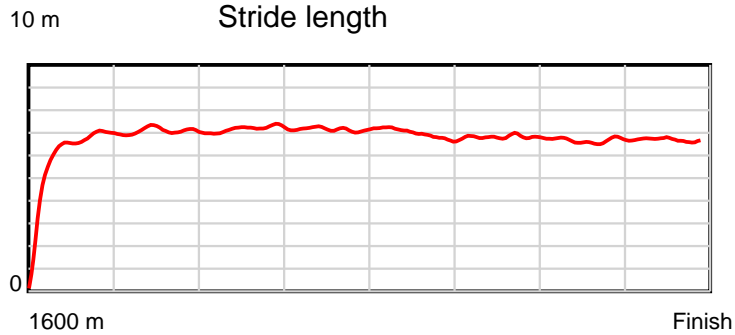
Disclaimer.

Tasracing Pty Ltd and Thoroughbred Ratings Pty Ltd accepts no responsibility for the completeness or accuracy of any of the information contained herein, and makes no representations about its suitability for any particular purpose. Users should make their own judgements about those matters and/or seek independent advice. You assume all risks associated with use of the data provided on this page.

Race Results

December 16, 2012, Race 5, BM68, Distance 1600m, Elwick Course Proper - Offset 0m

Result	TAB no.	Horse (Barrier)	1600 to	1400m to	1200m to	1000m to	800m to	600m to	400m to	200m to	Total or	Margin
2nd	9	Spotluck (13)	1400m	1200m	1000m	800m	600m	400m	200m	WP	Average	
		Position in running (margin)	-	11(4.3)	9(4.7)	6(4.9)	6(4.3)	6(4.4)	6(2.0)	4(2.8)		0.20
		Sectional time (s)	15.21	11.93	11.78	11.99	12.44	12.33	12.25	12.61		
		Cumulative time (s)	100.56	85.35	73.42	61.64	49.64	37.20	24.87	12.61	1:40.56	
		Speed (m/s)	13.15	16.76	16.98	16.68	16.08	16.22	16.33	15.86	15.91	
		Stride length (m)	5.67	7.05	7.34	7.21	6.96	6.75	6.76	6.75	6.77	
		Stride duration (s)	0.432	0.420	0.432	0.432	0.433	0.416	0.414	0.426	0.426	
		Stride efficiency (%)	50.18	77.65	84.18	81.20	75.77	71.18	71.43	71.29	71.70	
		Stride count	35.29	28.37	27.25	27.75	28.72	29.63	29.58	29.61	236.20	



Note: Horizontal distance axis grid lines are 200m furlongs.

Disclaimer.

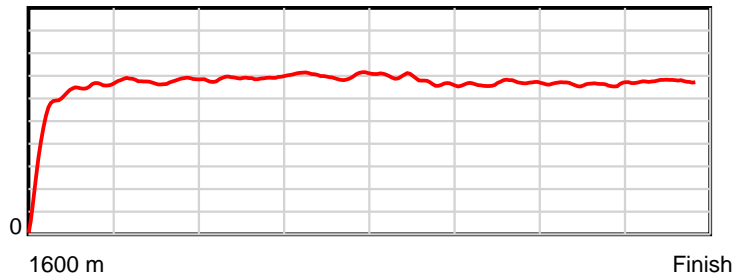
Tasracing Pty Ltd and Thoroughbred Ratings Pty Ltd accepts no responsibility for the completeness or accuracy of any of the information contained herein, and makes no representations about its suitability for any particular purpose. Users should make their own judgements about those matters and/or seek independent advice. You assume all risks associated with use of the data provided on this page.

Race Results

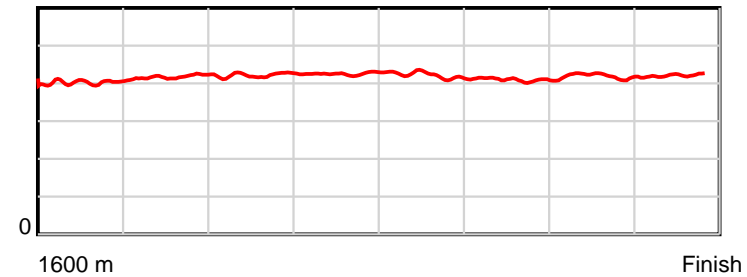
December 16, 2012, Race 5, BM68, Distance 1600m, Elwick Course Proper - Offset 0m

Result	TAB no.	Horse (Barrier)	1600 to	1400m to	1200m to	1000m to	800m to	600m to	400m to	200m to	Total or	Margin
3rd	14	Skip to the Mo... (3)	1400m	1200m	1000m	800m	600m	400m	200m	WP	Average	
		Position in running (margin)	-	8(3.6)	7(4.6)	11(6.7)	11(6.0)	11(6.9)	9(3.7)	11(5.3)		0.70
		Sectional time (s)	15.18	12.03	12.10	11.98	12.58	12.18	12.39	12.21		
		Cumulative time (s)	100.65	85.47	73.44	61.34	49.36	36.78	24.60	12.21	1:40.65	
		Speed (m/s)	13.17	16.63	16.53	16.69	15.90	16.42	16.14	16.38	15.90	
		Stride length (m)	5.33	6.91	6.95	7.09	6.73	6.73	6.73	6.89	6.62	
		Stride duration (s)	0.405	0.416	0.421	0.425	0.423	0.410	0.417	0.420	0.417	
		Stride efficiency (%)	44.36	74.68	75.59	78.60	70.68	70.74	70.88	74.14	68.51	
		Stride count	37.54	28.93	28.76	28.20	29.74	29.73	29.70	29.04	241.64	

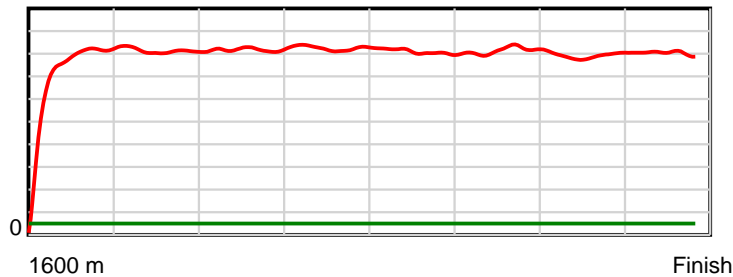
10 m Stride length



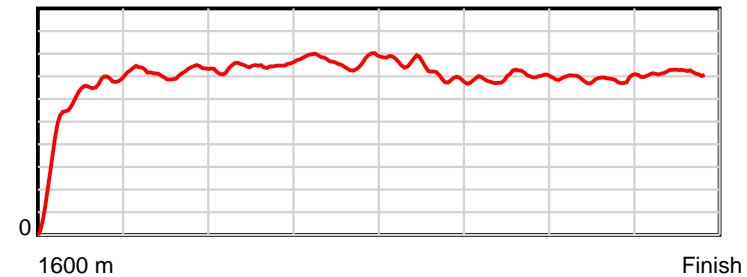
0.6 s Stride duration



20 m/sec Speed



100 % Stride efficiency



Note: Horizontal distance axis grid lines are 200m furlongs.

Disclaimer.

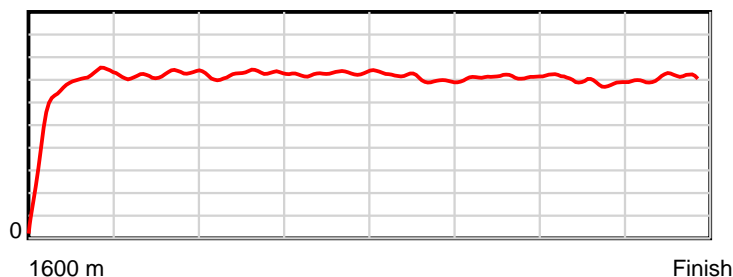
Tasracing Pty Ltd and Thoroughbred Ratings Pty Ltd accepts no responsibility for the completeness or accuracy of any of the information contained herein, and makes no representations about its suitability for any particular purpose. Users should make their own judgements about those matters and/or seek independent advice. You assume all risks associated with use of the data provided on this page.

Race Results

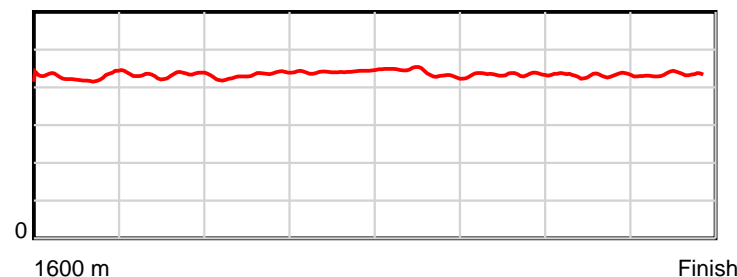
December 16, 2012, Race 5, BM68, Distance 1600m, Elwick Course Proper - Offset 0m

Result	TAB no.	Horse (Barrier)	1600 to	1400m to	1200m to	1000m to	800m to	600m to	400m to	200m to	Total or	Margin
4th	13	Don't Tell Ale... (7)	1400m	1200m	1000m	800m	600m	400m	200m	WP	Average	
		Position in running (margin)	-	10(4.2)	12(5.9)	10(6.4)	10(5.5)	9(6.0)	10(3.8)	8(4.8)		0.80
		Sectional time (s)	15.34	12.13	11.84	11.95	12.51	12.35	12.28	12.25		
		Cumulative time (s)	100.67	85.33	73.19	61.35	49.40	36.89	24.53	12.25	1:40.67	
		Speed (m/s)	13.04	16.49	16.89	16.74	15.99	16.19	16.29	16.33	15.89	
		Stride length (m)	5.55	7.15	7.29	7.37	7.06	7.02	7.03	7.06	6.89	
		Stride duration (s)	0.421	0.434	0.432	0.440	0.441	0.433	0.432	0.432	0.434	
		Stride efficiency (%)	48.11	79.91	83.01	84.90	77.82	76.96	77.26	77.78	74.18	
		Stride count	36.05	27.97	27.44	27.13	28.34	28.50	28.44	28.35	232.22	

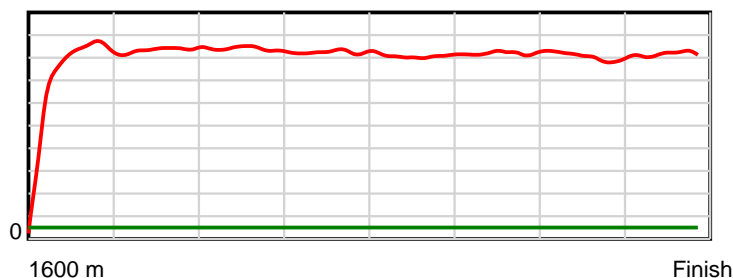
10 m Stride length



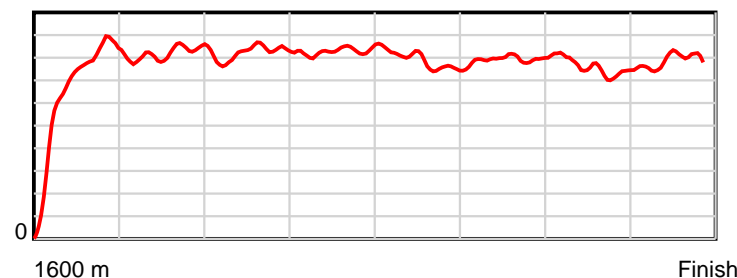
0.6 s Stride duration



20 m/sec Speed



100 % Stride efficiency



Note: Horizontal distance axis grid lines are 200m furlongs.

Disclaimer.

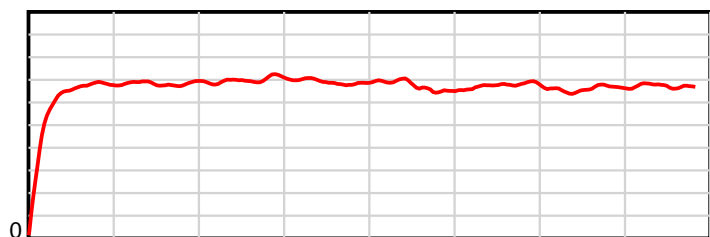
Tasracing Pty Ltd and Thoroughbred Ratings Pty Ltd accepts no responsibility for the completeness or accuracy of any of the information contained herein, and makes no representations about its suitability for any particular purpose. Users should make their own judgements about those matters and/or seek independent advice. You assume all risks associated with use of the data provided on this page.

Race Results

December 16, 2012, Race 5, BM68, Distance 1600m, Elwick Course Proper - Offset 0m

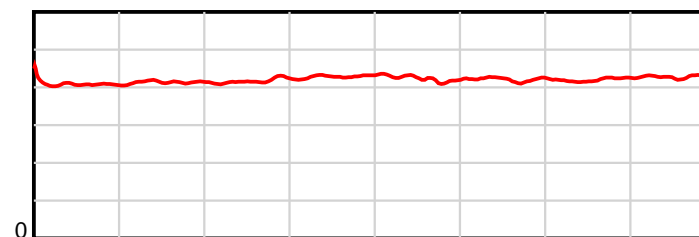
Result	TAB no.	Horse (Barrier)	1600 to	1400m to	1200m to	1000m to	800m to	600m to	400m to	200m to	Total or	Margin
5th	8	Ski Dubai (4)	1400m	1200m	1000m	800m	600m	400m	200m	WP	Average	
		Position in running (margin)	-	6(2.4)	5(2.7)	4(2.7)	5(3.5)	5(3.6)	5(1.4)	5(3.6)		1.30
		Sectional time (s)	14.90	11.91	11.76	12.23	12.44	12.36	12.51	12.67		
		Cumulative time (s)	100.77	85.87	73.96	62.20	49.97	37.53	25.18	12.67	1:40.76	
		Speed (m/s)	13.43	16.79	17.01	16.35	16.08	16.18	15.99	15.79	15.88	
		Stride length (m)	5.56	6.93	7.07	6.99	6.82	6.81	6.72	6.75	6.67	
		Stride duration (s)	0.415	0.413	0.416	0.427	0.424	0.420	0.420	0.427	0.420	
		Stride efficiency (%)	48.33	75.10	78.20	76.34	72.62	72.37	70.49	71.12	69.53	
		Stride count	35.96	28.85	28.27	28.62	29.34	29.39	29.78	29.65	239.86	

10 m Stride length



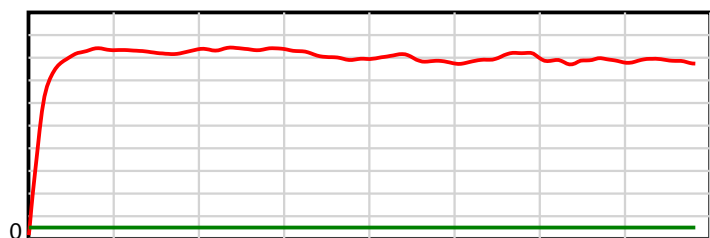
1600 m Finish

0.6 s Stride duration



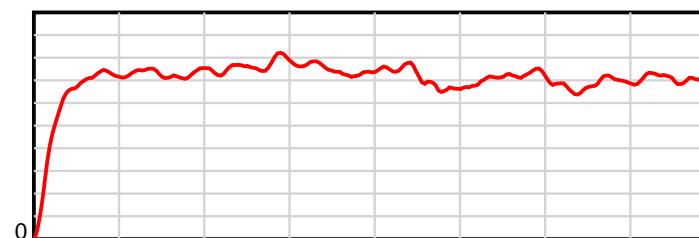
1600 m Finish

20 m/sec Speed



1600 m Finish

100 % Stride efficiency



1600 m Finish

Note: Horizontal distance axis grid lines are 200m furlongs.

Disclaimer.

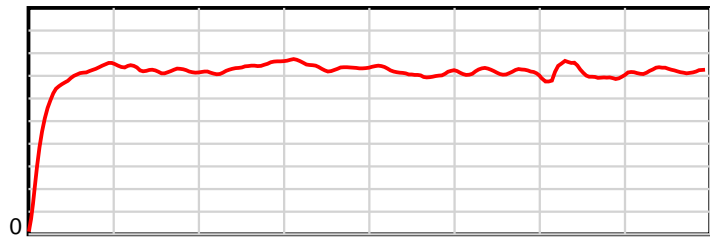
Tasracing Pty Ltd and Thoroughbred Ratings Pty Ltd accepts no responsibility for the completeness or accuracy of any of the information contained herein, and makes no representations about its suitability for any particular purpose. Users should make their own judgements about those matters and/or seek independent advice. You assume all risks associated with use of the data provided on this page.

Race Results

December 16, 2012, Race 5, BM68, Distance 1600m, Elwick Course Proper - Offset 0m

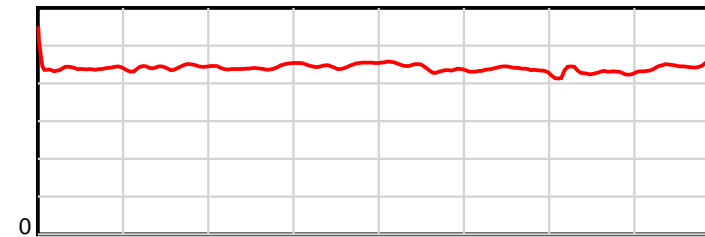
Result	TAB no.	Horse (Barrier)	1600 to	1400m to	1200m to	1000m to	800m to	600m to	400m to	200m to	Total or	Margin
6th	6	Musique Player (10)	1400m	1200m	1000m	800m	600m	400m	200m	WP	Average	
		Position in running (margin)	-	4(1.9)	6(4.0)	7(5.0)	7(4.7)	7(4.8)	7(2.4)	3(2.7)		1.40
		Sectional time (s)	15.23	12.20	11.92	12.04	12.46	12.32	12.16	12.44		
		Cumulative time (s)	100.78	85.55	73.35	61.42	49.38	36.93	24.60	12.44	1:40.78	
		Speed (m/s)	13.13	16.39	16.78	16.61	16.05	16.23	16.45	16.08	15.88	
		Stride length (m)	5.99	7.24	7.41	7.44	7.11	7.08	6.89	7.18	7.01	
		Stride duration (s)	0.449	0.442	0.442	0.448	0.443	0.436	0.419	0.447	0.442	
		Stride efficiency (%)	56.12	81.83	85.90	86.55	78.98	78.28	74.22	80.66	76.89	
		Stride count	33.37	27.64	26.97	26.87	28.13	28.26	29.02	27.84	228.10	

10 m Stride length



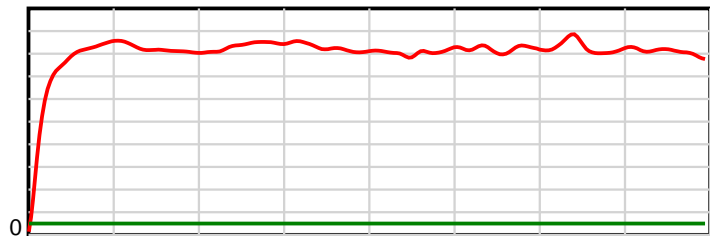
1600 m Finish

0.6 s Stride duration



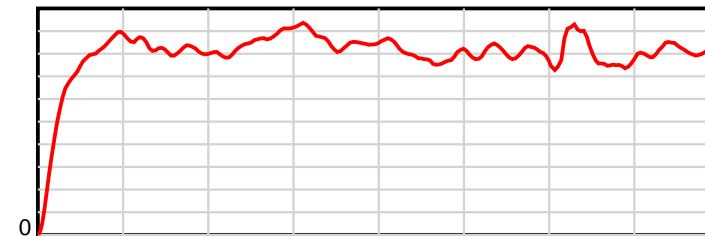
1600 m Finish

20 m/sec Speed



1600 m Finish

100 % Stride efficiency



1600 m Finish

Note: Horizontal distance axis grid lines are 200m furlongs.

Disclaimer.

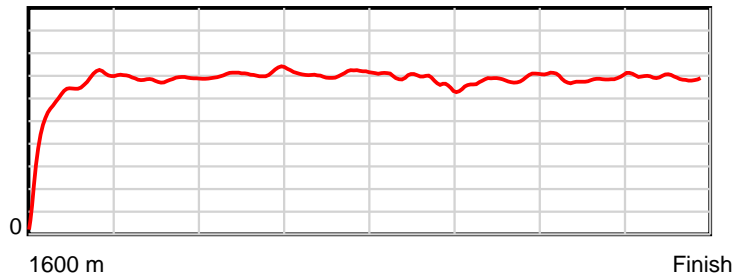
Tasracing Pty Ltd and Thoroughbred Ratings Pty Ltd accepts no responsibility for the completeness or accuracy of any of the information contained herein, and makes no representations about its suitability for any particular purpose. Users should make their own judgements about those matters and/or seek independent advice. You assume all risks associated with use of the data provided on this page.

Race Results

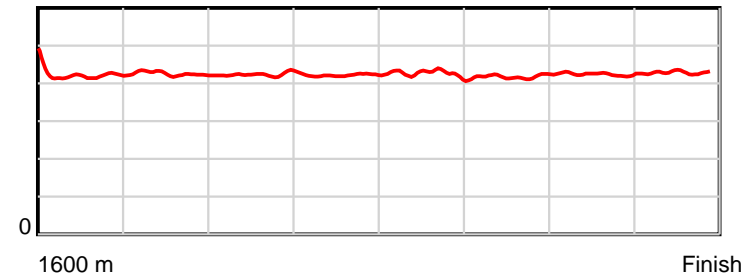
December 16, 2012, Race 5, BM68, Distance 1600m, Elwick Course Proper - Offset 0m

Result	TAB no.	Horse (Barrier)	1600 to	1400m to	1200m to	1000m to	800m to	600m to	400m to	200m to	Total or	Margin
7th	7	Rome Burns (2)	1400m	1200m	1000m	800m	600m	400m	200m	WP	Average	
		Position in running (margin)	-	14(6.1)	14(9.4)	14(10.0)	14(8.4)	14(8.4)	11(4.9)	9(5.0)		1.50
		Sectional time (s)	15.70	12.40	11.85	11.85	12.43	12.13	12.14	12.31		
		Cumulative time (s)	100.80	85.10	72.70	60.85	49.01	36.58	24.45	12.31	1:40.79	
		Speed (m/s)	12.74	16.13	16.88	16.88	16.09	16.49	16.47	16.25	15.87	
		Stride length (m)	5.57	6.87	7.14	7.12	6.86	6.88	6.96	6.97	6.76	
		Stride duration (s)	0.431	0.426	0.423	0.421	0.426	0.417	0.423	0.429	0.426	
		Stride efficiency (%)	48.47	73.66	79.71	79.11	73.59	73.92	75.75	75.95	71.35	
		Stride count	35.91	29.13	28.00	28.11	29.14	29.08	28.72	28.69	236.78	

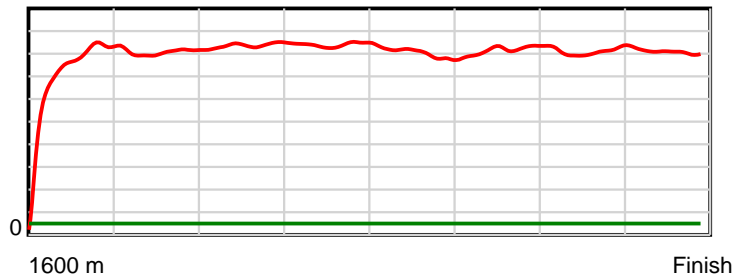
10 m Stride length



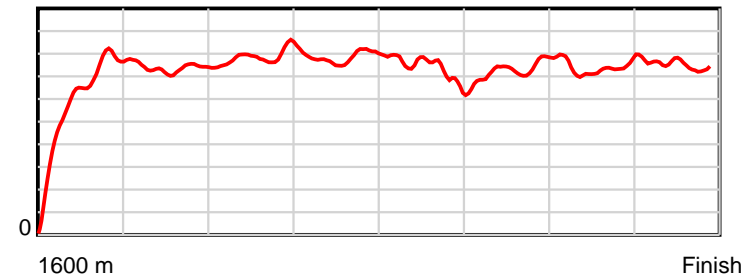
0.6 s Stride duration



20 m/sec Speed



100 % Stride efficiency



Note: Horizontal distance axis grid lines are 200m furlongs.

Disclaimer.

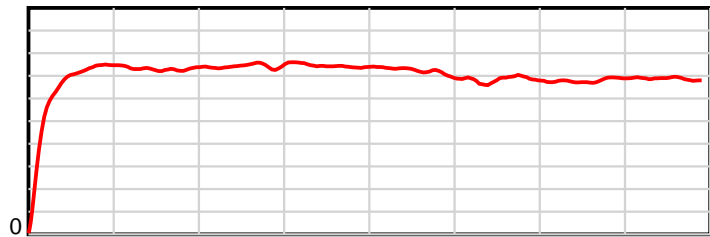
Tasracing Pty Ltd and Thoroughbred Ratings Pty Ltd accepts no responsibility for the completeness or accuracy of any of the information contained herein, and makes no representations about its suitability for any particular purpose. Users should make their own judgements about those matters and/or seek independent advice. You assume all risks associated with use of the data provided on this page.

Race Results

December 16, 2012, Race 5, BM68, Distance 1600m, Elwick Course Proper - Offset 0m

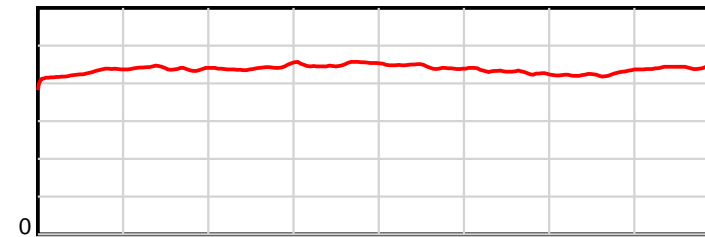
Result	TAB no.	Horse (Barrier)	1600 to	1400m to	1200m to	1000m to	800m to	600m to	400m to	200m to	Total or	Margin
8th	4	Pengalas Gee G... (8)	1400m	1200m	1000m	800m	600m	400m	200m	WP	Average	
		Position in running (margin)	-	2(0.0)	2(0.2)	2(0.4)	1(0.0)	1(0.0)	2(0.4)	2(1.2)		1.60
		Sectional time (s)	14.95	11.90	11.78	12.03	12.43	12.79	12.27	12.68		
		Cumulative time (s)	100.82	85.87	73.97	62.19	50.16	37.73	24.95	12.68	1:40.81	
		Speed (m/s)	13.38	16.81	16.98	16.63	16.09	15.64	16.30	15.77	15.87	
		Stride length (m)	5.76	7.38	7.48	7.49	7.15	6.74	6.92	6.95	6.94	
		Stride duration (s)	0.417	0.439	0.441	0.451	0.444	0.431	0.424	0.441	0.437	
		Stride efficiency (%)	51.88	85.22	87.48	87.63	79.97	70.96	74.80	75.43	75.25	
		Stride count	34.71	27.08	26.73	26.71	27.96	29.68	28.91	28.79	230.57	

10 m Stride length



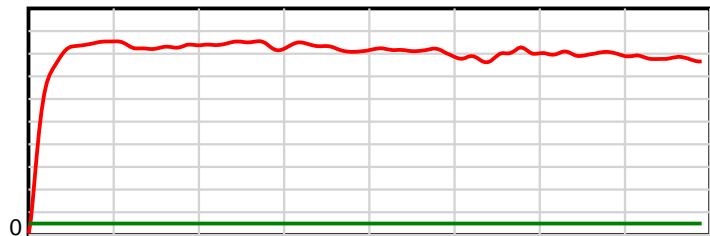
1600 m Finish

0.6 s Stride duration



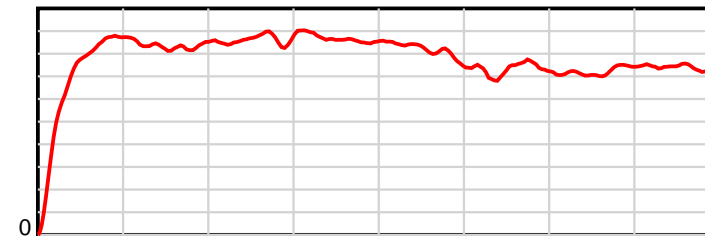
1600 m Finish

20 m/sec Speed



1600 m Finish

100 % Stride efficiency



1600 m Finish

Note: Horizontal distance axis grid lines are 200m furlongs.

Disclaimer.

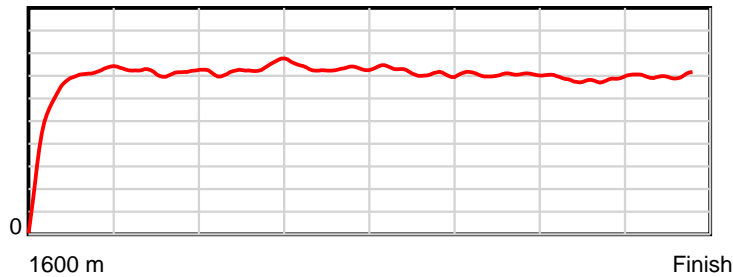
Tasracing Pty Ltd and Thoroughbred Ratings Pty Ltd accepts no responsibility for the completeness or accuracy of any of the information contained herein, and makes no representations about its suitability for any particular purpose. Users should make their own judgements about those matters and/or seek independent advice. You assume all risks associated with use of the data provided on this page.

Race Results

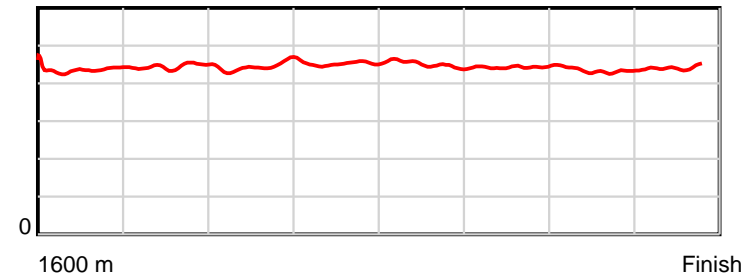
December 16, 2012, Race 5, BM68, Distance 1600m, Elwick Course Proper - Offset 0m

Result	TAB no.	Horse (Barrier)	1600 to	1400m to	1200m to	1000m to	800m to	600m to	400m to	200m to	Total or	Margin
9th	12	Bouggie Danzer (1)	1400m	1200m	1000m	800m	600m	400m	200m	WP	Average	
		Position in running (margin)	-	9(3.6)	8(4.7)	8(5.2)	8(5.4)	8(5.8)	8(3.5)	7(4.4)		1.70
		Sectional time (s)	15.37	12.04	11.84	12.14	12.49	12.35	12.28	12.35		
		Cumulative time (s)	100.84	85.47	73.43	61.59	49.46	36.97	24.62	12.35	1:40.84	
		Speed (m/s)	13.01	16.61	16.89	16.47	16.01	16.19	16.29	16.19	15.87	
		Stride length (m)	5.71	7.38	7.49	7.46	7.24	7.15	7.10	7.13	7.03	
		Stride duration (s)	0.431	0.444	0.443	0.453	0.452	0.441	0.436	0.440	0.443	
		Stride efficiency (%)	50.96	85.18	87.56	86.96	81.89	79.89	78.76	79.54	77.33	
		Stride count	35.02	27.09	26.72	26.81	27.63	27.97	28.17	28.03	227.44	

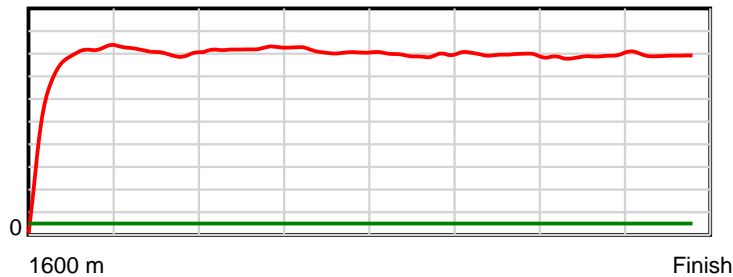
10 m Stride length



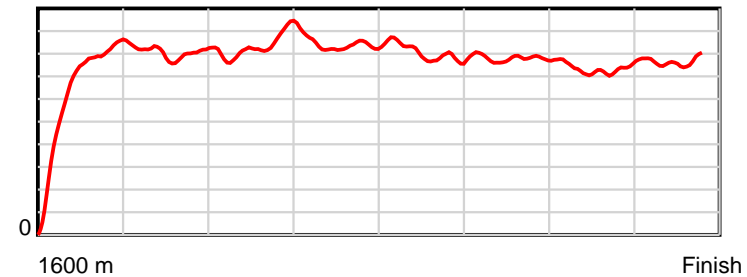
0.6 s Stride duration



20 m/sec Speed



100 % Stride efficiency



Note: Horizontal distance axis grid lines are 200m furlongs.

Disclaimer.

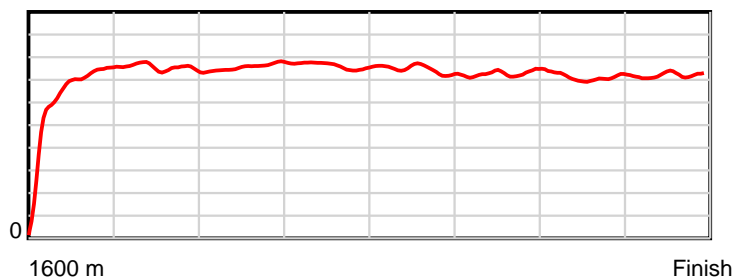
Tasracing Pty Ltd and Thoroughbred Ratings Pty Ltd accepts no responsibility for the completeness or accuracy of any of the information contained herein, and makes no representations about its suitability for any particular purpose. Users should make their own judgements about those matters and/or seek independent advice. You assume all risks associated with use of the data provided on this page.

Race Results

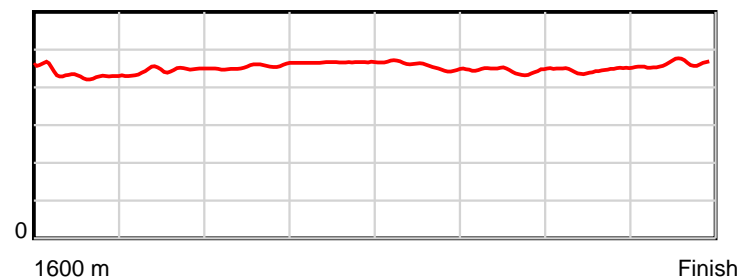
December 16, 2012, Race 5, BM68, Distance 1600m, Elwick Course Proper - Offset 0m

Result	TAB no.	Horse (Barrier)	1600 to	1400m to	1200m to	1000m to	800m to	600m to	400m to	200m to	Total or	Margin
10th	3	Tough Kisses (11)	1400m	1200m	1000m	800m	600m	400m	200m	WP	Average	
		Position in running (margin)	-	5(2.4)	4(2.2)	5(2.8)	4(3.0)	4(2.4)	3(0.8)	6(4.0)		4.00
		Sectional time (s)	15.24	11.83	11.85	12.14	12.33	12.46	12.66	12.78		
		Cumulative time (s)	101.28	86.04	74.21	62.36	50.22	37.90	25.44	12.78	1:41.28	
		Speed (m/s)	13.12	16.91	16.88	16.47	16.22	16.05	15.80	15.65	15.80	
		Stride length (m)	5.88	7.50	7.68	7.68	7.43	7.13	7.03	7.24	7.15	
		Stride duration (s)	0.439	0.444	0.455	0.466	0.458	0.444	0.445	0.463	0.453	
		Stride efficiency (%)	54.08	87.93	92.10	92.08	86.16	79.45	77.31	81.97	79.88	
		Stride count	34.00	26.66	26.05	26.05	26.93	28.05	28.43	27.61	223.78	

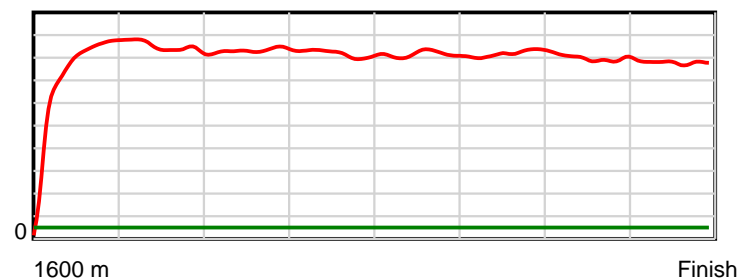
10 m Stride length



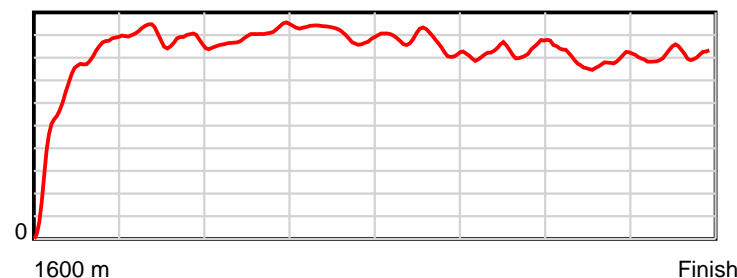
0.6 s Stride duration



20 m/sec Speed



100 % Stride efficiency



Note: Horizontal distance axis grid lines are 200m furlongs.

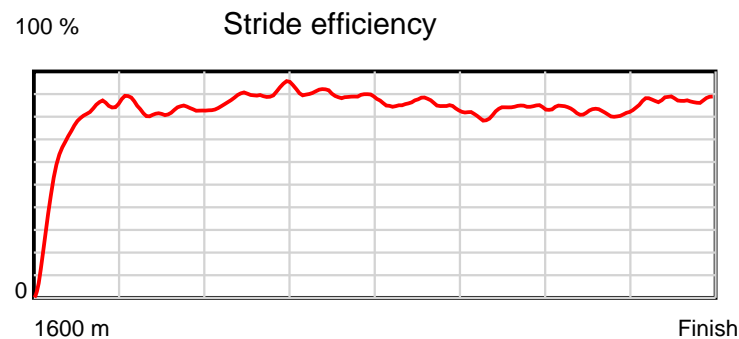
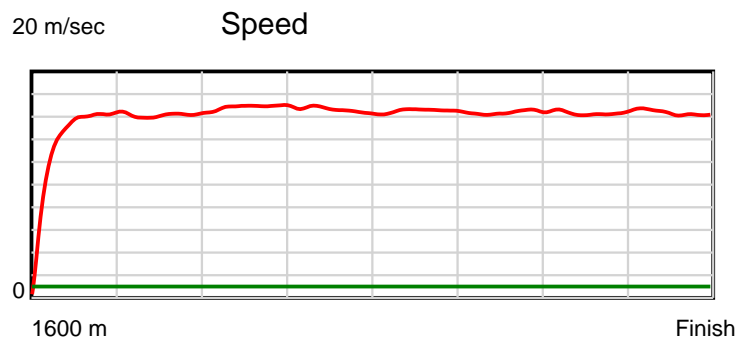
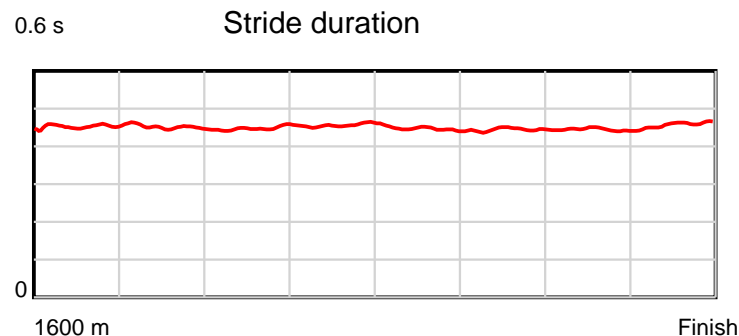
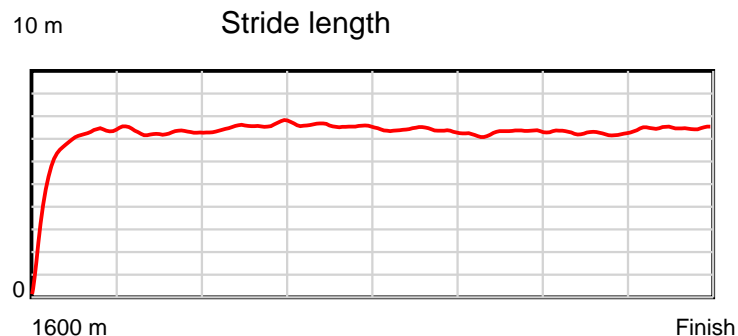
Disclaimer.

Tasracing Pty Ltd and Thoroughbred Ratings Pty Ltd accepts no responsibility for the completeness or accuracy of any of the information contained herein, and makes no representations about its suitability for any particular purpose. Users should make their own judgements about those matters and/or seek independent advice. You assume all risks associated with use of the data provided on this page.

Race Results

December 16, 2012, Race 5, BM68, Distance 1600m, Elwick Course Proper - Offset 0m

Result	TAB no.	Horse (Barrier)	1600 to	1400m to	1200m to	1000m to	800m to	600m to	400m to	200m to	Total or	Margin
11th	15	No Jay Vee (5)	1400m	1200m	1000m	800m	600m	400m	200m	WP	Average	
		Position in running (margin)	-	12(4.3)	13(7.6)	13(8.5)	13(8.1)	12(7.2)	14(6.0)	14(7.5)		4.30
		Sectional time (s)	15.58	12.41	11.90	12.03	12.28	12.52	12.37	12.25		
		Cumulative time (s)	101.34	85.76	73.35	61.44	49.41	37.14	24.61	12.25	1:41.34	
		Speed (m/s)	12.84	16.12	16.81	16.63	16.29	15.97	16.17	16.33	15.79	
		Stride length (m)	5.81	7.29	7.52	7.57	7.28	7.10	7.19	7.48	7.11	
		Stride duration (s)	0.443	0.452	0.448	0.456	0.447	0.444	0.444	0.458	0.450	
		Stride efficiency (%)	52.76	82.94	88.38	89.65	82.80	78.68	80.73	87.37	78.94	
		Stride count	34.42	27.45	26.59	26.41	27.48	28.19	27.83	26.75	225.12	



Note: Horizontal distance axis grid lines are 200m furlongs.

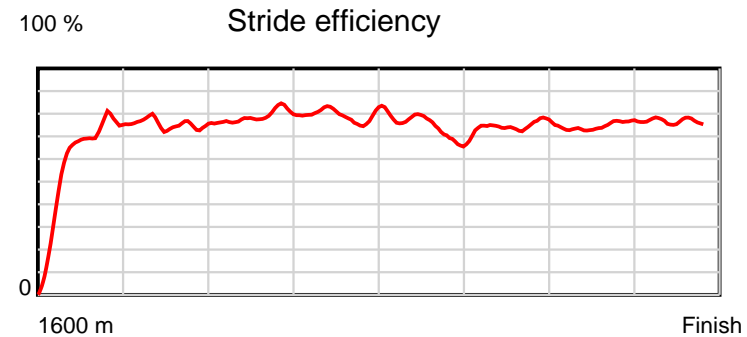
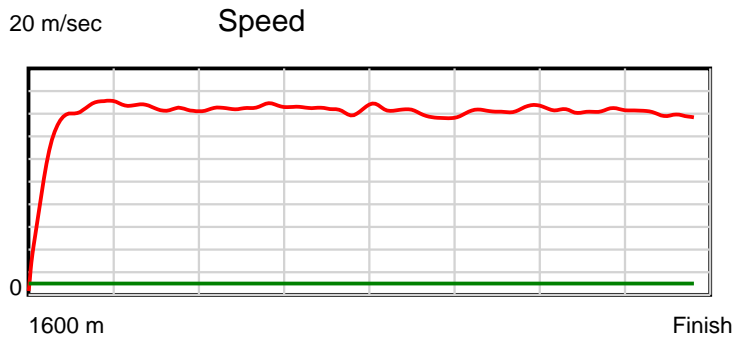
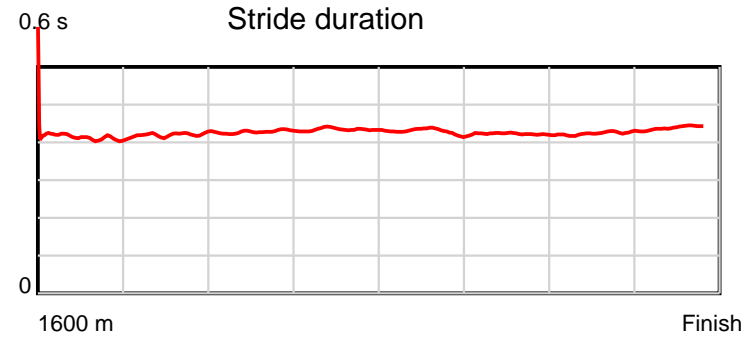
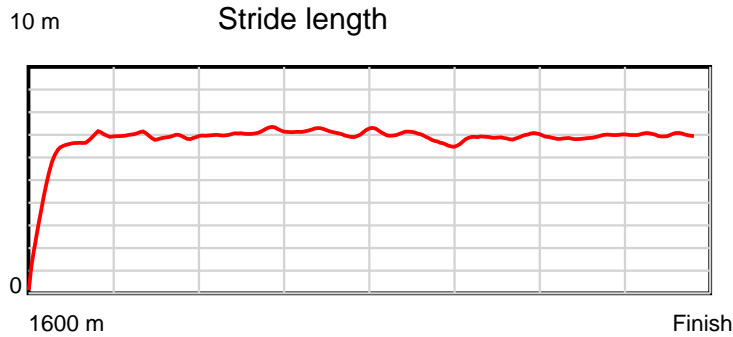
Disclaimer.

Tasracing Pty Ltd and Thoroughbred Ratings Pty Ltd accepts no responsibility for the completeness or accuracy of any of the information contained herein, and makes no representations about its suitability for any particular purpose. Users should make their own judgements about those matters and/or seek independent advice. You assume all risks associated with use of the data provided on this page.

Race Results

December 16, 2012, Race 5, BM68, Distance 1600m, Elwick Course Proper - Offset 0m

Result	TAB no.	Horse (Barrier)	1600 to	1400m to	1200m to	1000m to	800m to	600m to	400m to	200m to	Total or	Margin
12th	2	Rutherglen Rhu... (14)	1400m	1200m	1000m	800m	600m	400m	200m	WP	Average	
		Position in running (margin)	-	13(5.5)	11(5.7)	12(7.2)	12(7.1)	13(8.2)	13(5.8)	10(5.1)		4.40
		Sectional time (s)	16.00	11.90	11.99	12.09	12.61	12.32	12.01	12.44		
		Cumulative time (s)	101.36	85.36	73.46	61.47	49.38	36.76	24.45	12.44	1:41.36	
		Speed (m/s)	12.50	16.81	16.68	16.54	15.86	16.23	16.65	16.08	15.79	
		Stride length (m)	5.66	7.02	7.14	7.17	6.84	6.85	7.02	7.03	6.80	
		Stride duration (s)	0.437	0.417	0.428	0.433	0.431	0.422	0.422	0.437	0.431	
		Stride efficiency (%)	50.09	76.93	79.68	80.24	73.00	73.31	77.07	77.29	72.35	
		Stride count	35.33	28.51	28.01	27.91	29.26	29.20	28.48	28.44	235.14	



Note: Horizontal distance axis grid lines are 200m furlongs.

Disclaimer.

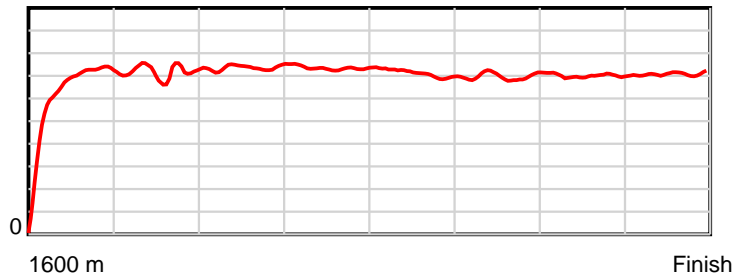
Tasracing Pty Ltd and Thoroughbred Ratings Pty Ltd accepts no responsibility for the completeness or accuracy of any of the information contained herein, and makes no representations about its suitability for any particular purpose. Users should make their own judgements about those matters and/or seek independent advice. You assume all risks associated with use of the data provided on this page.

Race Results

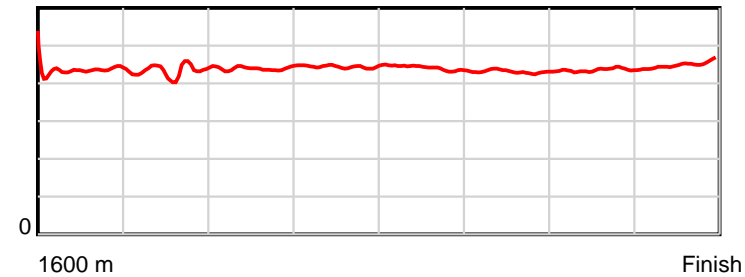
December 16, 2012, Race 5, BM68, Distance 1600m, Elwick Course Proper - Offset 0m

Result	TAB no.	Horse (Barrier)	1600 to	1400m to	1200m to	1000m to	800m to	600m to	400m to	200m to	Total or	Margin
13th	10	Talent Code (6)	1400m	1200m	1000m	800m	600m	400m	200m	WP	Average	
		Position in running (margin)	-	7(3.2)	10(5.0)	9(6.0)	9(5.5)	10(6.7)	12(5.6)	13(6.7)		8.20
		Sectional time (s)	15.75	12.16	11.92	12.02	12.62	12.55	12.31	12.77		
		Cumulative time (s)	102.09	86.34	74.18	62.26	50.24	37.62	25.08	12.77	1:42.09	
		Speed (m/s)	12.70	16.45	16.78	16.64	15.85	15.94	16.25	15.66	15.67	
		Stride length (m)	5.91	7.02	7.37	7.38	6.99	6.85	7.06	7.06	6.93	
		Stride duration (s)	0.443	0.427	0.439	0.444	0.441	0.430	0.434	0.450	0.442	
		Stride efficiency (%)	54.59	77.11	84.95	85.21	76.35	73.33	77.78	77.82	74.96	
		Stride count	33.84	28.47	27.13	27.08	28.61	29.20	28.35	28.34	231.02	

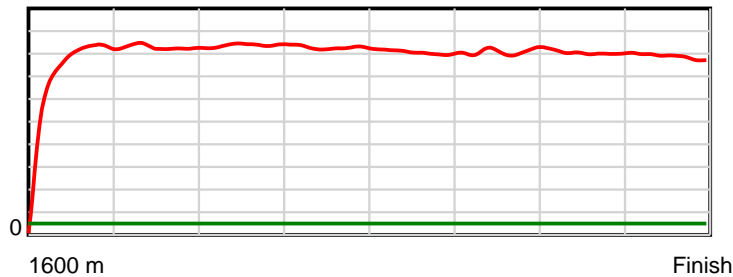
10 m Stride length



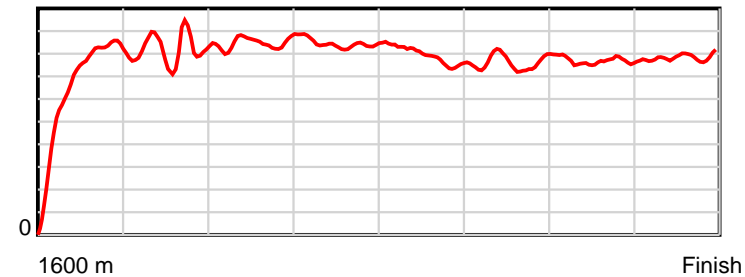
0.6 s Stride duration



20 m/sec Speed



100 % Stride efficiency



Note: Horizontal distance axis grid lines are 200m furlongs.

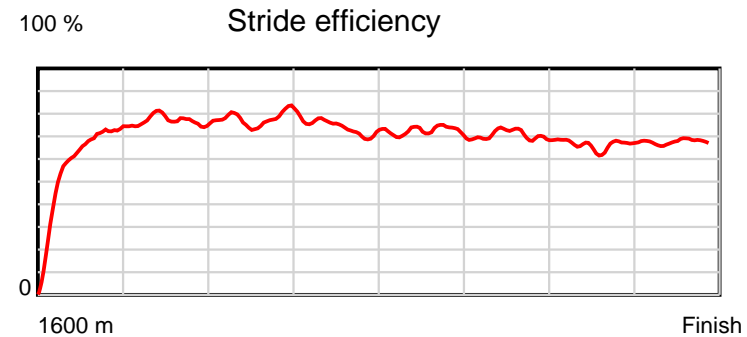
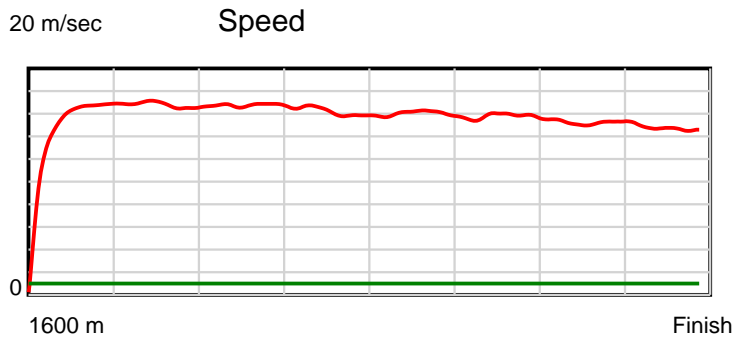
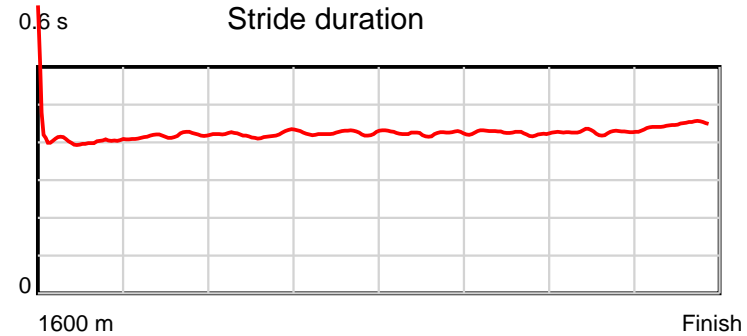
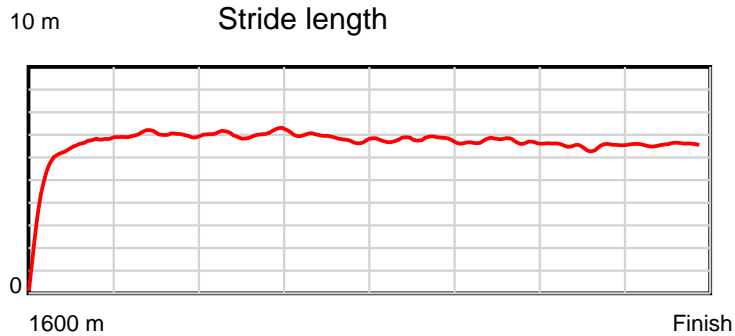
Disclaimer.

Tasracing Pty Ltd and Thoroughbred Ratings Pty Ltd accepts no responsibility for the completeness or accuracy of any of the information contained herein, and makes no representations about its suitability for any particular purpose. Users should make their own judgements about those matters and/or seek independent advice. You assume all risks associated with use of the data provided on this page.

Race Results

December 16, 2012, Race 5, BM68, Distance 1600m, Elwick Course Proper - Offset 0m

Result	TAB no.	Horse (Barrier)	1600 to	1400m to	1200m to	1000m to	800m to	600m to	400m to	200m to	Total or	Margin
14th	17	Maywyn On Tues... (9)	1400m	1200m	1000m	800m	600m	400m	200m	WP	Average	
		Position in running (margin)	-	3(0.4)	3(0.9)	3(1.2)	3(1.9)	4(1.3)	12(5.9)			10.20
		Sectional time (s)	15.13	11.94	11.81	12.21	12.43	12.62	12.90	13.45		
		Cumulative time (s)	102.48	87.35	75.41	63.61	51.40	38.96	26.34	13.45	1:42.48	
		Speed (m/s)	13.22	16.75	16.93	16.38	16.09	15.85	15.50	14.87	15.61	
		Stride length (m)	5.80	6.98	7.12	6.96	6.83	6.72	6.63	6.62	6.68	
		Stride duration (s)	0.422	0.416	0.420	0.425	0.425	0.424	0.427	0.445	0.428	
		Stride efficiency (%)	52.48	76.04	79.25	75.61	73.00	70.53	68.60	68.52	69.78	
		Stride count	34.51	28.67	28.08	28.75	29.26	29.77	30.19	30.20	239.43	



Note: Horizontal distance axis grid lines are 200m furlongs.

Disclaimer.

Tasracing Pty Ltd and Thoroughbred Ratings Pty Ltd accepts no responsibility for the completeness or accuracy of any of the information contained herein, and makes no representations about its suitability for any particular purpose. Users should make their own judgements about those matters and/or seek independent advice. You assume all risks associated with use of the data provided on this page.