



## Race Results

Tasmanian Racing Club, Hobart, December 16, 2012

Compilation date: December 17, 2012, 8:27:20 AM (EST)

Copyright © 2012 Tasracing Pty Ltd. All rights reserved.

### Trademarks.

StrideMASTER is a registered trademark of Thoroughbred Ratings Pty Ltd.

### Disclaimer.

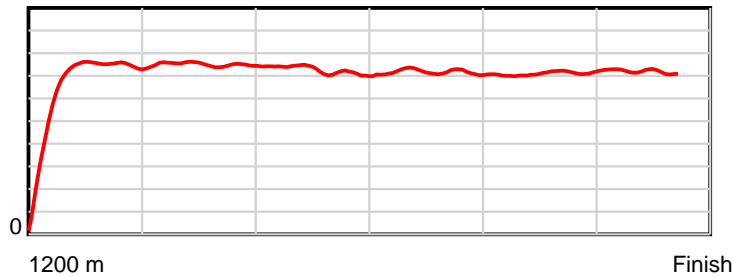
Tasracing Pty Ltd and Thoroughbred Ratings Pty Ltd accepts no responsibility for the completeness or accuracy of any of the information contained herein, and makes no representations about its suitability for any particular purpose. Users should make their own judgements about those matters and/or seek independent advice. You assume all risks associated with use of the data provided on this page.

# Race Results

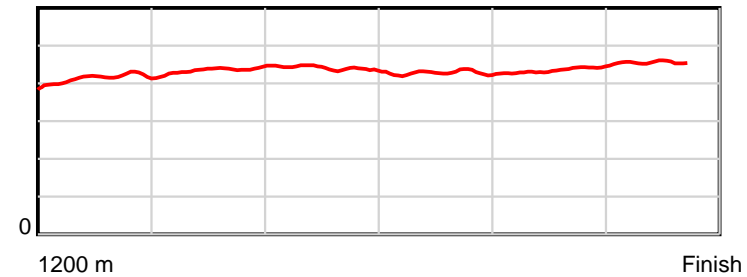
December 16, 2012, Race 2, MDN-SW, Distance 1200m, Elwick Course Proper - Offset 0m

Result	TAB no.	Horse (Barrier)	1200 to	1000m to	800m to	600m to	400m to	200m to	Total or	Margin
1st	1	Hotham Street (2)	1000m	800m	600m	400m	200m	WP	Average	
		Position in running (margin)	-	2(1.9)	1(0.0)	1(0.0)	1(0.0)	1(0.0)		0.00
		Sectional time (s)	14.85	10.98	11.72	11.86	12.02	12.68		
		Cumulative time (s)	74.10	59.25	48.27	36.56	24.70	12.68	1:14.09	
		Speed (m/s)	13.47	18.21	17.06	16.86	16.64	15.77	16.19	
		Stride length (m)	5.62	7.83	7.54	7.26	7.15	7.14	7.01	
		Stride duration (s)	0.413	0.430	0.442	0.430	0.430	0.453	0.433	
		Stride efficiency (%)	49.41	95.80	88.77	82.33	79.85	79.67	76.78	
		Stride count	35.57	25.54	26.54	27.55	27.98	28.01	171.19	

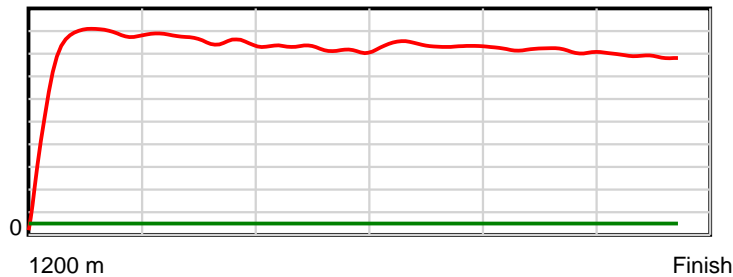
10 m Stride length



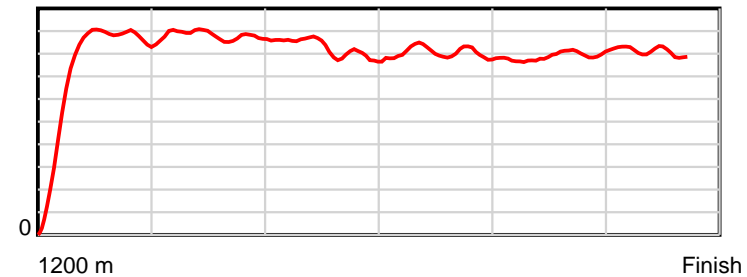
0.6 s Stride duration



20 m/sec Speed



100 % Stride efficiency



Note: Horizontal distance axis grid lines are 200m furlongs.

## Disclaimer.

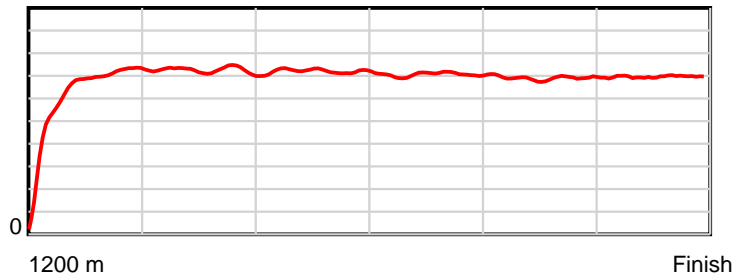
Tasracing Pty Ltd and Thoroughbred Ratings Pty Ltd accepts no responsibility for the completeness or accuracy of any of the information contained herein, and makes no representations about its suitability for any particular purpose. Users should make their own judgements about those matters and/or seek independent advice. You assume all risks associated with use of the data provided on this page.

# Race Results

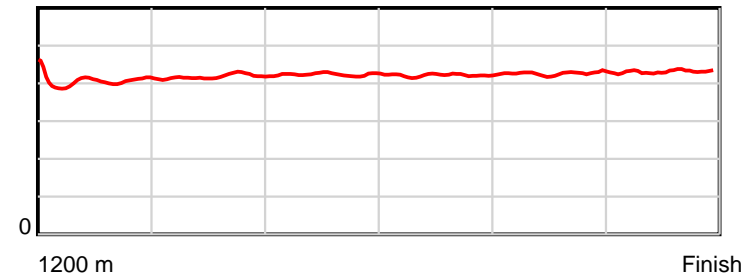
December 16, 2012, Race 2, MDN-SW, Distance 1200m, Elwick Course Proper - Offset 0m

Result	TAB no.	Horse (Barrier)	1200 to	1000m to	800m to	600m to	400m to	200m to	Total or	Margin
2nd	2	<b>Alarmist (8)</b>	<b>1000m</b>	<b>800m</b>	<b>600m</b>	<b>400m</b>	<b>200m</b>	<b>WP</b>	<b>Average</b>	
		Position in running (margin)	-	1(0.0)	2(1.1)	2(0.8)	2(1.2)	2(2.2)		0.20
		Sectional time (s)	14.60	11.48	11.68	11.92	12.19	12.28		
		Cumulative time (s)	74.14	59.54	48.06	36.39	24.47	12.28	1:14.14	
		Speed (m/s)	13.70	17.42	17.12	16.78	16.41	16.29	16.19	
		Stride length (m)	5.69	7.27	7.25	7.05	6.99	6.99	6.83	
		Stride duration (s)	0.410	0.417	0.423	0.420	0.426	0.429	0.422	
		Stride efficiency (%)	50.55	82.51	82.13	77.76	76.45	76.36	72.79	
		Stride count	35.16	27.52	27.59	28.35	28.59	28.61	175.82	

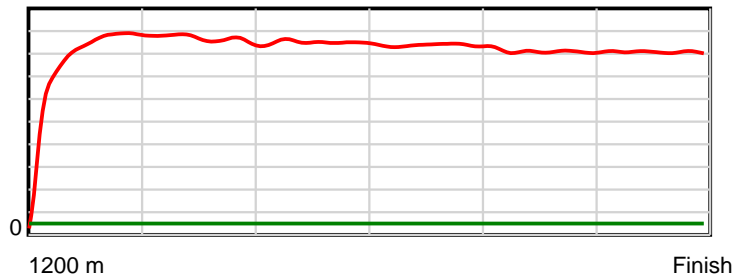
10 m Stride length



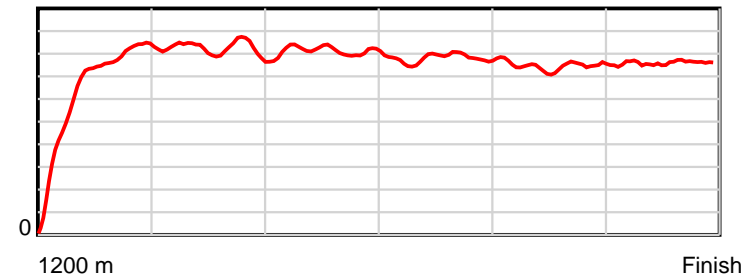
0.6 s Stride duration



20 m/sec Speed



100 % Stride efficiency



Note: Horizontal distance axis grid lines are 200m furlongs.

**Disclaimer.**

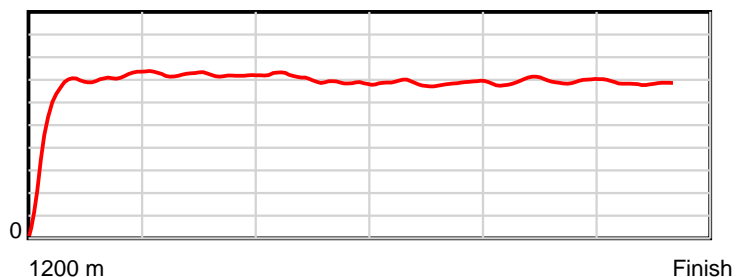
Tasracing Pty Ltd and Thoroughbred Ratings Pty Ltd accepts no responsibility for the completeness or accuracy of any of the information contained herein, and makes no representations about its suitability for any particular purpose. Users should make their own judgements about those matters and/or seek independent advice. You assume all risks associated with use of the data provided on this page.

# Race Results

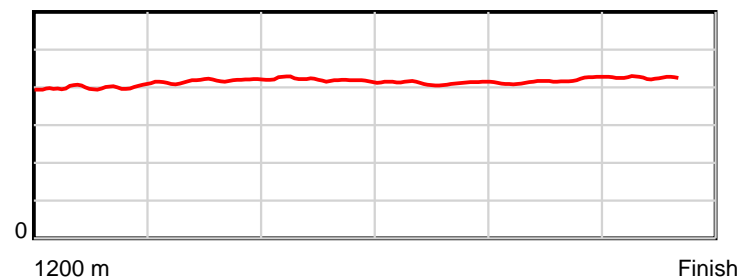
December 16, 2012, Race 2, MDN-SW, Distance 1200m, Elwick Course Proper - Offset 0m

Result	TAB no.	Horse (Barrier)	1200 to	1000m to	800m to	600m to	400m to	200m to	Total or	Margin
3rd	6	<b>Cerise Sauvage (3)</b>	<b>1000m</b>	<b>800m</b>	<b>600m</b>	<b>400m</b>	<b>200m</b>	<b>WP</b>	<b>Average</b>	
		Position in running (margin)	-	7(18.5)	7(13.2)	5(4.4)	4(3.2)	3(2.7)		1.50
		Sectional time (s)	17.76	10.41	10.27	11.65	11.95	12.35		
		Cumulative time (s)	74.38	56.62	46.21	35.95	24.30	12.35	1:14.37	
		Speed (m/s)	11.26	19.21	19.47	17.17	16.74	16.19	16.13	
		Stride length (m)	5.19	8.00	8.20	7.08	6.92	6.88	6.89	
		Stride duration (s)	0.442	0.417	0.421	0.412	0.413	0.425	0.427	
		Stride efficiency (%)	42.03	100.08	105.03	78.29	74.84	73.91	74.16	
		Stride count	38.56	24.99	24.40	28.26	28.90	29.08	174.19	

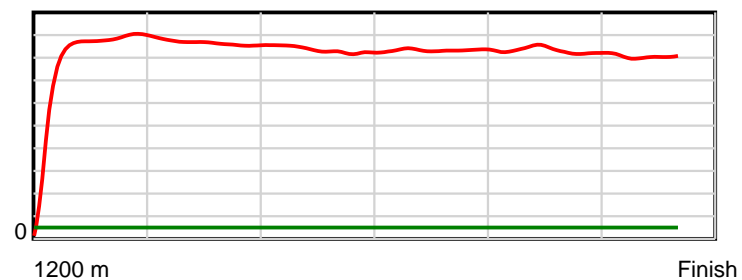
10 m Stride length



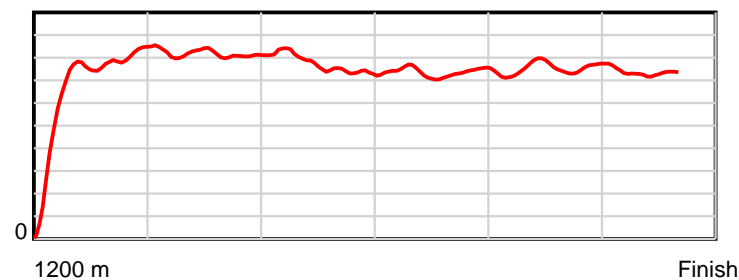
0.6 s Stride duration



20 m/sec Speed



100 % Stride efficiency



Note: Horizontal distance axis grid lines are 200m furlongs.

## Disclaimer.

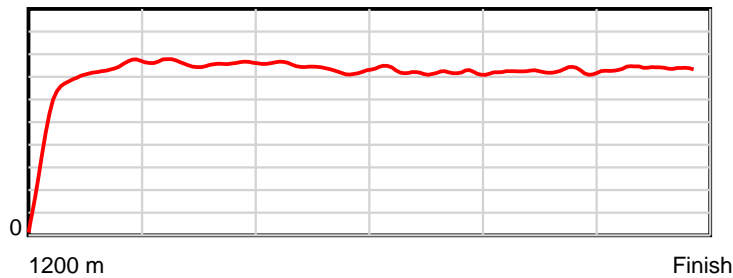
Tasracing Pty Ltd and Thoroughbred Ratings Pty Ltd accepts no responsibility for the completeness or accuracy of any of the information contained herein, and makes no representations about its suitability for any particular purpose. Users should make their own judgements about those matters and/or seek independent advice. You assume all risks associated with use of the data provided on this page.

# Race Results

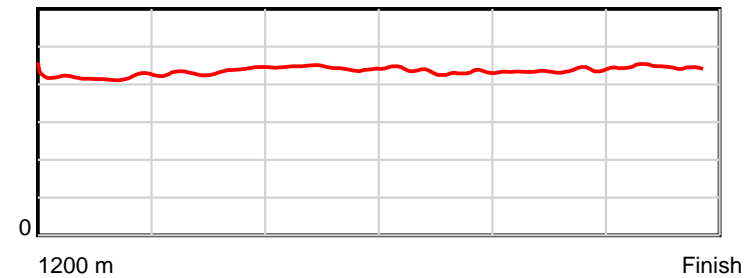
December 16, 2012, Race 2, MDN-SW, Distance 1200m, Elwick Course Proper - Offset 0m

Result	TAB no.	Horse (Barrier)	1200 to	1000m to	800m to	600m to	400m to	200m to	Total or	Margin
4th	7	<b>Gee Gees First... (1)</b>	<b>1000m</b>	<b>800m</b>	<b>600m</b>	<b>400m</b>	<b>200m</b>	<b>WP</b>	<b>Average</b>	
		Position in running (margin)	-	4(3.1)	4(1.6)	4(2.4)	5(3.6)	4(3.4)		1.70
		Sectional time (s)	15.19	11.06	11.84	12.06	11.98	12.29		
		Cumulative time (s)	74.42	59.23	48.17	36.33	24.27	12.29	1:14.42	
		Speed (m/s)	13.17	18.08	16.89	16.58	16.69	16.27	16.13	
		Stride length (m)	5.64	7.82	7.49	7.21	7.24	7.25	7.03	
		Stride duration (s)	0.420	0.432	0.444	0.435	0.434	0.445	0.436	
		Stride efficiency (%)	49.68	95.52	87.72	81.17	81.99	82.08	77.23	
		Stride count	35.47	25.58	26.69	27.75	27.61	27.60	170.70	

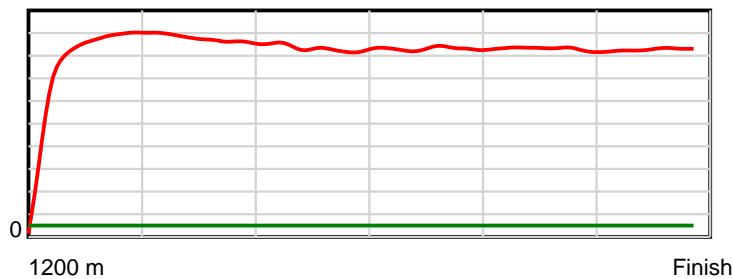
10 m Stride length



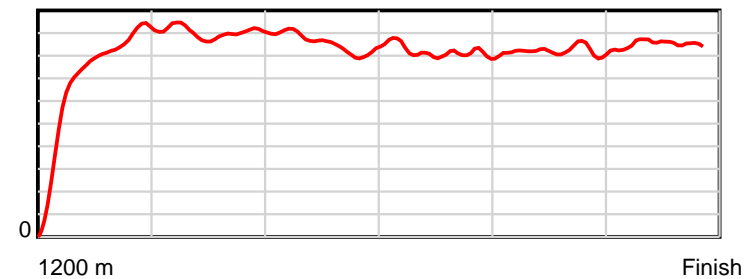
0.6 s Stride duration



20 m/sec Speed



100 % Stride efficiency



Note: Horizontal distance axis grid lines are 200m furlongs.

## Disclaimer.

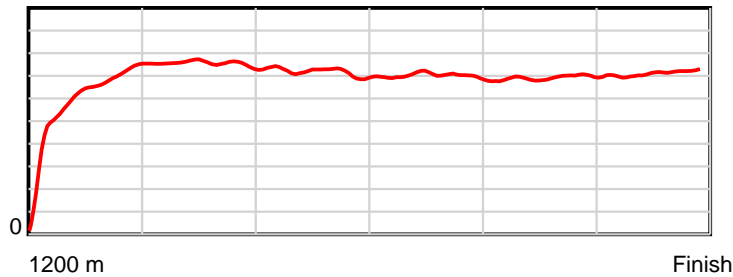
Tasracing Pty Ltd and Thoroughbred Ratings Pty Ltd accepts no responsibility for the completeness or accuracy of any of the information contained herein, and makes no representations about its suitability for any particular purpose. Users should make their own judgements about those matters and/or seek independent advice. You assume all risks associated with use of the data provided on this page.

# Race Results

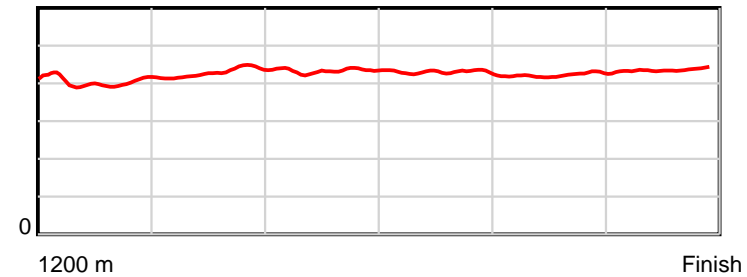
December 16, 2012, Race 2, MDN-SW, Distance 1200m, Elwick Course Proper - Offset 0m

Result	TAB no.	Horse (Barrier)	1200 to	1000m to	800m to	600m to	400m to	200m to	Total or	Margin
5th	4	<b>Player One (4)</b>	<b>1000m</b>	<b>800m</b>	<b>600m</b>	<b>400m</b>	<b>200m</b>	<b>WP</b>	<b>Average</b>	
		Position in running (margin)	-	6(4.4)	5(3.5)	7(4.8)	7(6.5)	6(7.1)		4.20
		Sectional time (s)	15.50	11.14	11.94	12.14	12.12	12.06		
		Cumulative time (s)	74.89	59.39	48.25	36.31	24.17	12.06	1:14.89	
		Speed (m/s)	12.91	17.95	16.75	16.47	16.50	16.58	16.02	
		Stride length (m)	5.35	7.69	7.26	7.08	6.94	7.24	6.83	
		Stride duration (s)	0.404	0.429	0.433	0.430	0.421	0.436	0.426	
		Stride efficiency (%)	44.81	92.43	82.36	78.26	75.27	81.81	72.95	
		Stride count	37.35	26.01	27.55	28.26	28.82	27.64	175.63	

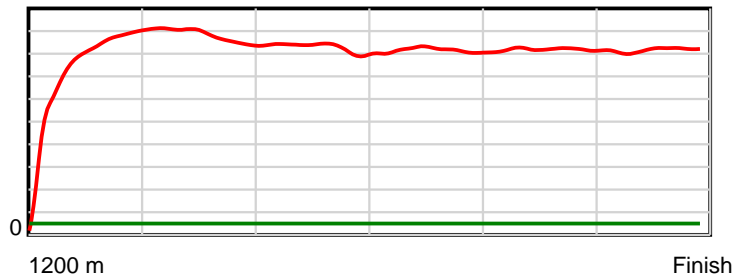
10 m Stride length



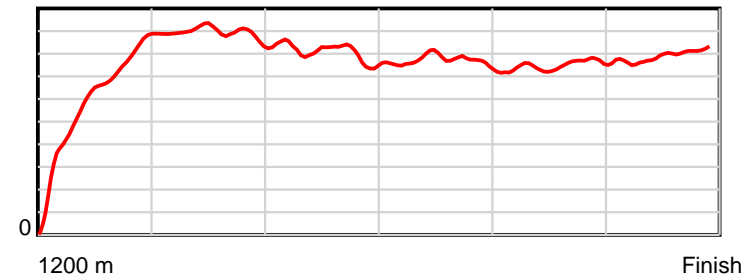
0.6 s Stride duration



20 m/sec Speed



100 % Stride efficiency



Note: Horizontal distance axis grid lines are 200m furlongs.

## Disclaimer.

Tasracing Pty Ltd and Thoroughbred Ratings Pty Ltd accepts no responsibility for the completeness or accuracy of any of the information contained herein, and makes no representations about its suitability for any particular purpose. Users should make their own judgements about those matters and/or seek independent advice. You assume all risks associated with use of the data provided on this page.

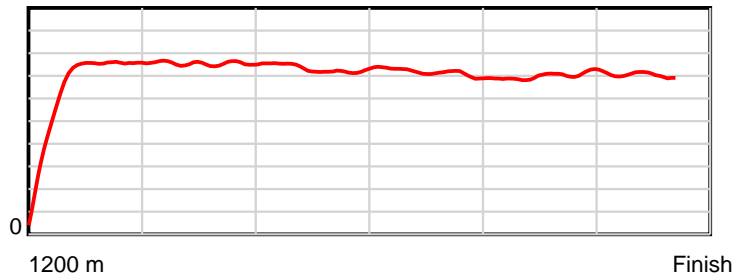


# Race Results

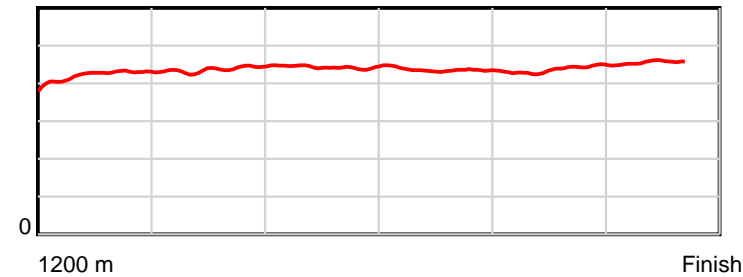
December 16, 2012, Race 2, MDN-SW, Distance 1200m, Elwick Course Proper - Offset 0m

Result	TAB no.	Horse (Barrier)	1200 to	1000m to	800m to	600m to	400m to	200m to	Total or	Margin
7th	3	Count the Star... (6)	1000m	800m	600m	400m	200m	WP	Average	
		Position in running (margin)	-	3(2.4)	3(1.1)	3(1.8)	3(2.6)	5(3.9)		4.50
		Sectional time (s)	15.15	11.09	11.84	11.98	12.24	12.64		
		Cumulative time (s)	74.94	59.79	48.70	36.85	24.88	12.64	1:14.93	
		Speed (m/s)	13.20	18.03	16.89	16.69	16.34	15.82	16.01	
		Stride length (m)	5.51	7.84	7.47	7.30	7.07	7.18	6.97	
		Stride duration (s)	0.408	0.435	0.443	0.437	0.433	0.454	0.435	
		Stride efficiency (%)	47.40	96.16	87.31	83.26	78.21	80.63	75.98	
		Stride count	36.32	25.50	26.76	27.40	28.27	27.84	172.09	

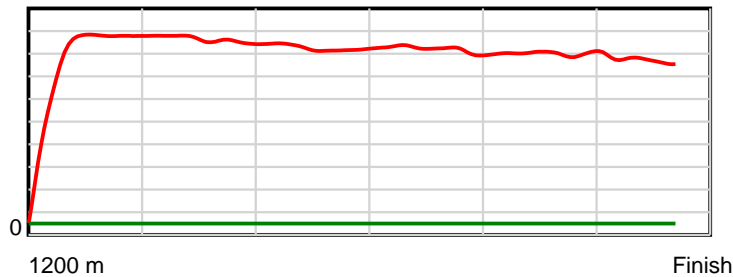
10 m Stride length



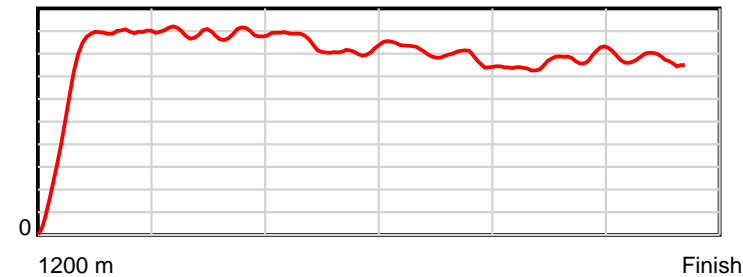
0.6 s Stride duration



20 m/sec Speed



100 % Stride efficiency



Note: Horizontal distance axis grid lines are 200m furlongs.

## Disclaimer.

Tasracing Pty Ltd and Thoroughbred Ratings Pty Ltd accepts no responsibility for the completeness or accuracy of any of the information contained herein, and makes no representations about its suitability for any particular purpose. Users should make their own judgements about those matters and/or seek independent advice. You assume all risks associated with use of the data provided on this page.



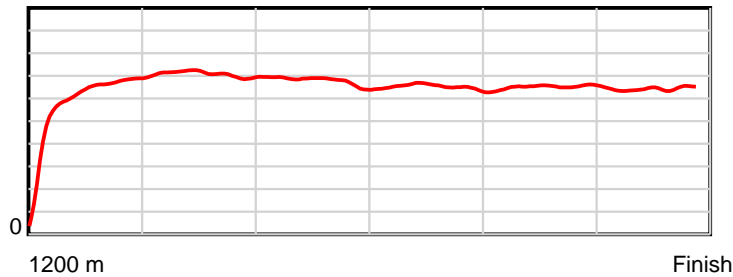


# Race Results

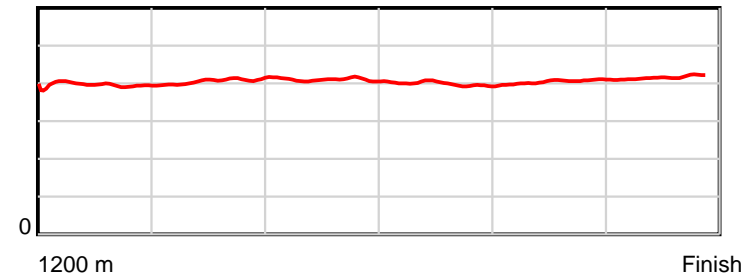
December 16, 2012, Race 2, MDN-SW, Distance 1200m, Elwick Course Proper - Offset 0m

Result	TAB no.	Horse (Barrier)	1200 to	1000m to	800m to	600m to	400m to	200m to	Total or	Margin
9th	9	<b>Lacey Blue (5)</b>	<b>1000m</b>	<b>800m</b>	<b>600m</b>	<b>400m</b>	<b>200m</b>	<b>WP</b>	<b>Average</b>	
		Position in running (margin)	-	5(4.1)	6(3.6)	6(4.8)	6(6.2)	7(7.6)		10.80
		Sectional time (s)	15.85	11.21	11.92	12.08	12.27	12.83		
		Cumulative time (s)	76.16	60.31	49.10	37.18	25.10	12.83	1:16.15	
		Speed (m/s)	12.62	17.84	16.78	16.56	16.30	15.59	15.76	
		Stride length (m)	5.38	7.23	6.88	6.61	6.57	6.48	6.47	
		Stride duration (s)	0.403	0.406	0.410	0.399	0.403	0.416	0.411	
		Stride efficiency (%)	45.23	81.77	74.03	68.31	67.39	65.64	65.43	
		Stride count	37.18	27.65	29.06	30.25	30.45	30.86	185.45	

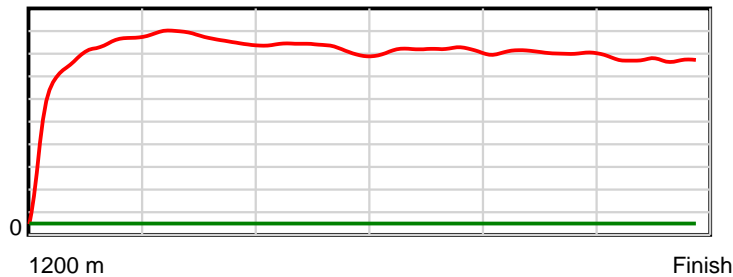
10 m Stride length



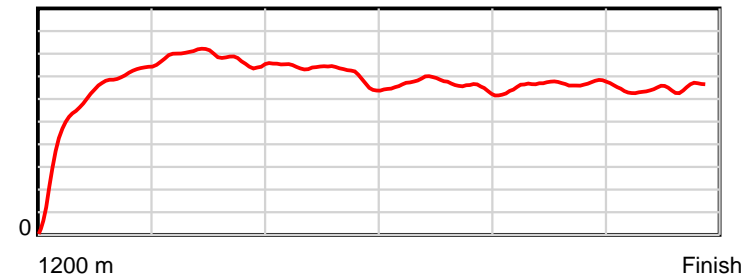
0.6 s Stride duration



20 m/sec Speed



100 % Stride efficiency



Note: Horizontal distance axis grid lines are 200m furlongs.

**Disclaimer.**

Tasracing Pty Ltd and Thoroughbred Ratings Pty Ltd accepts no responsibility for the completeness or accuracy of any of the information contained herein, and makes no representations about its suitability for any particular purpose. Users should make their own judgements about those matters and/or seek independent advice. You assume all risks associated with use of the data provided on this page.