



Race Results

Tasmanian Racing Club, Hobart, December 02, 2012

Compilation date: December 3, 2012, 10:27:17 AM (EST)

Copyright © 2012 Tasracing Pty Ltd. All rights reserved.

Trademarks.

StrideMASTER is a registered trademark of Thoroughbred Ratings Pty Ltd.

Disclaimer.

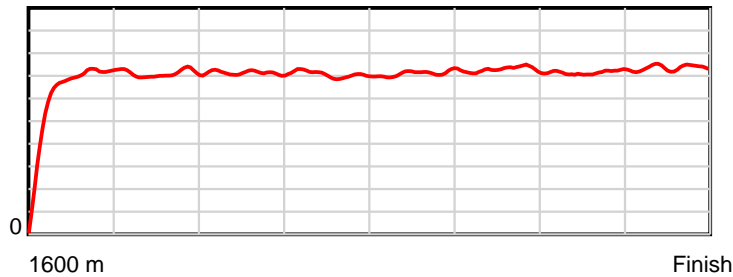
Tasracing Pty Ltd and Thoroughbred Ratings Pty Ltd accepts no responsibility for the completeness or accuracy of any of the information contained herein, and makes no representations about its suitability for any particular purpose. Users should make their own judgements about those matters and/or seek independent advice. You assume all risks associated with use of the data provided on this page.

Race Results

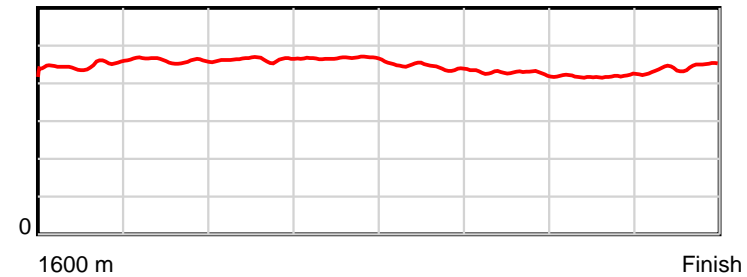
December 02, 2012, Race 2, MDN/CL1-SW, Distance 1600m, Elwick Course Proper - Offset 6m

Result	TAB no.	Horse (Barrier)	1600 to	1400m to	1200m to	1000m to	800m to	600m to	400m to	200m to	Total or	Margin
1st	5	Storm Cell (10)	1400m	1200m	1000m	800m	600m	400m	200m	WP	Average	
		Position in running (margin)	-	7(4.0)	8(4.3)	7(3.3)	8(3.9)	7(2.7)	6(2.7)	3(0.1)		0.00
		Sectional time (s)	17.45	13.10	12.98	13.23	12.27	11.58	11.75	12.14		
		Cumulative time (s)	104.50	87.05	73.96	60.97	47.74	35.47	23.89	12.14	1:44.50	
		Speed (m/s)	11.46	15.27	15.41	15.12	16.30	17.27	17.02	16.47	15.31	
		Stride length (m)	5.07	7.03	7.14	7.05	7.22	7.38	7.11	7.25	6.81	
		Stride duration (s)	0.436	0.461	0.463	0.466	0.443	0.427	0.418	0.440	0.445	
		Stride efficiency (%)	40.11	77.28	79.62	77.64	81.51	85.01	79.07	82.08	72.54	
		Stride count	39.48	28.44	28.02	28.37	27.69	27.12	28.12	27.59	234.83	

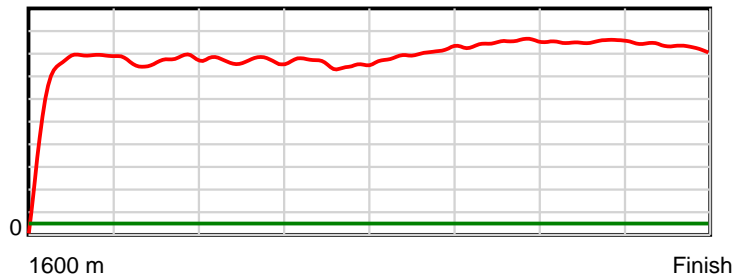
10 m Stride length



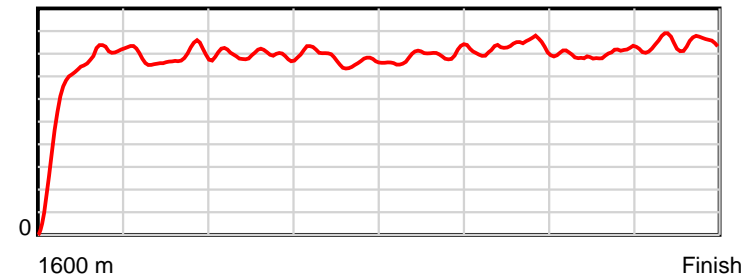
0.6 s Stride duration



20 m/sec Speed



100 % Stride efficiency



Note: Horizontal distance axis grid lines are 200m furlongs.

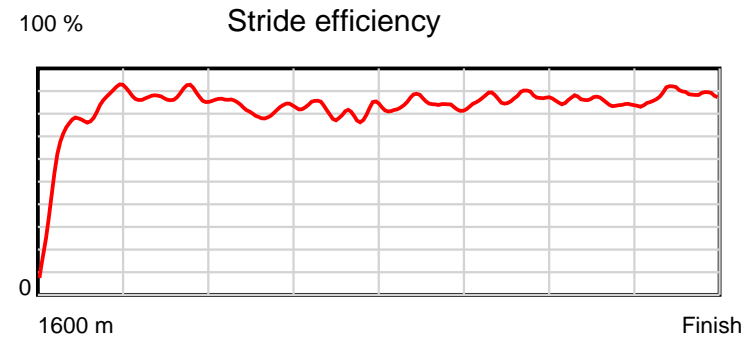
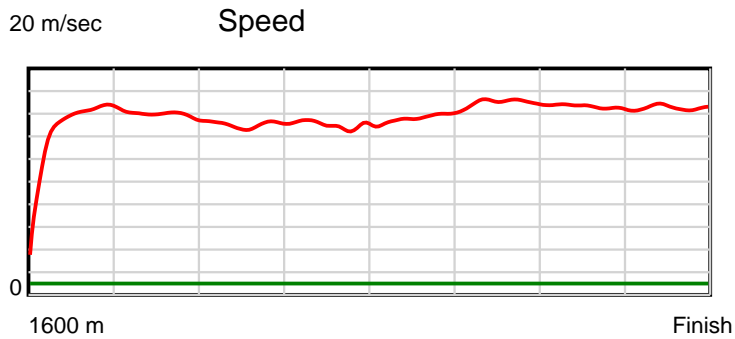
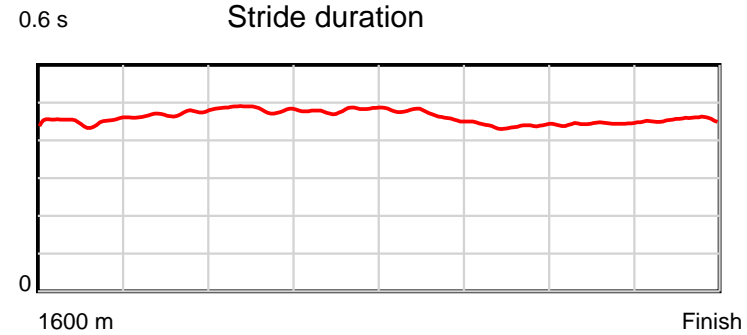
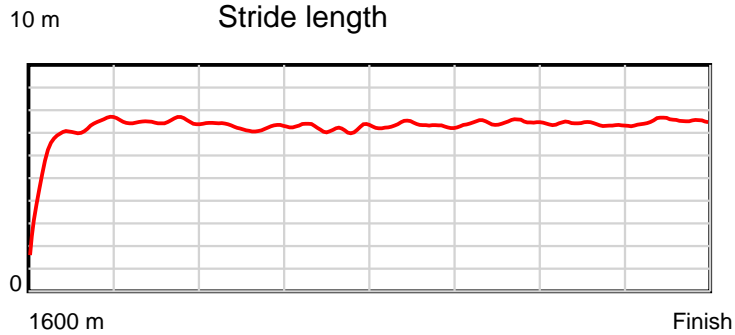
Disclaimer.

Tasracing Pty Ltd and Thoroughbred Ratings Pty Ltd accepts no responsibility for the completeness or accuracy of any of the information contained herein, and makes no representations about its suitability for any particular purpose. Users should make their own judgements about those matters and/or seek independent advice. You assume all risks associated with use of the data provided on this page.

Race Results

December 02, 2012, Race 2, MDN/CL1-SW, Distance 1600m, Elwick Course Proper - Offset 6m

Result	TAB no.	Horse (Barrier)	1600 to	1400m to	1200m to	1000m to	800m to	600m to	400m to	200m to	Total or	Margin
2nd	8	Steven's Wonde... (11)	1400m	1200m	1000m	800m	600m	400m	200m	WP	Average	
		Position in running (margin)	-	4(2.1)	1(0.0)	1(0.0)	1(0.0)	2(0.3)	1(0.0)	1(0.0)		0.10
		Sectional time (s)	17.09	12.69	13.15	13.13	12.53	11.52	12.19	12.22		
		Cumulative time (s)	104.52	87.43	74.75	61.59	48.46	35.93	24.41	12.22	1:44.52	
		Speed (m/s)	11.70	15.76	15.21	15.23	15.96	17.36	16.41	16.37	15.31	
		Stride length (m)	5.26	7.42	7.34	7.32	7.46	7.62	7.28	7.42	7.05	
		Stride duration (s)	0.445	0.471	0.483	0.480	0.468	0.439	0.444	0.454	0.460	
		Stride efficiency (%)	43.17	86.07	84.26	83.63	87.08	90.75	82.77	86.08	77.61	
		Stride count	38.05	26.95	27.24	27.34	26.79	26.24	27.48	26.95	227.04	



Note: Horizontal distance axis grid lines are 200m furlongs.

Disclaimer.

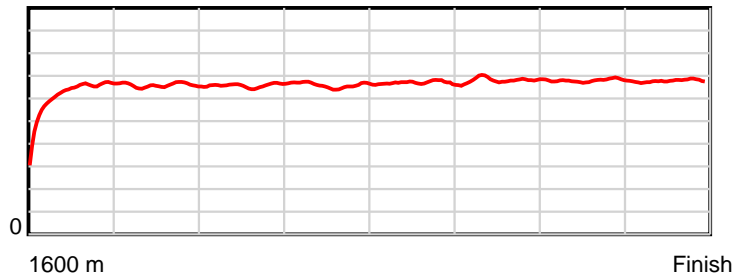
Tasracing Pty Ltd and Thoroughbred Ratings Pty Ltd accepts no responsibility for the completeness or accuracy of any of the information contained herein, and makes no representations about its suitability for any particular purpose. Users should make their own judgements about those matters and/or seek independent advice. You assume all risks associated with use of the data provided on this page.

Race Results

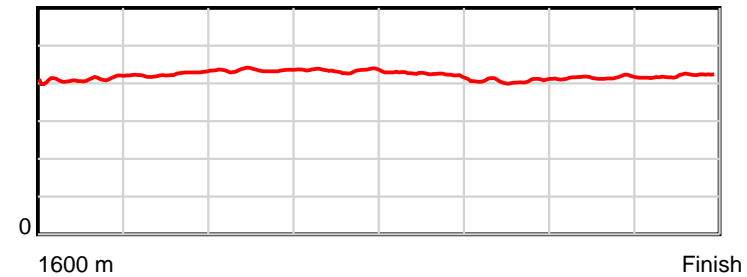
December 02, 2012, Race 2, MDN/CL1-SW, Distance 1600m, Elwick Course Proper - Offset 6m

Result	TAB no.	Horse (Barrier)	1600 to	1400m to	1200m to	1000m to	800m to	600m to	400m to	200m to	Total or	Margin
3rd	10	The Welshman (2)	1400m	1200m	1000m	800m	600m	400m	200m	WP	Average	
		Position in running (margin)	-	1(0.0)	2(0.1)	3(0.3)	3(0.1)	3(0.4)	2(0.4)	2(0.1)		0.20
		Sectional time (s)	16.78	13.05	13.19	13.11	12.51	11.57	12.15	12.18		
		Cumulative time (s)	104.54	87.76	74.71	61.52	48.41	35.90	24.33	12.18	1:44.54	
		Speed (m/s)	11.92	15.33	15.16	15.26	15.99	17.29	16.46	16.42	15.31	
		Stride length (m)	4.92	6.51	6.60	6.60	6.74	7.03	6.83	6.89	6.44	
		Stride duration (s)	0.413	0.425	0.435	0.433	0.422	0.407	0.415	0.419	0.421	
		Stride efficiency (%)	37.85	66.23	68.02	68.11	70.98	77.23	72.84	74.08	64.82	
		Stride count	40.64	30.72	30.31	30.29	29.67	28.45	29.29	29.05	248.42	

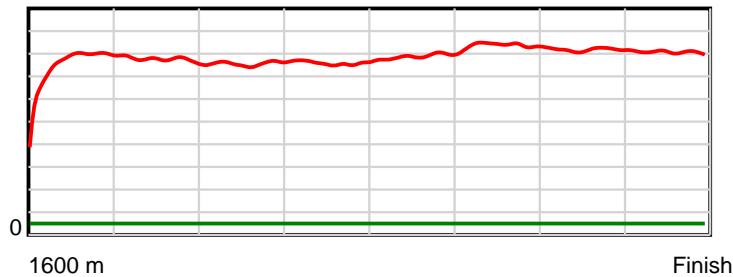
10 m Stride length



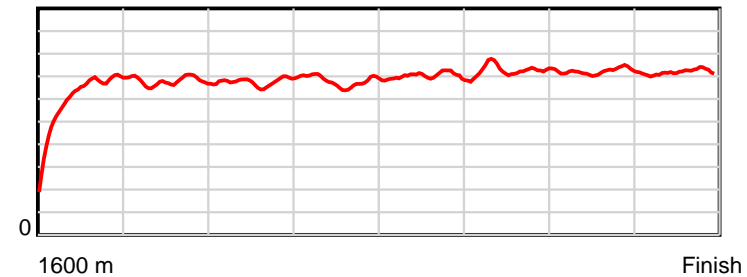
0.6 s Stride duration



20 m/sec Speed



100 % Stride efficiency



Note: Horizontal distance axis grid lines are 200m furlongs.

Disclaimer.

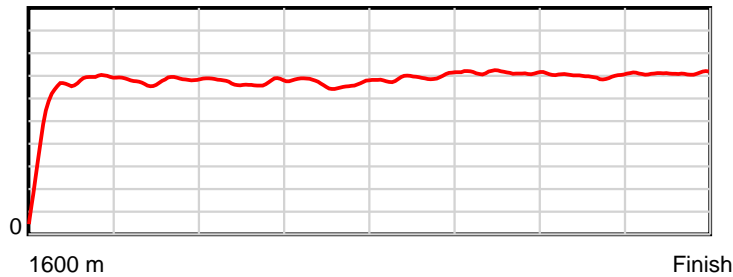
Tasracing Pty Ltd and Thoroughbred Ratings Pty Ltd accepts no responsibility for the completeness or accuracy of any of the information contained herein, and makes no representations about its suitability for any particular purpose. Users should make their own judgements about those matters and/or seek independent advice. You assume all risks associated with use of the data provided on this page.

Race Results

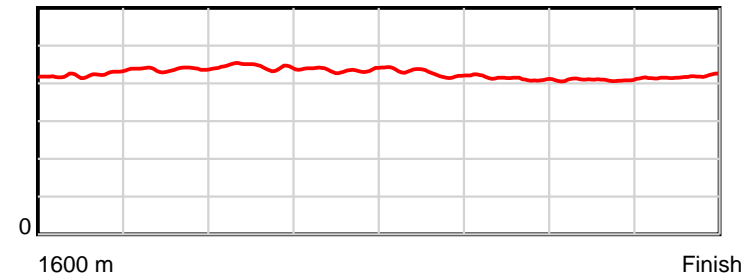
December 02, 2012, Race 2, MDN/CL1-SW, Distance 1600m, Elwick Course Proper - Offset 6m

Result	TAB no.	Horse (Barrier)	1600 to	1400m to	1200m to	1000m to	800m to	600m to	400m to	200m to	Total or	Margin
4th	3	Len's Luck (9)	1400m	1200m	1000m	800m	600m	400m	200m	WP	Average	
		Position in running (margin)	-	8(4.0)	7(3.7)	8(3.8)	6(2.9)	8(2.9)	8(2.9)	7(1.7)		0.70
		Sectional time (s)	17.67	12.98	13.17	12.99	12.43	11.61	12.00	11.79		
		Cumulative time (s)	104.64	86.97	73.99	60.82	47.83	35.40	23.79	11.79	1:44.64	
		Speed (m/s)	11.32	15.41	15.19	15.40	16.09	17.23	16.67	16.96	15.29	
		Stride length (m)	4.90	6.74	6.74	6.71	6.88	7.12	6.81	7.08	6.54	
		Stride duration (s)	0.420	0.438	0.444	0.436	0.428	0.413	0.409	0.418	0.428	
		Stride efficiency (%)	37.58	71.07	70.97	70.35	73.99	79.22	72.55	78.42	66.83	
		Stride count	40.78	29.66	29.68	29.81	29.07	28.09	29.35	28.23	244.67	

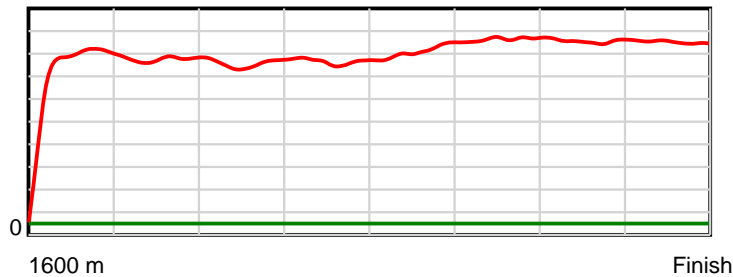
10 m Stride length



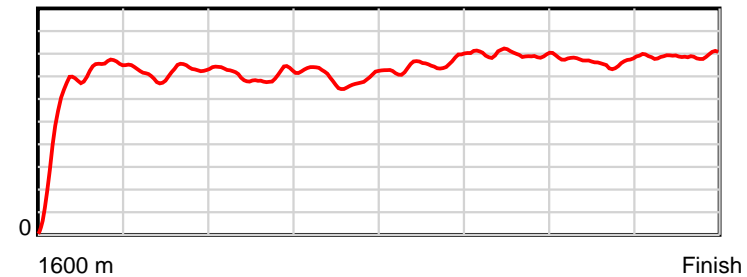
0.6 s Stride duration



20 m/sec Speed



100 % Stride efficiency



Note: Horizontal distance axis grid lines are 200m furlongs.

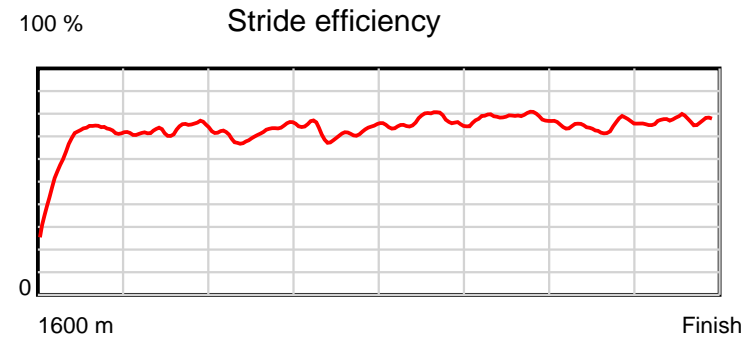
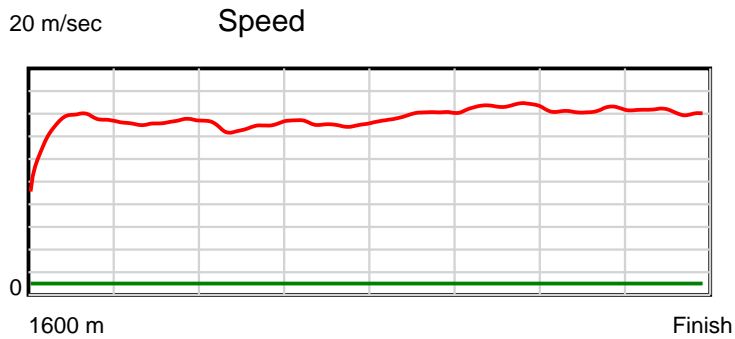
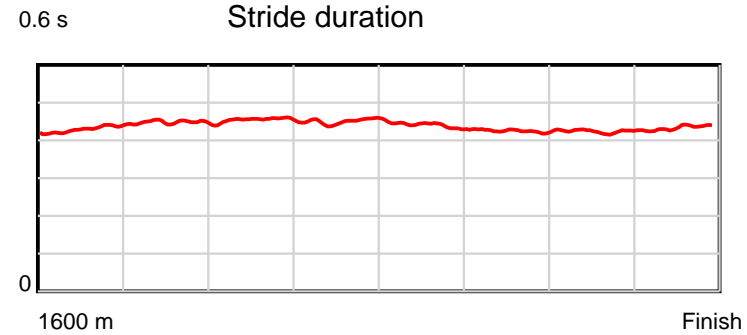
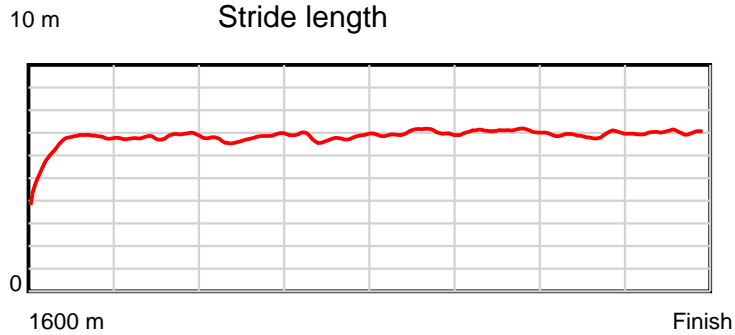
Disclaimer.

Tasracing Pty Ltd and Thoroughbred Ratings Pty Ltd accepts no responsibility for the completeness or accuracy of any of the information contained herein, and makes no representations about its suitability for any particular purpose. Users should make their own judgements about those matters and/or seek independent advice. You assume all risks associated with use of the data provided on this page.

Race Results

December 02, 2012, Race 2, MDN/CL1-SW, Distance 1600m, Elwick Course Proper - Offset 6m

Result	TAB no.	Horse (Barrier)	1600 to	1400m to	1200m to	1000m to	800m to	600m to	400m to	200m to	Total or	Margin
5th	9	Senor Claude (1)	1400m	1200m	1000m	800m	600m	400m	200m	WP	Average	
		Position in running (margin)	-	3(2.0)	3(1.7)	5(2.2)	5(1.6)	5(1.6)	5(2.1)	5(0.9)		0.90
		Sectional time (s)	17.22	13.00	13.22	13.04	12.47	11.65	11.99	12.09		
		Cumulative time (s)	104.68	87.46	74.47	61.24	48.20	35.73	24.08	12.09	1:44.68	
		Speed (m/s)	11.62	15.38	15.13	15.34	16.04	17.17	16.68	16.54	15.29	
		Stride length (m)	5.14	6.88	6.89	6.92	7.04	7.28	7.08	7.17	6.72	
		Stride duration (s)	0.430	0.447	0.455	0.451	0.439	0.424	0.424	0.433	0.440	
		Stride efficiency (%)	41.26	73.99	74.16	74.84	77.39	82.91	78.25	80.23	70.65	
		Stride count	38.92	29.06	29.03	28.90	28.42	27.46	28.26	27.91	237.96	



Note: Horizontal distance axis grid lines are 200m furlongs.

Disclaimer.

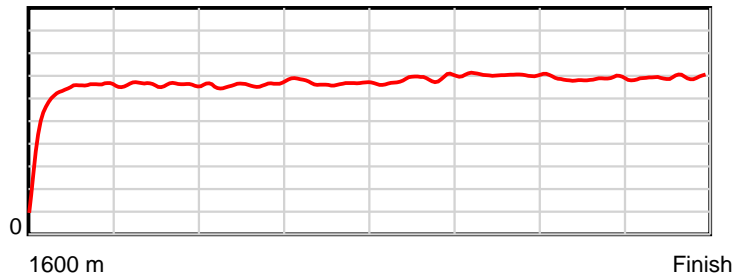
Tasracing Pty Ltd and Thoroughbred Ratings Pty Ltd accepts no responsibility for the completeness or accuracy of any of the information contained herein, and makes no representations about its suitability for any particular purpose. Users should make their own judgements about those matters and/or seek independent advice. You assume all risks associated with use of the data provided on this page.

Race Results

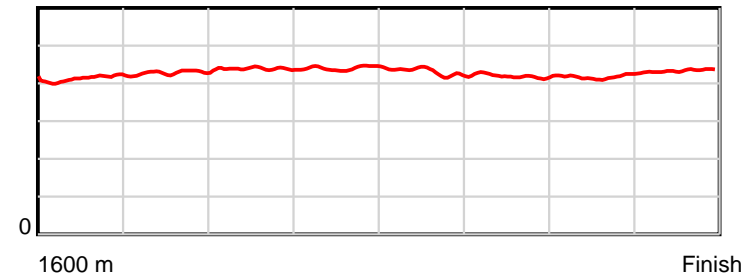
December 02, 2012, Race 2, MDN/CL1-SW, Distance 1600m, Elwick Course Proper - Offset 6m

Result	TAB no.	Horse (Barrier)	1600 to	1400m to	1200m to	1000m to	800m to	600m to	400m to	200m to	Total or	Margin
6th	12	Matsicash (8)	1400m	1200m	1000m	800m	600m	400m	200m	WP	Average	
		Position in running (margin)	-	2(1.3)	4(1.8)	4(1.6)	4(1.5)	4(1.3)	4(1.7)	6(0.9)		2.70
		Sectional time (s)	17.11	13.12	13.12	13.11	12.45	11.63	12.06	12.43		
		Cumulative time (s)	105.03	87.92	74.81	61.69	48.57	36.12	24.49	12.43	1:45.03	
		Speed (m/s)	11.69	15.24	15.24	15.26	16.06	17.20	16.58	16.09	15.23	
		Stride length (m)	4.99	6.54	6.69	6.72	6.90	7.22	6.91	6.99	6.54	
		Stride duration (s)	0.418	0.429	0.439	0.441	0.429	0.420	0.417	0.434	0.429	
		Stride efficiency (%)	38.90	66.92	69.87	70.54	74.30	81.46	74.69	76.25	66.87	
		Stride count	40.09	30.56	29.91	29.77	29.00	27.70	28.93	28.63	244.59	

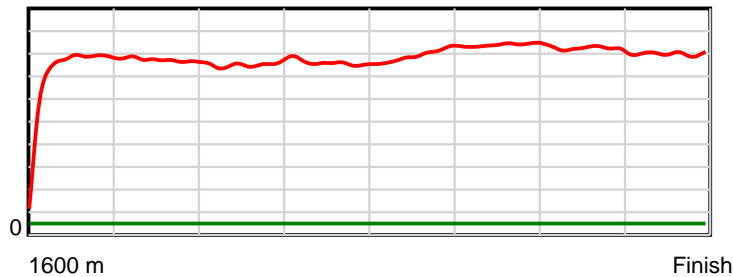
10 m Stride length



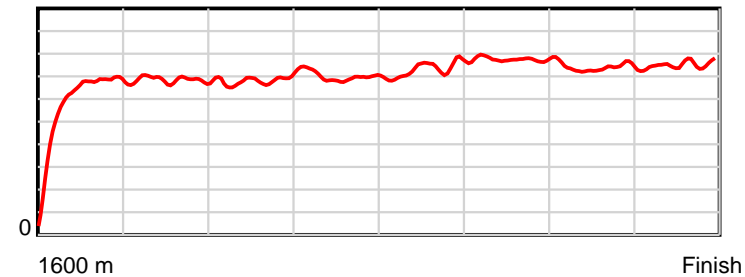
0.6 s Stride duration



20 m/sec Speed



100 % Stride efficiency



Note: Horizontal distance axis grid lines are 200m furlongs.

Disclaimer.

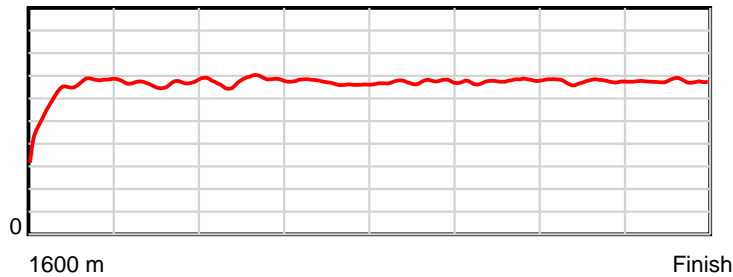
Tasracing Pty Ltd and Thoroughbred Ratings Pty Ltd accepts no responsibility for the completeness or accuracy of any of the information contained herein, and makes no representations about its suitability for any particular purpose. Users should make their own judgements about those matters and/or seek independent advice. You assume all risks associated with use of the data provided on this page.

Race Results

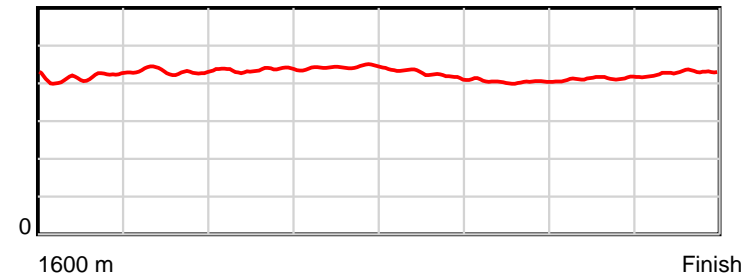
December 02, 2012, Race 2, MDN/CL1-SW, Distance 1600m, Elwick Course Proper - Offset 6m

Result	TAB no.	Horse (Barrier)	1600 to	1400m to	1200m to	1000m to	800m to	600m to	400m to	200m to	Total or	Margin
7th	13	She Can't Talk (7)	1400m	1200m	1000m	800m	600m	400m	200m	WP	Average	
		Position in running (margin)	-	5(2.4)	6(2.4)	2(0.2)	2(0.1)	1(0.0)	3(0.4)	4(0.4)		2.80
		Sectional time (s)	17.27	13.03	12.79	13.11	12.46	11.64	12.19	12.56		
		Cumulative time (s)	105.05	87.78	74.74	61.96	48.85	36.38	24.75	12.56	1:45.05	
		Speed (m/s)	11.58	15.35	15.64	15.26	16.05	17.18	16.41	15.92	15.23	
		Stride length (m)	4.99	6.63	6.81	6.77	6.80	6.96	6.77	6.82	6.50	
		Stride duration (s)	0.420	0.432	0.435	0.444	0.423	0.405	0.412	0.428	0.427	
		Stride efficiency (%)	38.95	68.63	72.46	71.54	72.16	75.62	71.52	72.66	65.98	
		Stride count	40.06	30.18	29.37	29.56	29.43	28.75	29.56	29.33	246.24	

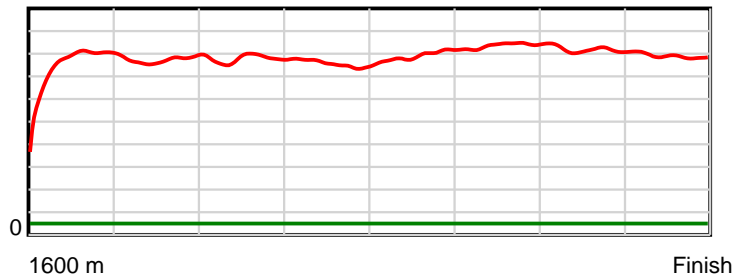
10 m Stride length



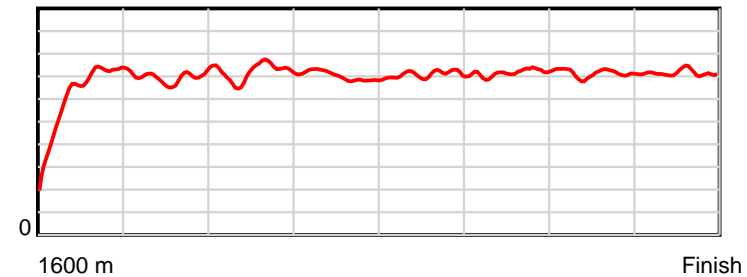
0.6 s Stride duration



20 m/sec Speed



100 % Stride efficiency



Note: Horizontal distance axis grid lines are 200m furlongs.

Disclaimer.

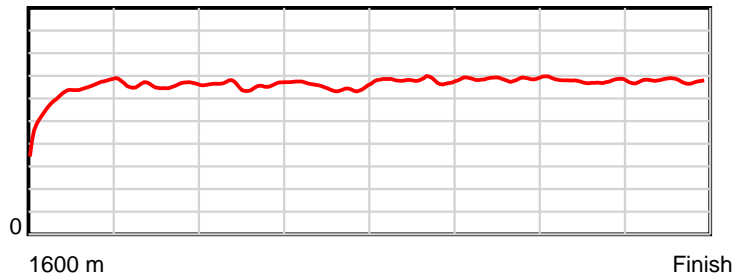
Tasracing Pty Ltd and Thoroughbred Ratings Pty Ltd accepts no responsibility for the completeness or accuracy of any of the information contained herein, and makes no representations about its suitability for any particular purpose. Users should make their own judgements about those matters and/or seek independent advice. You assume all risks associated with use of the data provided on this page.

Race Results

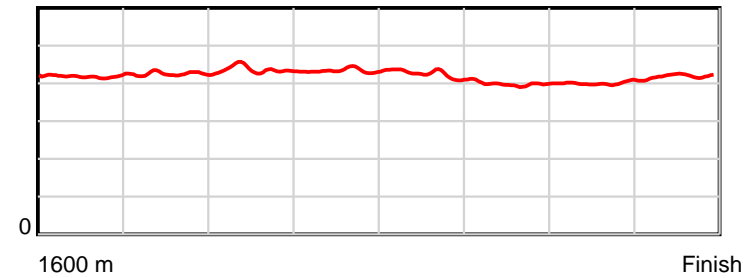
December 02, 2012, Race 2, MDN/CL1-SW, Distance 1600m, Elwick Course Proper - Offset 6m

Result	TAB no.	Horse (Barrier)	1600 to	1400m to	1200m to	1000m to	800m to	600m to	400m to	200m to	Total or	Margin
8th	11	Magic Gate (3)	1400m	1200m	1000m	800m	600m	400m	200m	WP	Average	
		Position in running (margin)	-	9(5.0)	9(4.6)	9(5.0)	10(5.5)	10(5.1)	9(3.9)	9(2.0)		3.30
		Sectional time (s)	17.86	12.97	13.22	13.22	12.41	11.37	11.88	12.23		
		Cumulative time (s)	105.15	87.29	74.33	61.11	47.89	35.48	24.12	12.23	1:45.15	
		Speed (m/s)	11.20	15.42	15.13	15.13	16.12	17.59	16.84	16.35	15.22	
		Stride length (m)	4.77	6.55	6.61	6.55	6.82	7.01	6.74	6.83	6.40	
		Stride duration (s)	0.411	0.425	0.437	0.433	0.423	0.398	0.400	0.418	0.420	
		Stride efficiency (%)	35.53	67.09	68.24	67.14	72.70	76.73	70.89	72.84	63.97	
		Stride count	41.94	30.52	30.26	30.51	29.32	28.54	29.69	29.29	250.07	

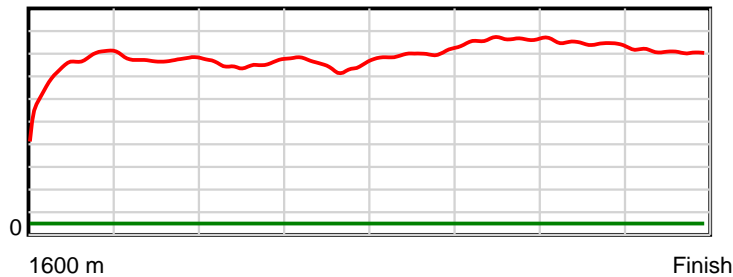
10 m Stride length



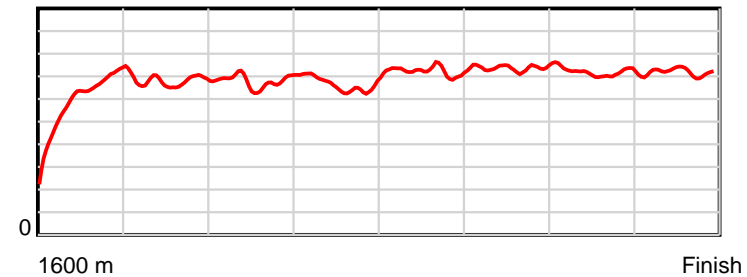
0.6 s Stride duration



20 m/sec Speed



100 % Stride efficiency



Note: Horizontal distance axis grid lines are 200m furlongs.

Disclaimer.

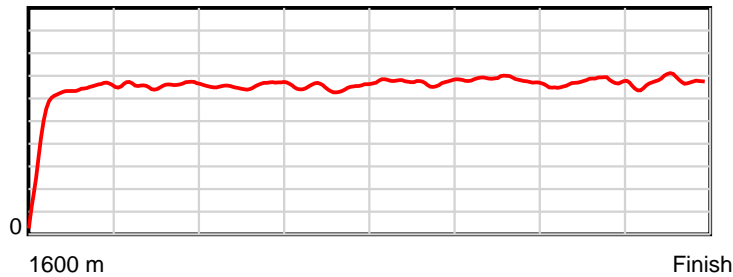
Tasracing Pty Ltd and Thoroughbred Ratings Pty Ltd accepts no responsibility for the completeness or accuracy of any of the information contained herein, and makes no representations about its suitability for any particular purpose. Users should make their own judgements about those matters and/or seek independent advice. You assume all risks associated with use of the data provided on this page.

Race Results

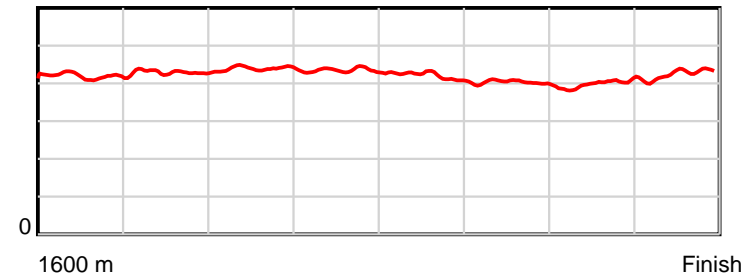
December 02, 2012, Race 2, MDN/CL1-SW, Distance 1600m, Elwick Course Proper - Offset 6m

Result	TAB no.	Horse (Barrier)	1600 to	1400m to	1200m to	1000m to	800m to	600m to	400m to	200m to	Total or	Margin
9th	6	Alainn (6)	1400m	1200m	1000m	800m	600m	400m	200m	WP	Average	
		Position in running (margin)	-	6(2.8)	5(2.4)	6(3.3)	7(3.8)	8(3.2)	7(2.9)	8(1.7)		4.10
		Sectional time (s)	17.40	12.97	13.30	13.23	12.37	11.51	12.00	12.53		
		Cumulative time (s)	105.31	87.91	74.94	61.65	48.42	36.04	24.53	12.53	1:45.31	
		Speed (m/s)	11.49	15.42	15.04	15.12	16.17	17.38	16.67	15.96	15.19	
		Stride length (m)	4.87	6.63	6.60	6.57	6.78	6.99	6.63	6.76	6.41	
		Stride duration (s)	0.413	0.430	0.439	0.435	0.420	0.402	0.398	0.423	0.422	
		Stride efficiency (%)	37.12	68.72	68.10	67.50	71.93	76.37	68.68	71.33	64.11	
		Stride count	41.04	30.16	30.30	30.43	29.48	28.61	30.17	29.60	249.79	

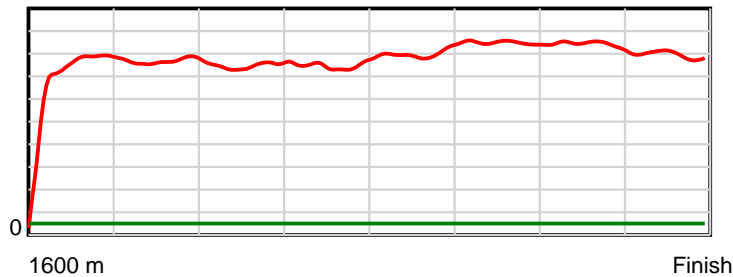
10 m Stride length



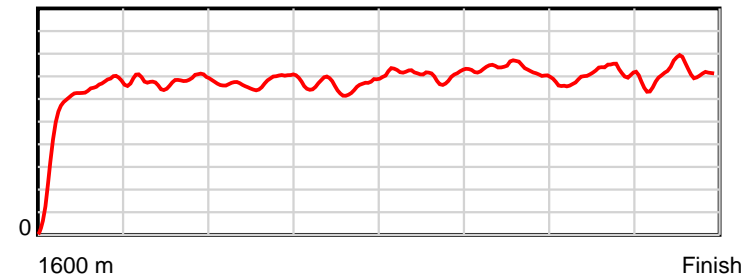
0.6 s Stride duration



20 m/sec Speed



100 % Stride efficiency



Note: Horizontal distance axis grid lines are 200m furlongs.

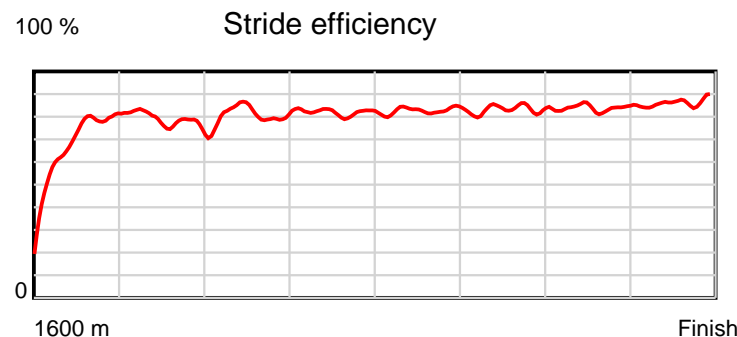
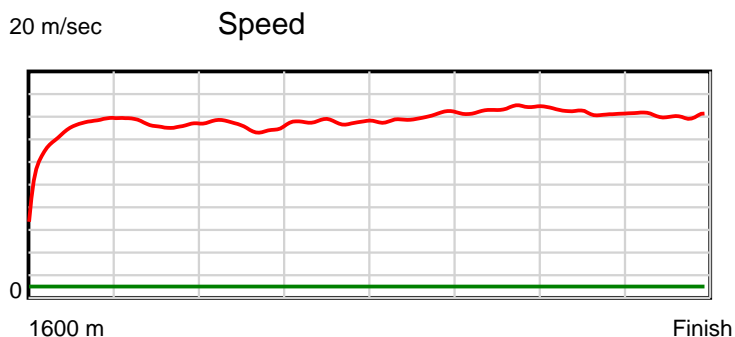
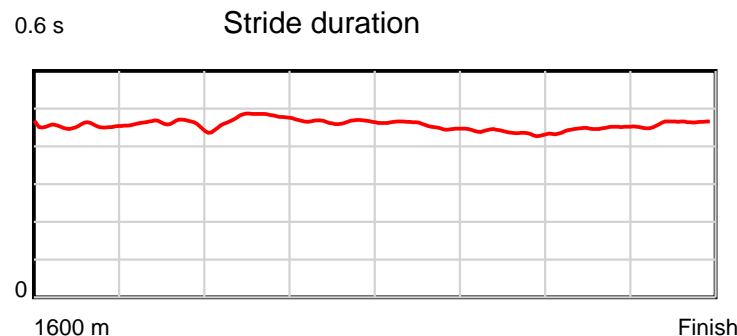
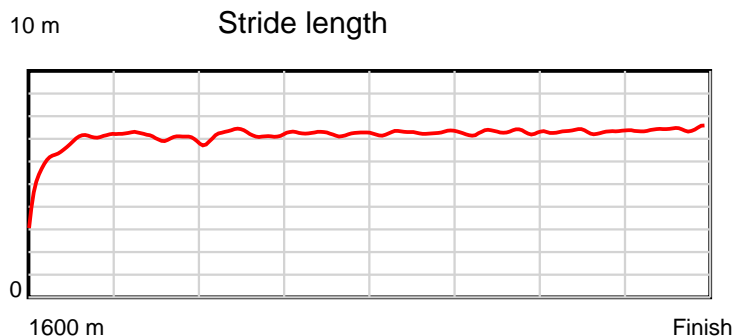
Disclaimer.

Tasracing Pty Ltd and Thoroughbred Ratings Pty Ltd accepts no responsibility for the completeness or accuracy of any of the information contained herein, and makes no representations about its suitability for any particular purpose. Users should make their own judgements about those matters and/or seek independent advice. You assume all risks associated with use of the data provided on this page.

Race Results

December 02, 2012, Race 2, MDN/CL1-SW, Distance 1600m, Elwick Course Proper - Offset 6m

Result	TAB no.	Horse (Barrier)	1600 to	1400m to	1200m to	1000m to	800m to	600m to	400m to	200m to	Total or	Margin
10th	2	Gee Gees Beaut... (4)	1400m	1200m	1000m	800m	600m	400m	200m	WP	Average	
		Position in running (margin)	-	11(6.8)	10(6.5)	10(5.8)	9(4.0)	9(3.5)	10(4.7)	10(4.1)		4.90
		Sectional time (s)	18.08	13.00	13.03	12.84	12.38	11.78	12.09	12.27		
		Cumulative time (s)	105.47	87.39	74.39	61.36	48.53	36.14	24.36	12.27	1:45.47	
		Speed (m/s)	11.06	15.38	15.35	15.58	16.16	16.98	16.54	16.30	15.17	
		Stride length (m)	5.22	7.06	7.31	7.25	7.34	7.43	7.38	7.51	6.97	
		Stride duration (s)	0.451	0.459	0.476	0.465	0.455	0.438	0.446	0.461	0.460	
		Stride efficiency (%)	42.53	77.98	83.56	82.19	84.29	86.22	85.20	88.20	75.98	
		Stride count	38.34	28.31	27.35	27.58	27.23	26.93	27.09	26.62	229.45	



Note: Horizontal distance axis grid lines are 200m furlongs.

Disclaimer.

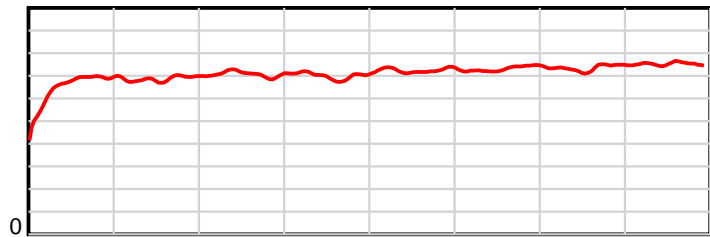
Tasracing Pty Ltd and Thoroughbred Ratings Pty Ltd accepts no responsibility for the completeness or accuracy of any of the information contained herein, and makes no representations about its suitability for any particular purpose. Users should make their own judgements about those matters and/or seek independent advice. You assume all risks associated with use of the data provided on this page.

Race Results

December 02, 2012, Race 2, MDN/CL1-SW, Distance 1600m, Elwick Course Proper - Offset 6m

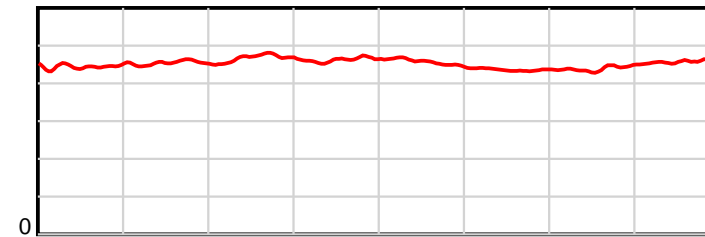
Result	TAB no.	Horse (Barrier)	1600 to	1400m to	1200m to	1000m to	800m to	600m to	400m to	200m to	Total or	Margin
11th	7	Lamenting (5)	1400m	1200m	1000m	800m	600m	400m	200m	WP	Average	
		Position in running (margin)	-	10(6.7)	11(7.7)	11(7.0)	11(6.1)	11(6.0)	11(7.4)	11(6.9)		6.70
		Sectional time (s)	18.10	13.21	13.02	12.99	12.46	11.81	12.11	12.13		
		Cumulative time (s)	105.83	87.73	74.52	61.49	48.50	36.04	24.24	12.13	1:45.83	
		Speed (m/s)	11.05	15.14	15.36	15.40	16.05	16.93	16.52	16.49	15.12	
		Stride length (m)	5.32	6.86	7.19	7.11	7.32	7.39	7.25	7.55	6.92	
		Stride duration (s)	0.466	0.453	0.468	0.462	0.456	0.436	0.439	0.458	0.458	
		Stride efficiency (%)	44.30	73.45	80.72	78.94	83.73	85.39	82.09	89.16	74.87	
		Stride count	37.56	29.17	27.83	28.14	27.32	27.06	27.59	26.48	231.15	

10 m Stride length



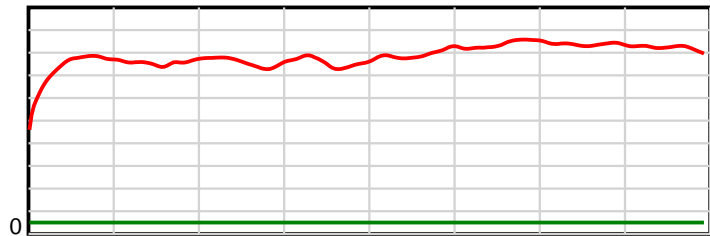
1600 m Finish

0.6 s Stride duration



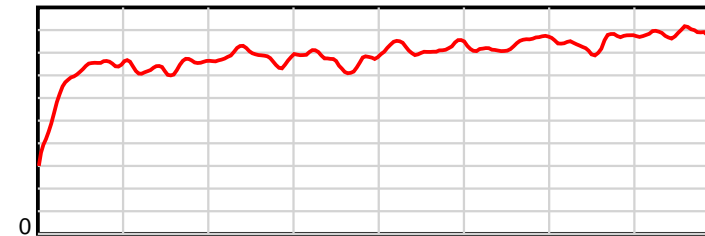
1600 m Finish

20 m/sec Speed



1600 m Finish

100 % Stride efficiency



1600 m Finish

Note: Horizontal distance axis grid lines are 200m furlongs.

Disclaimer.

Tasracing Pty Ltd and Thoroughbred Ratings Pty Ltd accepts no responsibility for the completeness or accuracy of any of the information contained herein, and makes no representations about its suitability for any particular purpose. Users should make their own judgements about those matters and/or seek independent advice. You assume all risks associated with use of the data provided on this page.