



Race Results

Tasmanian Racing Club, Hobart, December 02, 2012

Compilation date: December 3, 2012, 10:28:10 AM (EST)

Copyright © 2012 Tasracing Pty Ltd. All rights reserved.

Trademarks.

StrideMASTER is a registered trademark of Thoroughbred Ratings Pty Ltd.

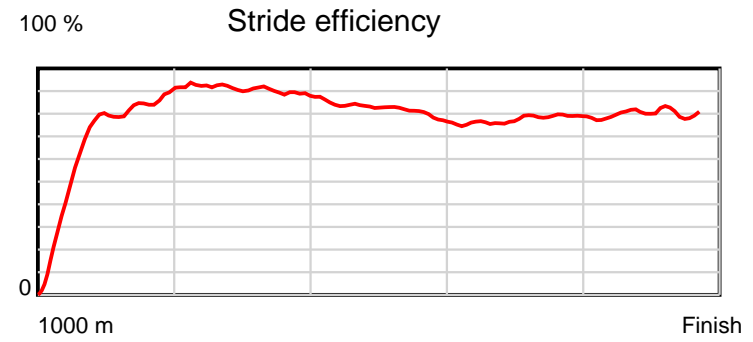
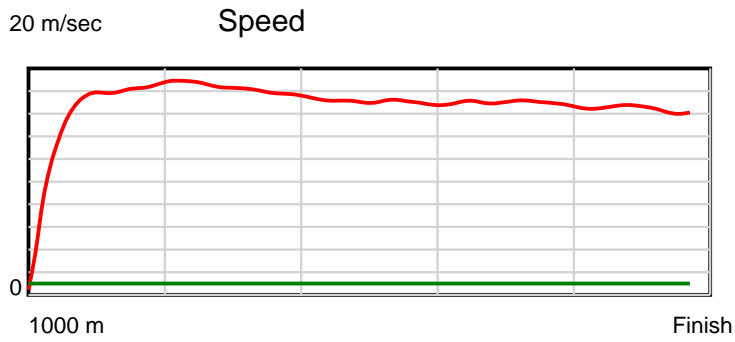
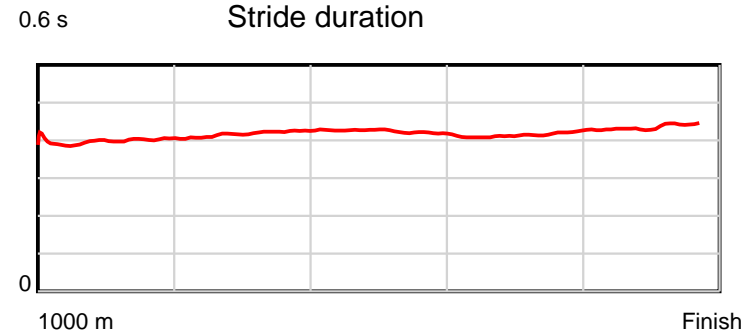
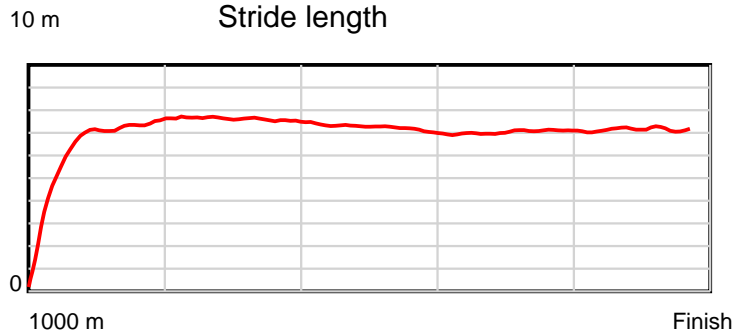
Disclaimer.

Tasracing Pty Ltd and Thoroughbred Ratings Pty Ltd accepts no responsibility for the completeness or accuracy of any of the information contained herein, and makes no representations about its suitability for any particular purpose. Users should make their own judgements about those matters and/or seek independent advice. You assume all risks associated with use of the data provided on this page.

Race Results

December 02, 2012, Race 4, CL1, Distance 1000m, Elwick Course Proper - Offset 6m

Result	TAB no.	Horse (Barrier)	1000 to	800m to	600m to	400m to	200m to	Total or	Margin
1st	1	Strait Shot (3)	800m	600m	400m	200m	WP	Average	
		Position in running (margin)	-	1(0.0)	1(0.0)	1(0.0)	1(0.0)		0.00
		Sectional time (s)	14.96	10.72	11.50	11.54	11.90		
		Cumulative time (s)	60.63	45.67	34.95	23.45	11.90	1:00.63	
		Speed (m/s)	13.37	18.66	17.39	17.33	16.81	16.49	
		Stride length (m)	5.30	7.77	7.38	7.16	7.29	6.85	
		Stride duration (s)	0.389	0.417	0.424	0.413	0.434	0.416	
		Stride efficiency (%)	43.89	94.41	85.16	80.11	83.10	73.39	
		Stride count	37.74	25.73	27.09	27.93	27.43	145.92	



Note: Horizontal distance axis grid lines are 200m furlongs.

Disclaimer.

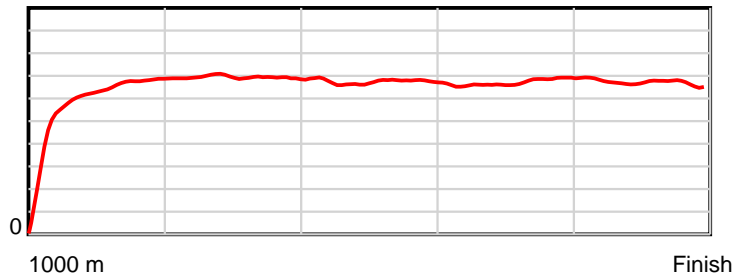
Tasracing Pty Ltd and Thoroughbred Ratings Pty Ltd accepts no responsibility for the completeness or accuracy of any of the information contained herein, and makes no representations about its suitability for any particular purpose. Users should make their own judgements about those matters and/or seek independent advice. You assume all risks associated with use of the data provided on this page.

Race Results

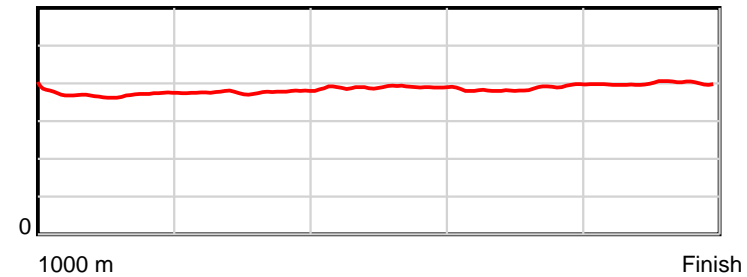
December 02, 2012, Race 4, CL1, Distance 1000m, Elwick Course Proper - Offset 6m

Result	TAB no.	Horse (Barrier)	1000 to	800m to	600m to	400m to	200m to	Total or	Margin
2nd	4	Enshroud (1)	800m	600m	400m	200m	WP	Average	
		Position in running (margin)	-	2(0.0)	2(0.1)	2(1.0)	2(0.3)		0.50
		Sectional time (s)	15.10	10.73	11.65	11.43	11.81		
		Cumulative time (s)	60.72	45.62	34.89	23.24	11.81	1:00.71	
		Speed (m/s)	13.24	18.64	17.17	17.50	16.93	16.47	
		Stride length (m)	4.98	7.02	6.69	6.75	6.78	6.34	
		Stride duration (s)	0.374	0.376	0.390	0.386	0.400	0.385	
		Stride efficiency (%)	38.76	76.99	69.99	71.26	71.81	62.87	
		Stride count	40.16	28.49	29.88	29.62	29.50	157.65	

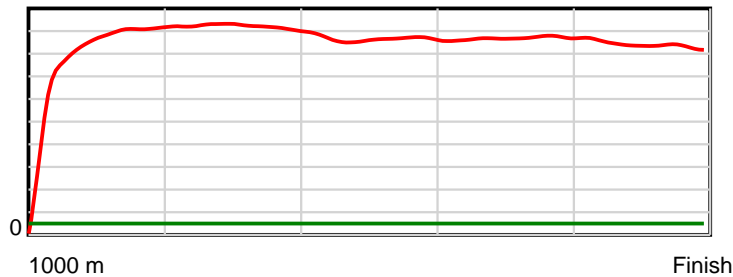
10 m Stride length



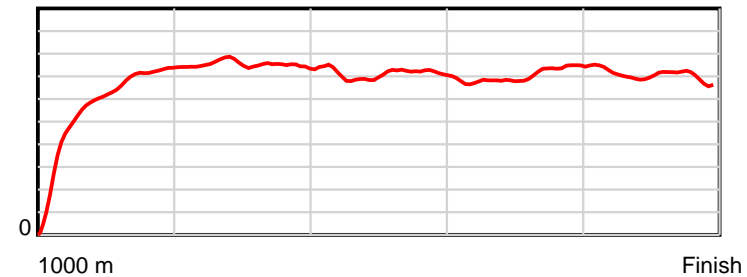
0.6 s Stride duration



20 m/sec Speed



100 % Stride efficiency



Note: Horizontal distance axis grid lines are 200m furlongs.

Disclaimer.

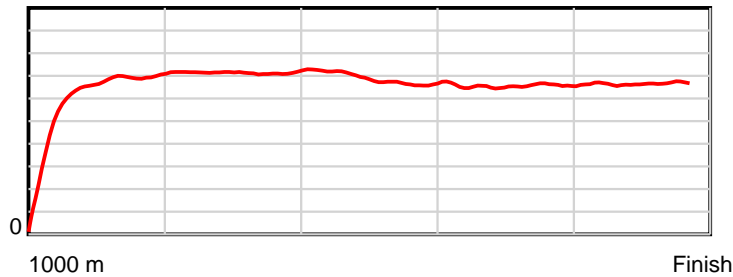
Tasracing Pty Ltd and Thoroughbred Ratings Pty Ltd accepts no responsibility for the completeness or accuracy of any of the information contained herein, and makes no representations about its suitability for any particular purpose. Users should make their own judgements about those matters and/or seek independent advice. You assume all risks associated with use of the data provided on this page.

Race Results

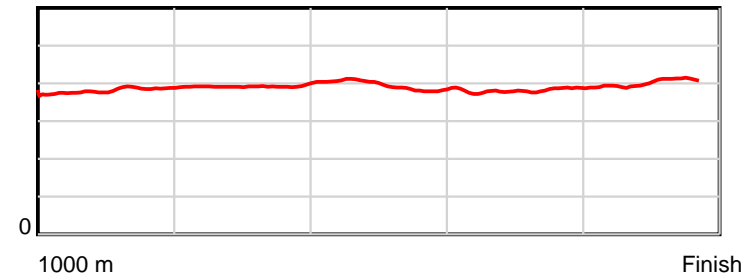
December 02, 2012, Race 4, CL1, Distance 1000m, Elwick Course Proper - Offset 6m

Result	TAB no.	Horse (Barrier)	1000 to	800m to	600m to	400m to	200m to	Total or	Margin
3rd	3	Not Another Re... (4)	800m	600m	400m	200m	WP	Average	
		Position in running (margin)	-	4(3.2)	3(2.9)	3(1.5)	3(1.7)		1.80
		Sectional time (s)	15.50	10.66	11.27	11.59	11.94		
		Cumulative time (s)	60.96	45.46	34.80	23.54	11.94	1:00.96	
		Speed (m/s)	12.90	18.76	17.75	17.26	16.75	16.40	
		Stride length (m)	5.09	7.34	7.03	6.57	6.67	6.43	
		Stride duration (s)	0.382	0.391	0.396	0.381	0.398	0.392	
		Stride efficiency (%)	40.49	84.08	77.18	67.48	69.56	64.68	
		Stride count	39.29	27.27	28.46	30.44	29.98	155.44	

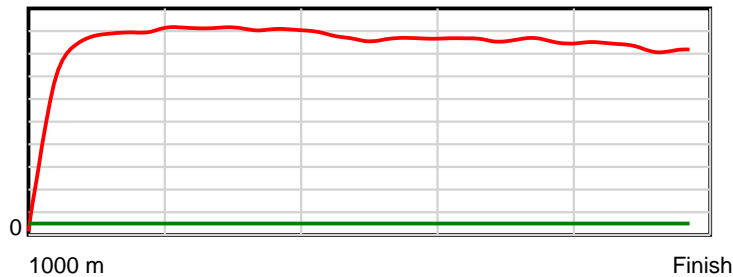
10 m Stride length



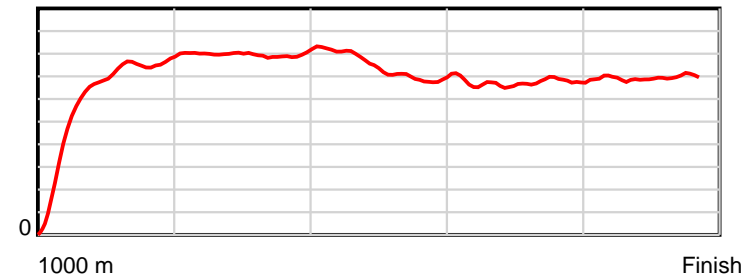
0.6 s Stride duration



20 m/sec Speed



100 % Stride efficiency



Note: Horizontal distance axis grid lines are 200m furlongs.

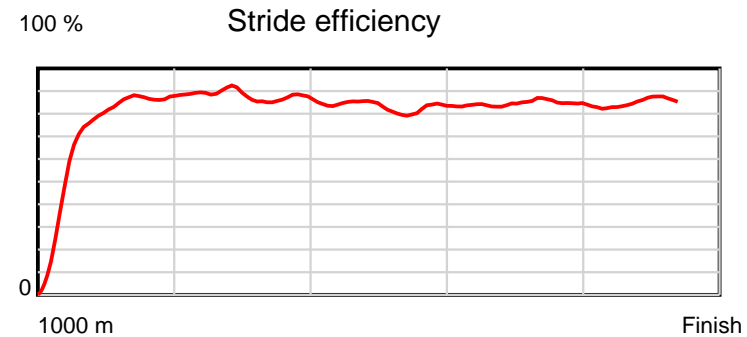
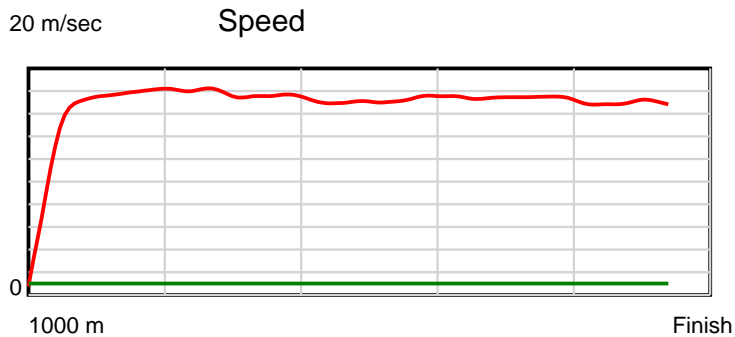
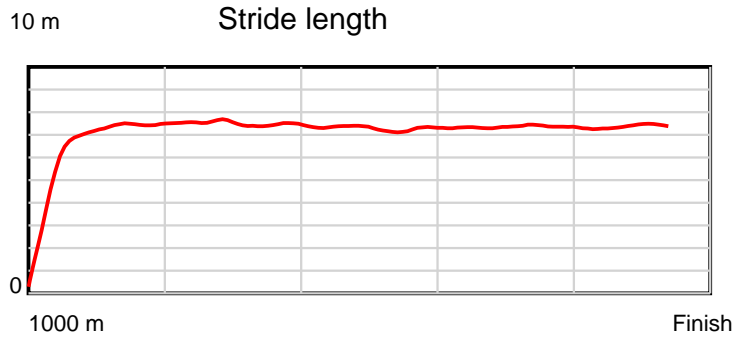
Disclaimer.

Tasracing Pty Ltd and Thoroughbred Ratings Pty Ltd accepts no responsibility for the completeness or accuracy of any of the information contained herein, and makes no representations about its suitability for any particular purpose. Users should make their own judgements about those matters and/or seek independent advice. You assume all risks associated with use of the data provided on this page.

Race Results

December 02, 2012, Race 4, CL1, Distance 1000m, Elwick Course Proper - Offset 6m

Result	TAB no.	Horse (Barrier)	1000 to	800m to	600m to	400m to	200m to	Total or	Margin
4th	9	Josies Gee Gee (2)	800m	600m	400m	200m	WP	Average	
		Position in running (margin)	-	7(6.7)	4(4.6)	4(2.3)	4(2.9)		2.30
		Sectional time (s)	16.10	10.37	11.12	11.65	11.81		
		Cumulative time (s)	61.05	44.95	34.57	23.45	11.81	1:01.04	
		Speed (m/s)	12.42	19.29	17.99	17.17	16.93	16.38	
		Stride length (m)	5.39	8.09	7.66	7.22	7.31	6.99	
		Stride duration (s)	0.426	0.420	0.426	0.420	0.431	0.427	
		Stride efficiency (%)	45.40	102.32	91.80	81.43	83.44	76.43	
		Stride count	37.10	24.72	26.09	27.71	27.37	142.99	



Note: Horizontal distance axis grid lines are 200m furlongs.

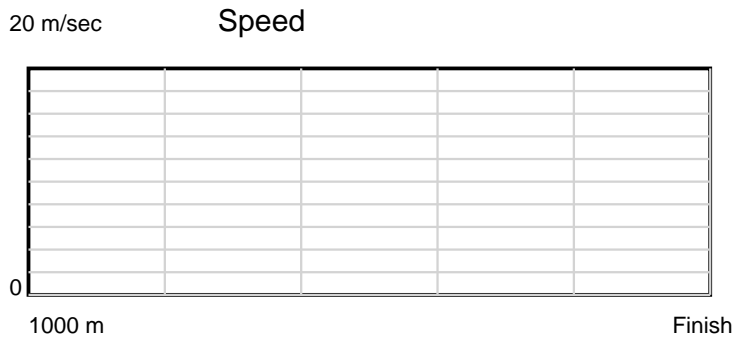
Disclaimer.

Tasracing Pty Ltd and Thoroughbred Ratings Pty Ltd accepts no responsibility for the completeness or accuracy of any of the information contained herein, and makes no representations about its suitability for any particular purpose. Users should make their own judgements about those matters and/or seek independent advice. You assume all risks associated with use of the data provided on this page.

Race Results

December 02, 2012, Race 4, CL1, Distance 1000m, Elwick Course Proper - Offset 6m

Result	TAB no.	Horse (Barrier)	1000 to	800m to	600m to	400m to	200m to	Total or	Margin
5th	2	Date And Sign (9)							
		Position in running (margin)							
		Sectional time (s)							
		Cumulative time (s)							
		Speed (m/s)							
		Stride length (m)							
		Stride duration (s)							
		Stride efficiency (%)							
		Stride count							



Note: Horizontal distance axis grid lines are 200m furlongs.

Disclaimer.

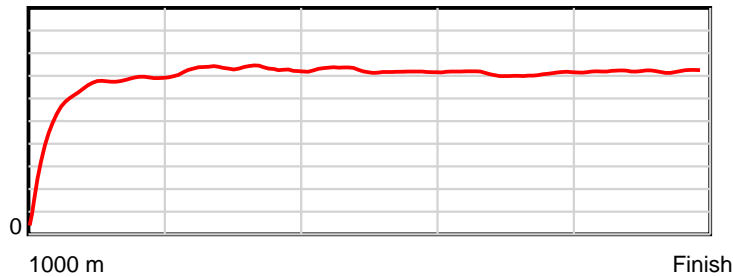
Tasracing Pty Ltd and Thoroughbred Ratings Pty Ltd accepts no responsibility for the completeness or accuracy of any of the information contained herein, and makes no representations about its suitability for any particular purpose. Users should make their own judgements about those matters and/or seek independent advice. You assume all risks associated with use of the data provided on this page.

Race Results

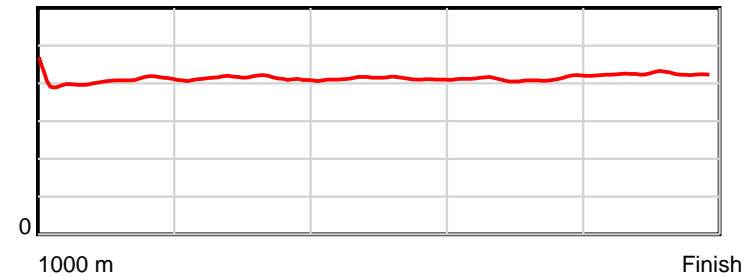
December 02, 2012, Race 4, CL1, Distance 1000m, Elwick Course Proper - Offset 6m

Result	TAB no.	Horse (Barrier)	1000 to	800m to	600m to	400m to	200m to	Total or	Margin
6th	7	Ready to Pounc... (6)	800m	600m	400m	200m	WP	Average	
		Position in running (margin)	-	5(4.4)	5(5.5)	5(3.5)	5(3.9)		2.80
		Sectional time (s)	15.83	10.90	11.17	11.62	11.62		
		Cumulative time (s)	61.14	45.31	34.41	23.24	11.62	1:01.14	
		Speed (m/s)	12.63	18.35	17.91	17.21	17.21	16.35	
		Stride length (m)	5.30	7.59	7.38	7.09	7.29	6.81	
		Stride duration (s)	0.408	0.413	0.412	0.412	0.424	0.416	
		Stride efficiency (%)	43.91	89.91	85.11	78.66	83.06	72.49	
		Stride count	37.73	26.37	27.10	28.19	27.43	146.82	

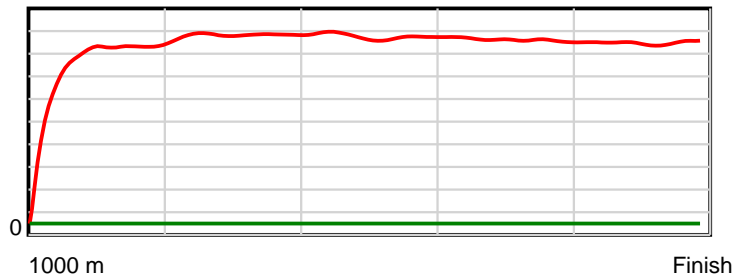
10 m Stride length



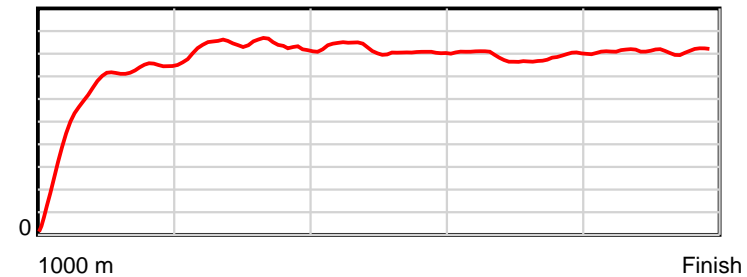
0.6 s Stride duration



20 m/sec Speed



100 % Stride efficiency



Note: Horizontal distance axis grid lines are 200m furlongs.

Disclaimer.

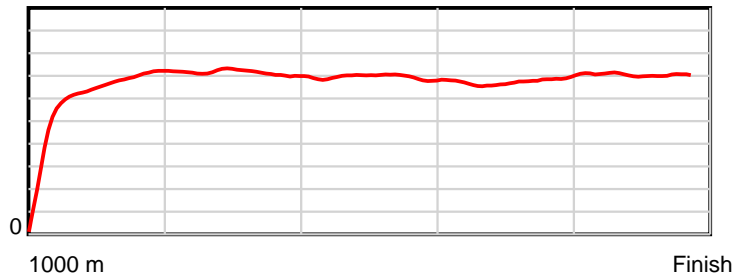
Tasracing Pty Ltd and Thoroughbred Ratings Pty Ltd accepts no responsibility for the completeness or accuracy of any of the information contained herein, and makes no representations about its suitability for any particular purpose. Users should make their own judgements about those matters and/or seek independent advice. You assume all risks associated with use of the data provided on this page.

Race Results

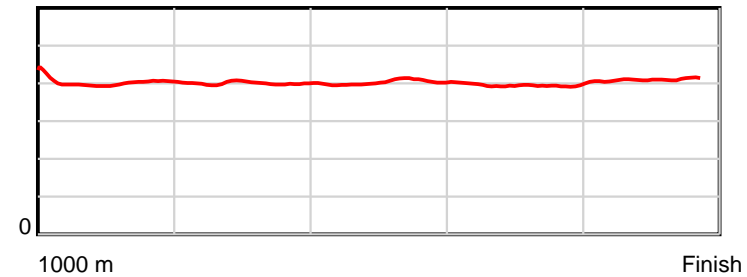
December 02, 2012, Race 4, CL1, Distance 1000m, Elwick Course Proper - Offset 6m

Result	TAB no.	Horse (Barrier)	1000 to	800m to	600m to	400m to	200m to	Total or	Margin
7th	8	Tuesdaynitedel... (5)	800m	600m	400m	200m	WP	Average	
		Position in running (margin)	-	6(4.4)	6(5.9)	6(4.9)	6(5.1)		3.30
		Sectional time (s)	15.90	10.96	11.33	11.59	11.46		
		Cumulative time (s)	61.24	45.34	34.38	23.04	11.46	1:01.24	
		Speed (m/s)	12.58	18.25	17.65	17.26	17.45	16.33	
		Stride length (m)	5.22	7.29	7.10	6.81	7.14	6.61	
		Stride duration (s)	0.402	0.400	0.402	0.395	0.409	0.405	
		Stride efficiency (%)	42.62	83.09	78.75	72.48	79.55	68.26	
		Stride count	38.30	27.43	28.17	29.37	28.03	151.30	

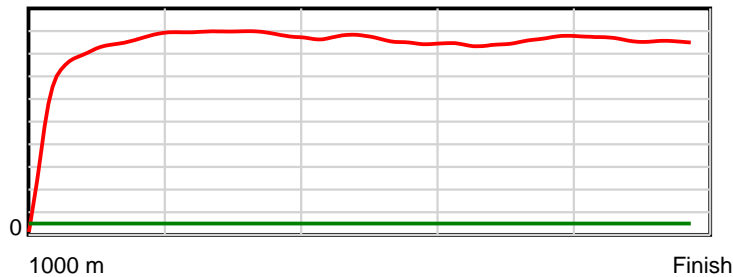
10 m Stride length



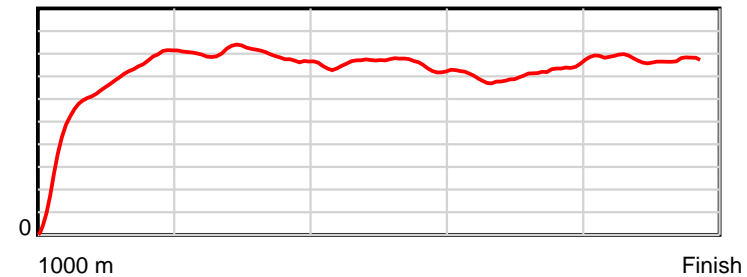
0.6 s Stride duration



20 m/sec Speed



100 % Stride efficiency



Note: Horizontal distance axis grid lines are 200m furlongs.

Disclaimer.


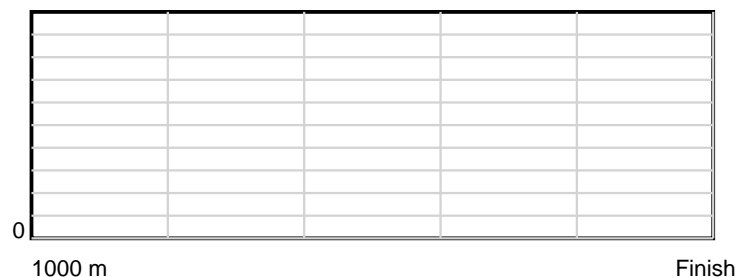
Tasracing Pty Ltd and Thoroughbred Ratings Pty Ltd accepts no responsibility for the completeness or accuracy of any of the information contained herein, and makes no representations about its suitability for any particular purpose. Users should make their own judgements about those matters and/or seek independent advice. You assume all risks associated with use of the data provided on this page.

Race Results

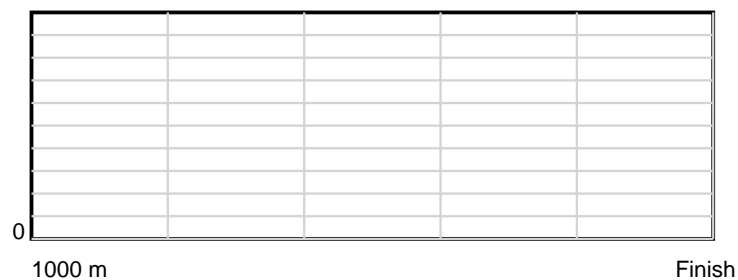
December 02, 2012, Race 4, CL1, Distance 1000m, Elwick Course Proper - Offset 6m

Result	TAB no.	Horse (Barrier)	1000 to	800m to	600m to	400m to	200m to	Total or	Margin
8th	5	Dazzling Day (8)							
		Position in running (margin)							
		Sectional time (s)							
		Cumulative time (s)							
		Speed (m/s)							
		Stride length (m)							
		Stride duration (s)							
		Stride efficiency (%)							
		Stride count							

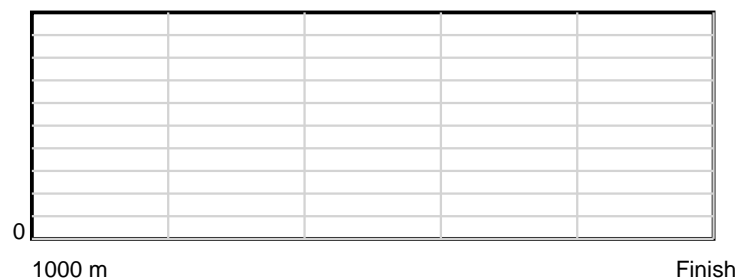
10 m **Stride length** 0.6 s **Stride duration**



20 m/sec **Speed**



100 % **Stride efficiency**



Note: Horizontal distance axis grid lines are 200m furlongs.

Disclaimer.

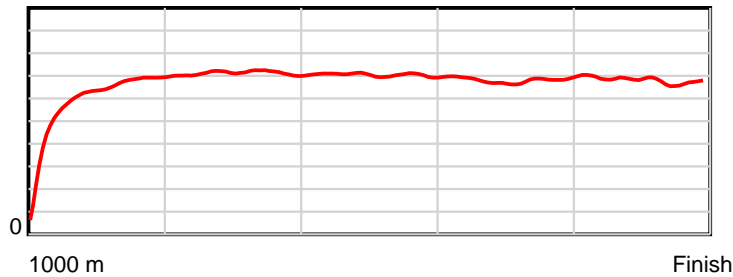
Tasracing Pty Ltd and Thoroughbred Ratings Pty Ltd accepts no responsibility for the completeness or accuracy of any of the information contained herein, and makes no representations about its suitability for any particular purpose. Users should make their own judgements about those matters and/or seek independent advice. You assume all risks associated with use of the data provided on this page.

Race Results

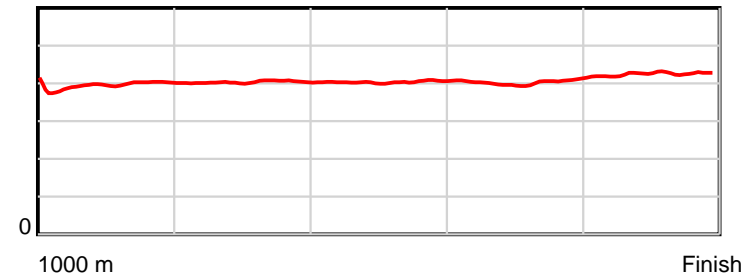
December 02, 2012, Race 4, CL1, Distance 1000m, Elwick Course Proper - Offset 6m

Result	TAB no.	Horse (Barrier)	1000 to	800m to	600m to	400m to	200m to	Total or	Margin
9th	6	Tango's Gee Ge... (7)	800m	600m	400m	200m	WP	Average	
		Position in running (margin)	-	3(3.2)	7(6.1)	7(5.2)	7(6.4)		10.10
		Sectional time (s)	15.89	11.19	11.36	11.74	12.33		
		Cumulative time (s)	62.52	46.63	35.43	24.07	12.33	1:02.52	
		Speed (m/s)	12.58	17.87	17.61	17.04	16.22	15.99	
		Stride length (m)	5.22	7.20	7.11	6.87	6.90	6.56	
		Stride duration (s)	0.396	0.403	0.404	0.403	0.425	0.410	
		Stride efficiency (%)	42.56	81.06	78.92	73.71	74.41	67.33	
		Stride count	38.33	27.77	28.14	29.12	28.98	152.34	

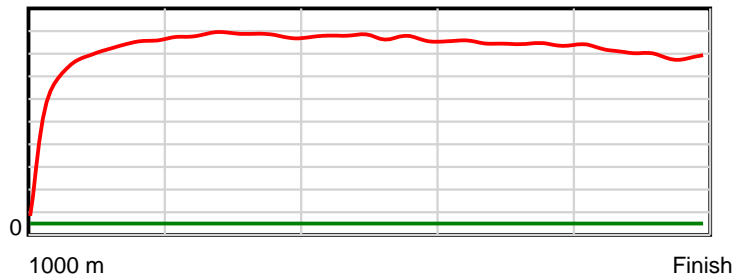
10 m Stride length



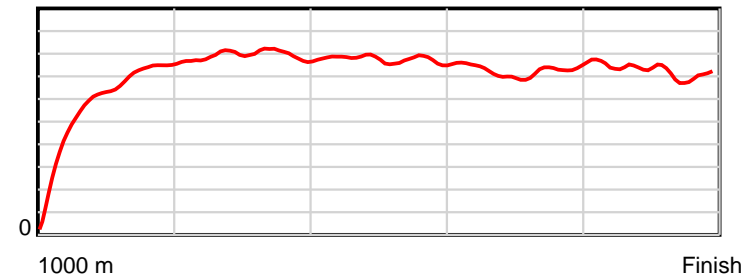
0.6 s Stride duration



20 m/sec Speed



100 % Stride efficiency



Note: Horizontal distance axis grid lines are 200m furlongs.

Disclaimer.

Tasracing Pty Ltd and Thoroughbred Ratings Pty Ltd accepts no responsibility for the completeness or accuracy of any of the information contained herein, and makes no representations about its suitability for any particular purpose. Users should make their own judgements about those matters and/or seek independent advice. You assume all risks associated with use of the data provided on this page.