



Race Results

Tasmanian Racing Club, Hobart, December 22, 2012

Compilation date: December 22, 2012, 3:45:39 PM (EST)

Copyright © 2012 Tasracing Pty Ltd. All rights reserved.

Trademarks.

StrideMASTER is a registered trademark of Thoroughbred Ratings Pty Ltd.

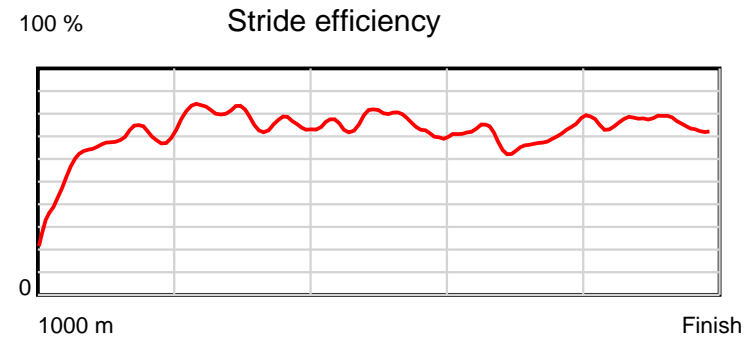
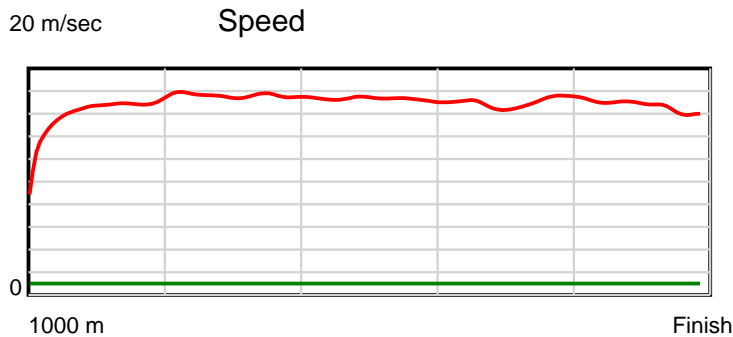
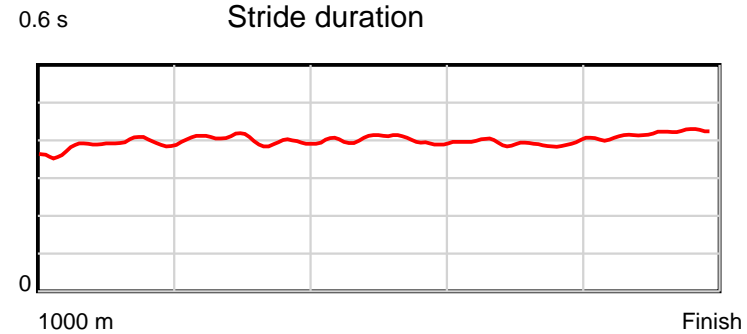
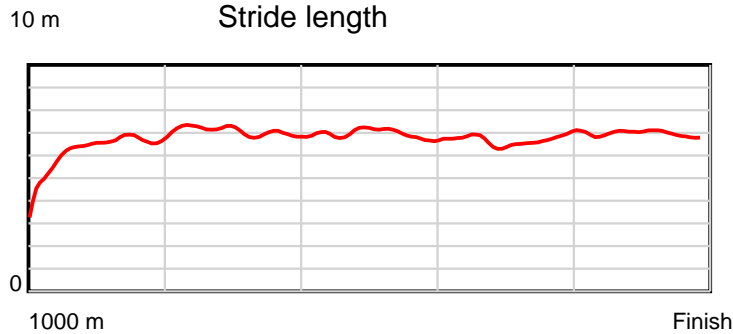
Disclaimer.

Tasracing Pty Ltd and Thoroughbred Ratings Pty Ltd accepts no responsibility for the completeness or accuracy of any of the information contained herein, and makes no representations about its suitability for any particular purpose. Users should make their own judgements about those matters and/or seek independent advice. You assume all risks associated with use of the data provided on this page.

Race Results

December 22, 2012, Race 1, 3Y MDN-SW, Distance 1000m, Elwick Course Proper - Offset 6m

Result	TAB no.	Horse (Barrier)	1000 to	800m to	600m to	400m to	200m to	Total or	Margin
1st	7	Refuse to Lose (1)	800m	600m	400m	200m	WP	Average	
		Position in running (margin)	-	5(2.6)	5(2.8)	5(3.1)	1(0.0)		0.00
		Sectional time (s)	16.06	11.09	11.28	11.40	12.07		
		Cumulative time (s)	61.90	45.84	34.75	23.47	12.07	1:01.89	
		Speed (m/s)	12.45	18.03	17.73	17.54	16.57	16.16	
		Stride length (m)	4.89	7.22	7.13	6.88	6.91	6.46	
		Stride duration (s)	0.387	0.400	0.402	0.392	0.417	0.400	
		Stride efficiency (%)	37.31	81.43	79.45	74.03	74.59	65.30	
		Stride count	40.93	27.71	28.05	29.06	28.95	154.70	



Note: Horizontal distance axis grid lines are 200m furlongs.

Disclaimer.

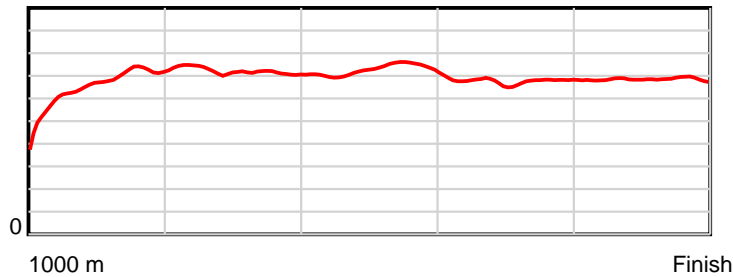
Tasracing Pty Ltd and Thoroughbred Ratings Pty Ltd accepts no responsibility for the completeness or accuracy of any of the information contained herein, and makes no representations about its suitability for any particular purpose. Users should make their own judgements about those matters and/or seek independent advice. You assume all risks associated with use of the data provided on this page.

Race Results

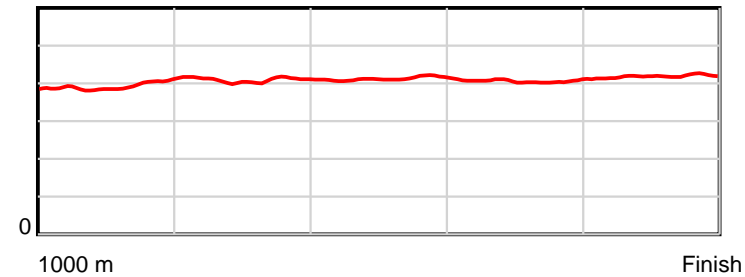
December 22, 2012, Race 1, 3Y MDN-SW, Distance 1000m, Elwick Course Proper - Offset 6m

Result	TAB no.	Horse (Barrier)	1000 to	800m to	600m to	400m to	200m to	Total or	Margin
2nd	6	Maggie's Pal (5)	800m	600m	400m	200m	WP	Average	
		Position in running (margin)	-	2(0.1)	3(1.4)	3(1.9)	4(3.0)		2.00
		Sectional time (s)	15.46	11.27	11.30	12.11	12.13		
		Cumulative time (s)	62.27	46.81	35.54	24.24	12.13	1:02.27	
		Speed (m/s)	12.93	17.75	17.70	16.52	16.49	16.06	
		Stride length (m)	5.14	7.24	7.30	6.70	6.91	6.55	
		Stride duration (s)	0.396	0.408	0.413	0.405	0.419	0.408	
		Stride efficiency (%)	41.24	81.88	83.35	70.08	74.67	66.98	
		Stride count	38.93	27.63	27.39	29.86	28.93	152.74	

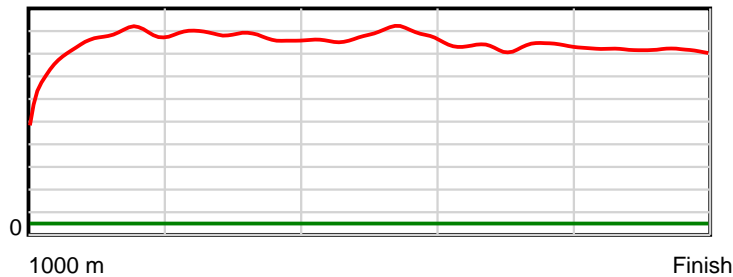
10 m Stride length



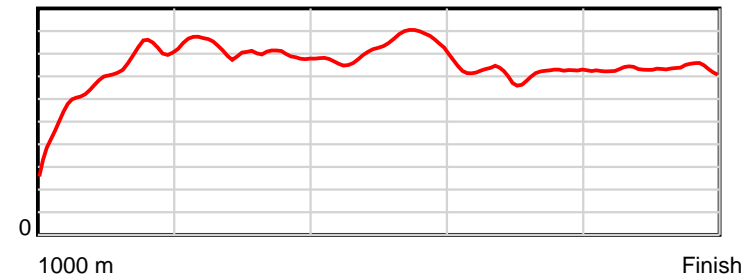
0.6 s Stride duration



20 m/sec Speed



100 % Stride efficiency



Note: Horizontal distance axis grid lines are 200m furlongs.

Disclaimer.

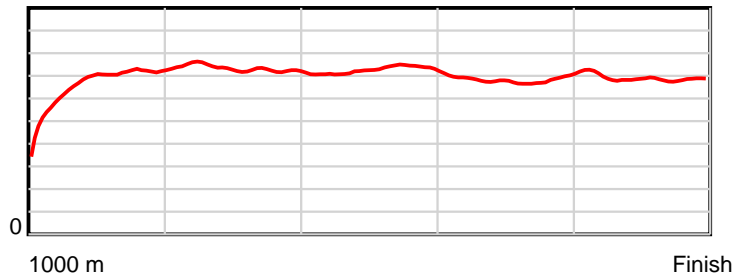
Tasracing Pty Ltd and Thoroughbred Ratings Pty Ltd accepts no responsibility for the completeness or accuracy of any of the information contained herein, and makes no representations about its suitability for any particular purpose. Users should make their own judgements about those matters and/or seek independent advice. You assume all risks associated with use of the data provided on this page.

Race Results

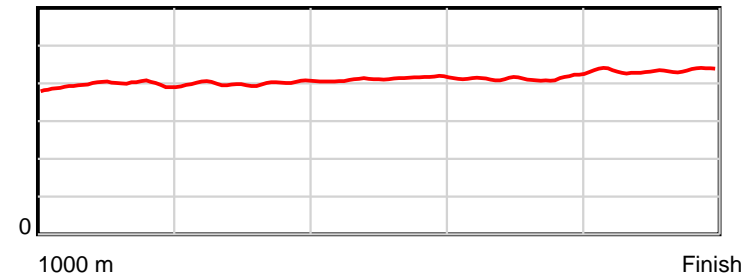
December 22, 2012, Race 1, 3Y MDN-SW, Distance 1000m, Elwick Course Proper - Offset 6m

Result	TAB no.	Horse (Barrier)	1000 to	800m to	600m to	400m to	200m to	Total or	Margin
3rd	2	Our Monashee (7)	800m	600m	400m	200m	WP	Average	
		Position in running (margin)	-	3(1.6)	2(0.3)	2(0.1)	3(1.8)		4.50
		Sectional time (s)	15.94	10.84	11.20	12.21	12.56		
		Cumulative time (s)	62.75	46.81	35.97	24.77	12.56	1:02.75	
		Speed (m/s)	12.55	18.45	17.86	16.38	15.92	15.94	
		Stride length (m)	5.06	7.37	7.36	6.78	6.92	6.57	
		Stride duration (s)	0.394	0.400	0.412	0.414	0.434	0.412	
		Stride efficiency (%)	40.01	84.91	84.73	71.80	74.78	67.43	
		Stride count	39.53	27.13	27.16	29.50	28.91	152.23	

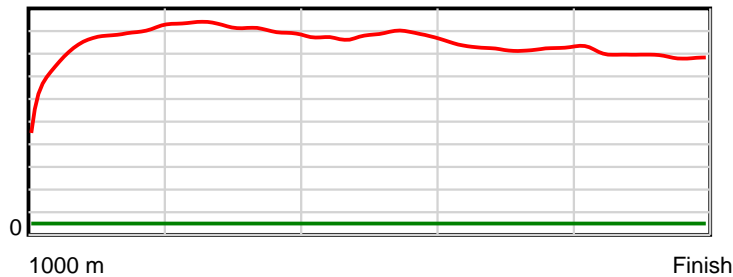
10 m Stride length



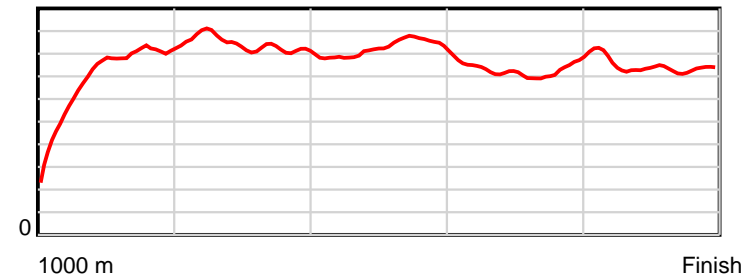
0.6 s Stride duration



20 m/sec Speed



100 % Stride efficiency



Note: Horizontal distance axis grid lines are 200m furlongs.

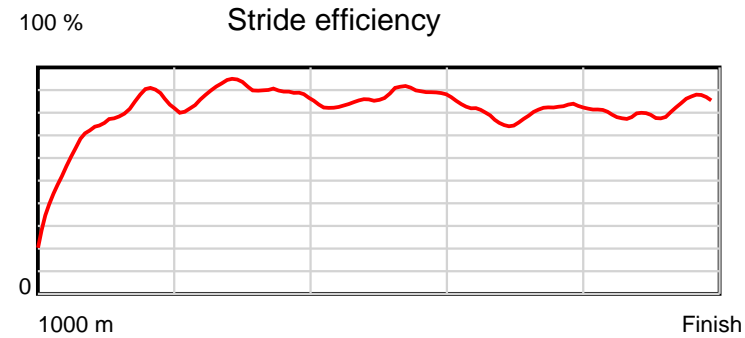
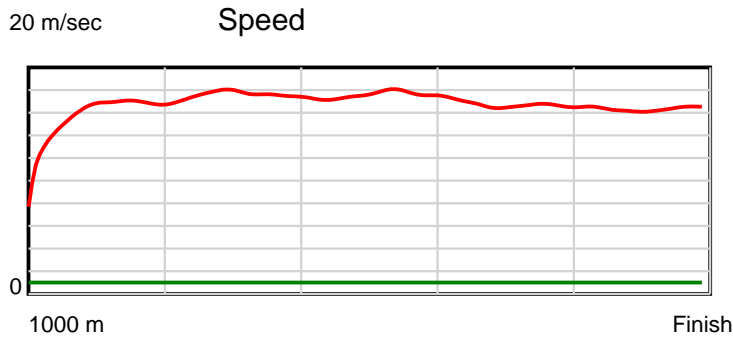
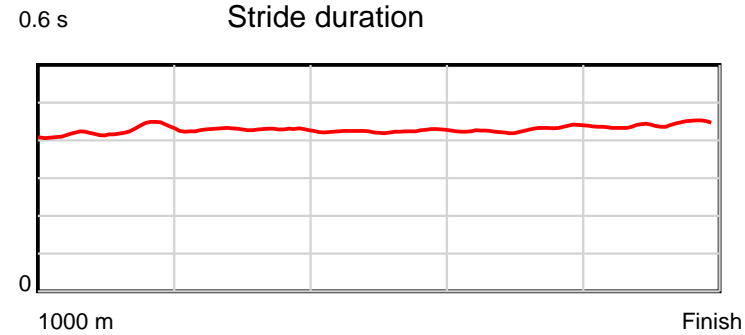
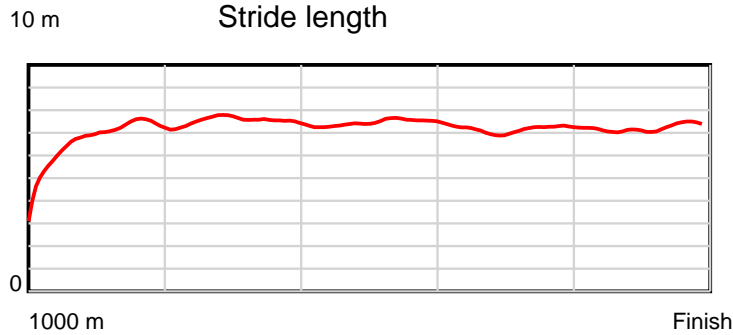
Disclaimer.

Tasracing Pty Ltd and Thoroughbred Ratings Pty Ltd accepts no responsibility for the completeness or accuracy of any of the information contained herein, and makes no representations about its suitability for any particular purpose. Users should make their own judgements about those matters and/or seek independent advice. You assume all risks associated with use of the data provided on this page.

Race Results

December 22, 2012, Race 1, 3Y MDN-SW, Distance 1000m, Elwick Course Proper - Offset 6m

Result	TAB no.	Horse (Barrier)	1000 to	800m to	600m to	400m to	200m to	Total or	Margin
4th	1	Count the Star... (3)	800m	600m	400m	200m	WP	Average	
		Position in running (margin)	-	7(4.3)	6(4.6)	6(4.2)	6(4.1)		5.00
		Sectional time (s)	16.51	11.10	11.16	11.90	12.16		
		Cumulative time (s)	62.84	46.33	35.23	24.07	12.16	1:02.84	
		Speed (m/s)	12.11	18.02	17.92	16.81	16.45	15.91	
		Stride length (m)	5.24	7.71	7.61	7.21	7.25	6.86	
		Stride duration (s)	0.421	0.428	0.425	0.429	0.441	0.431	
		Stride efficiency (%)	42.90	92.86	90.44	81.13	82.07	73.55	
		Stride count	38.17	25.94	26.29	27.76	27.60	145.76	



Note: Horizontal distance axis grid lines are 200m furlongs.

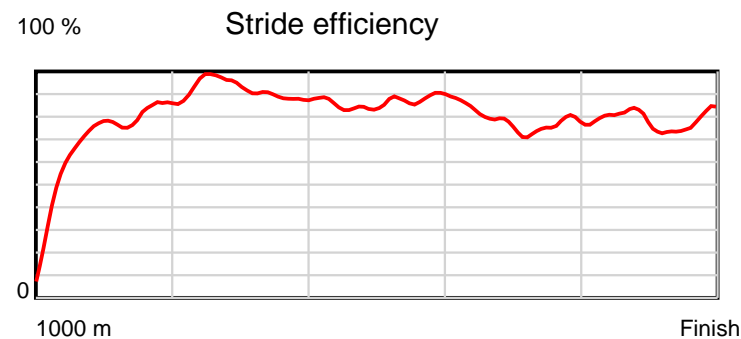
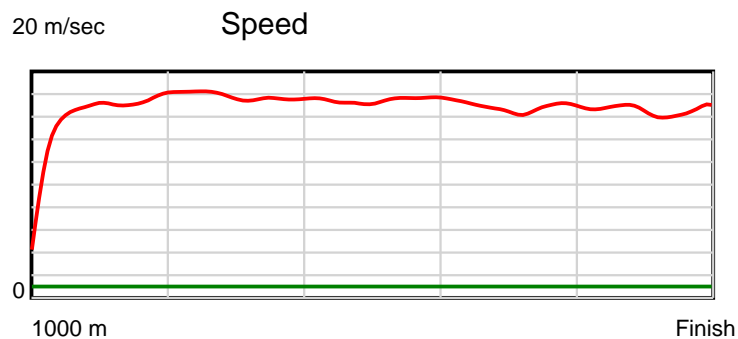
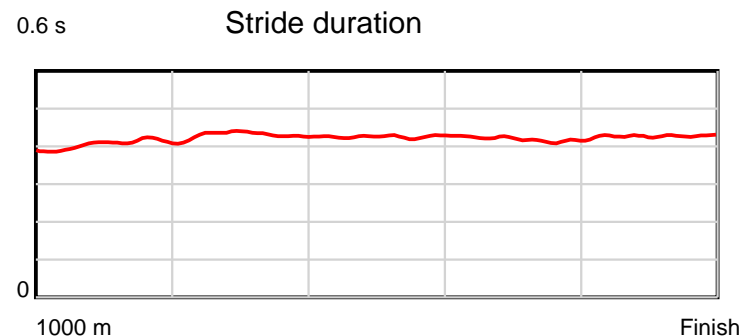
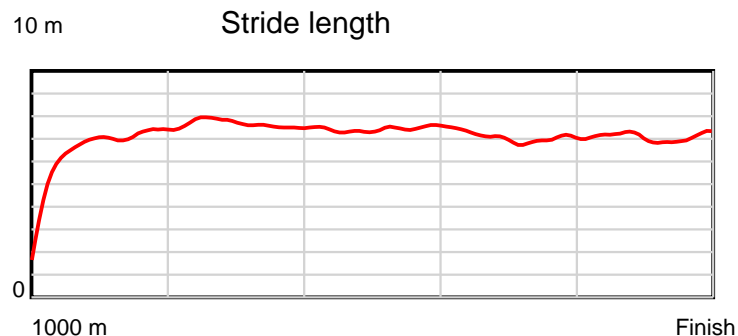
Disclaimer.

Tasracing Pty Ltd and Thoroughbred Ratings Pty Ltd accepts no responsibility for the completeness or accuracy of any of the information contained herein, and makes no representations about its suitability for any particular purpose. Users should make their own judgements about those matters and/or seek independent advice. You assume all risks associated with use of the data provided on this page.

Race Results

December 22, 2012, Race 1, 3Y MDN-SW, Distance 1000m, Elwick Course Proper - Offset 6m

Result	TAB no.	Horse (Barrier)	1000 to	800m to	600m to	400m to	200m to	Total or	Margin
5th	4	In the Frame (2)	800m	600m	400m	200m	WP	Average	
		Position in running (margin)	-	4(2.5)	4(2.3)	4(3.0)	5(3.7)		5.30
		Sectional time (s)	16.27	11.03	11.34	12.03	12.23		
		Cumulative time (s)	62.90	46.63	35.61	24.27	12.23	1:02.89	
		Speed (m/s)	12.29	18.13	17.64	16.63	16.35	15.90	
		Stride length (m)	5.13	7.83	7.50	6.95	6.99	6.73	
		Stride duration (s)	0.403	0.432	0.425	0.418	0.428	0.423	
		Stride efficiency (%)	41.16	95.79	87.99	75.52	76.44	70.82	
		Stride count	38.97	25.55	26.65	28.77	28.60	148.54	



Note: Horizontal distance axis grid lines are 200m furlongs.

Disclaimer.

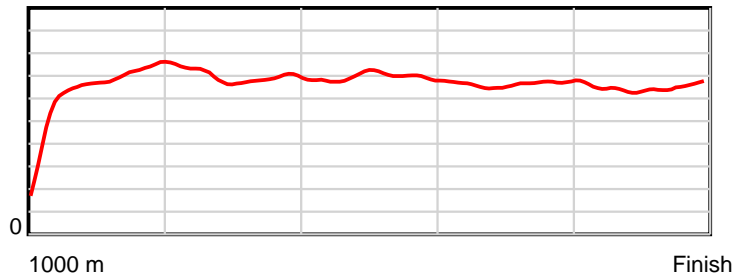
Tasracing Pty Ltd and Thoroughbred Ratings Pty Ltd accepts no responsibility for the completeness or accuracy of any of the information contained herein, and makes no representations about its suitability for any particular purpose. Users should make their own judgements about those matters and/or seek independent advice. You assume all risks associated with use of the data provided on this page.

Race Results

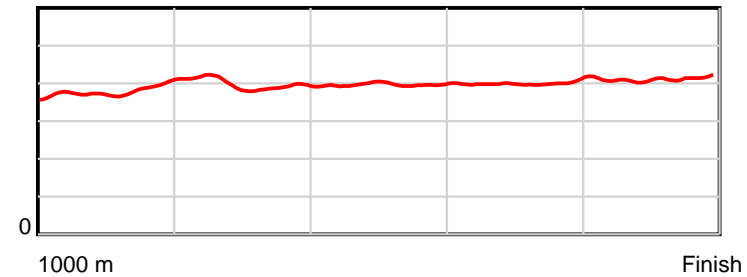
December 22, 2012, Race 1, 3Y MDN-SW, Distance 1000m, Elwick Course Proper - Offset 6m

Result	TAB no.	Horse (Barrier)	1000 to	800m to	600m to	400m to	200m to	Total or	Margin
6th	3	Clonbullogue (8)	800m	600m	400m	200m	WP	Average	
		Position in running (margin)	-	1(0.0)	1(0.0)	1(0.0)	2(1.6)		6.60
		Sectional time (s)	15.89	11.06	11.23	12.19	12.78		
		Cumulative time (s)	63.15	47.26	36.20	24.97	12.78	1:03.14	
		Speed (m/s)	12.59	18.08	17.81	16.41	15.65	15.84	
		Stride length (m)	4.97	7.17	7.07	6.56	6.45	6.33	
		Stride duration (s)	0.380	0.396	0.397	0.400	0.412	0.400	
		Stride efficiency (%)	38.53	80.24	78.02	67.20	64.97	62.59	
		Stride count	40.28	27.91	28.30	30.50	31.02	158.01	

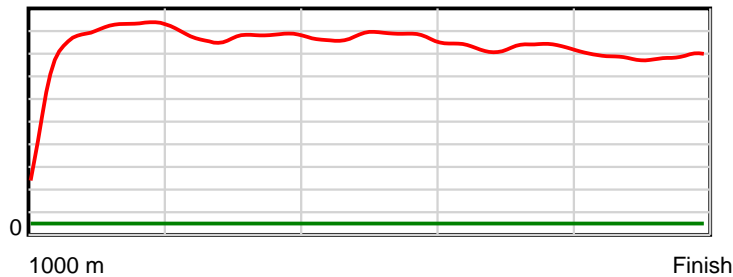
10 m Stride length



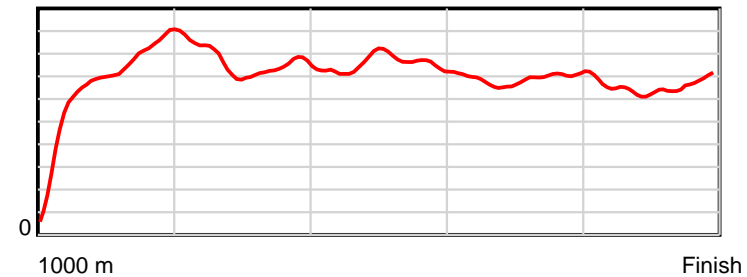
0.6 s Stride duration



20 m/sec Speed



100 % Stride efficiency



Note: Horizontal distance axis grid lines are 200m furlongs.

Disclaimer.

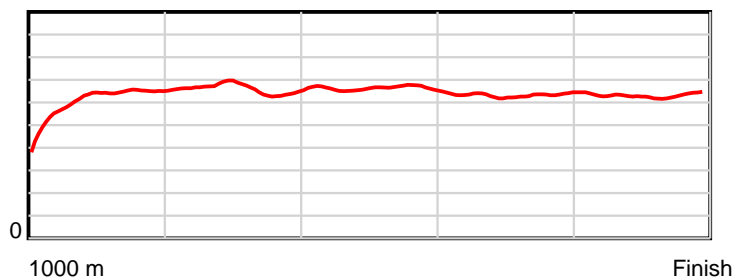
Tasracing Pty Ltd and Thoroughbred Ratings Pty Ltd accepts no responsibility for the completeness or accuracy of any of the information contained herein, and makes no representations about its suitability for any particular purpose. Users should make their own judgements about those matters and/or seek independent advice. You assume all risks associated with use of the data provided on this page.

Race Results

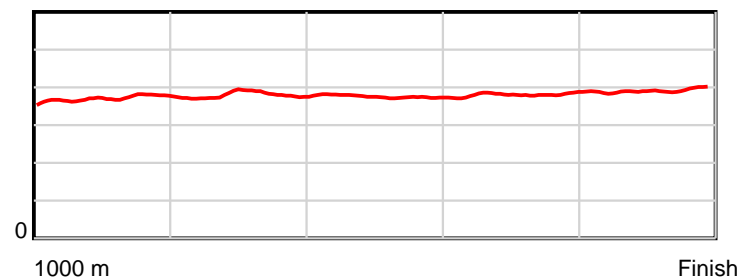
December 22, 2012, Race 1, 3Y MDN-SW, Distance 1000m, Elwick Course Proper - Offset 6m

Result	TAB no.	Horse (Barrier)	1000 to	800m to	600m to	400m to	200m to	Total or	Margin
7th	8	Unconcerned (6)	800m	600m	400m	200m	WP	Average	
		Position in running (margin)	-	6(4.2)	7(5.0)	7(4.6)	7(5.8)		7.90
		Sectional time (s)	16.63	11.19	11.16	12.13	12.29		
		Cumulative time (s)	63.40	46.77	35.59	24.42	12.29	1:03.39	
		Speed (m/s)	12.02	17.87	17.92	16.49	16.27	15.77	
		Stride length (m)	4.60	6.78	6.73	6.27	6.38	6.03	
		Stride duration (s)	0.369	0.379	0.376	0.380	0.392	0.382	
		Stride efficiency (%)	33.14	71.81	70.82	61.37	63.54	56.77	
		Stride count	43.43	29.50	29.71	31.91	31.36	165.91	

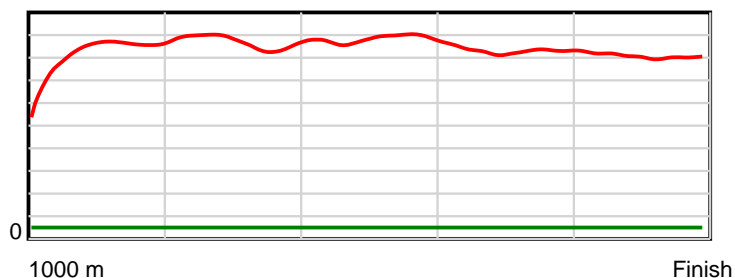
10 m Stride length



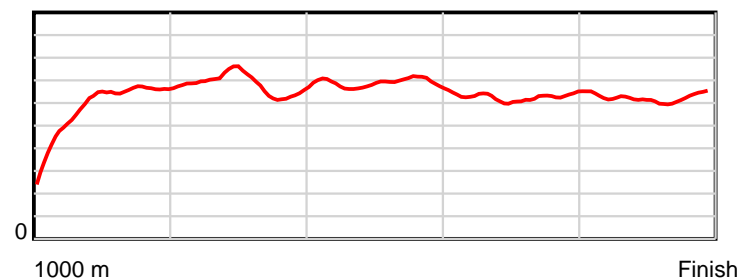
0.6 s Stride duration



20 m/sec Speed



100 % Stride efficiency



Note: Horizontal distance axis grid lines are 200m furlongs.

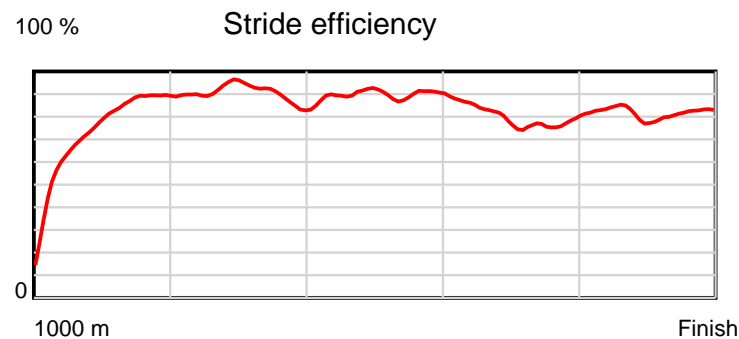
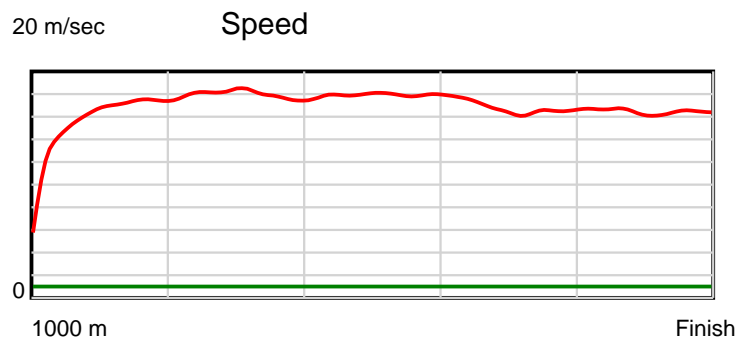
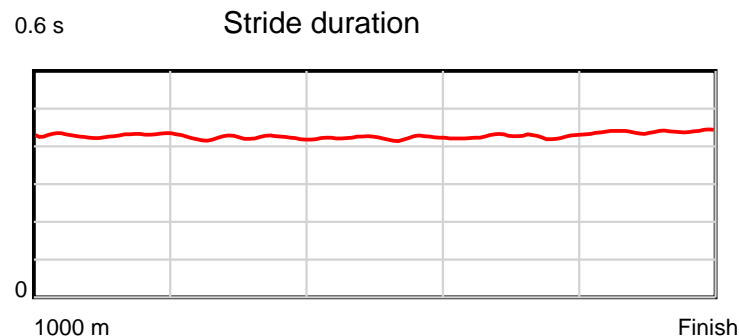
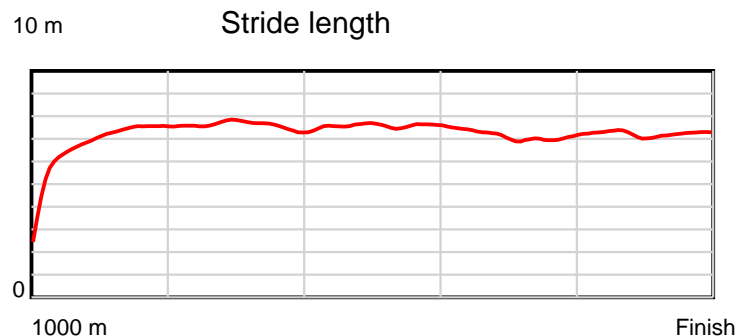
Disclaimer.

Tasracing Pty Ltd and Thoroughbred Ratings Pty Ltd accepts no responsibility for the completeness or accuracy of any of the information contained herein, and makes no representations about its suitability for any particular purpose. Users should make their own judgements about those matters and/or seek independent advice. You assume all risks associated with use of the data provided on this page.

Race Results

December 22, 2012, Race 1, 3Y MDN-SW, Distance 1000m, Elwick Course Proper - Offset 6m

Result	TAB no.	Horse (Barrier)	1000 to	800m to	600m to	400m to	200m to	Total or	Margin
8th	5	Lady Imelda (4)	800m	600m	400m	200m	WP	Average	
		Position in running (margin)	-	8(7.1)	8(6.2)	8(6.2)	8(8.7)		8.00
		Sectional time (s)	16.94	10.91	11.21	12.35	12.00		
		Cumulative time (s)	63.42	46.48	35.57	24.36	12.00	1:03.42	
		Speed (m/s)	11.80	18.33	17.84	16.19	16.67	15.77	
		Stride length (m)	5.15	7.72	7.54	6.90	7.32	6.78	
		Stride duration (s)	0.424	0.421	0.423	0.426	0.439	0.430	
		Stride efficiency (%)	41.43	93.09	88.92	74.38	83.72	71.76	
		Stride count	38.84	25.91	26.51	28.99	27.32	147.57	



Note: Horizontal distance axis grid lines are 200m furlongs.

Disclaimer.

Tasracing Pty Ltd and Thoroughbred Ratings Pty Ltd accepts no responsibility for the completeness or accuracy of any of the information contained herein, and makes no representations about its suitability for any particular purpose. Users should make their own judgements about those matters and/or seek independent advice. You assume all risks associated with use of the data provided on this page.