



Race Results

Tasmanian Racing Club, Hobart, December 02, 2012

Compilation date: December 3, 2012, 10:28:59 AM (EST)

Copyright © 2012 Tasracing Pty Ltd. All rights reserved.

Trademarks.

StrideMASTER is a registered trademark of Thoroughbred Ratings Pty Ltd.

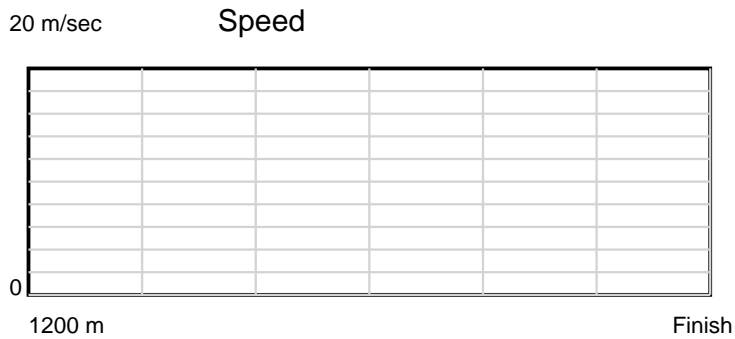
Disclaimer.

Tasracing Pty Ltd and Thoroughbred Ratings Pty Ltd accepts no responsibility for the completeness or accuracy of any of the information contained herein, and makes no representations about its suitability for any particular purpose. Users should make their own judgements about those matters and/or seek independent advice. You assume all risks associated with use of the data provided on this page.

Race Results

December 02, 2012, Race 6, OPEN HCP, Distance 1200m, Elwick Course Proper - Offset 6m

Result	TAB no.	Horse (Barrier)	1200 to	1000m to	800m to	600m to	400m to	200m to	Total or	Margin
1st	3	Los Skybo (4)								
		Position in running (margin)								
		Sectional time (s)								
		Cumulative time (s)								
		Speed (m/s)								
		Stride length (m)								
		Stride duration (s)								
		Stride efficiency (%)								
		Stride count								



Note: Horizontal distance axis grid lines are 200m furlongs.

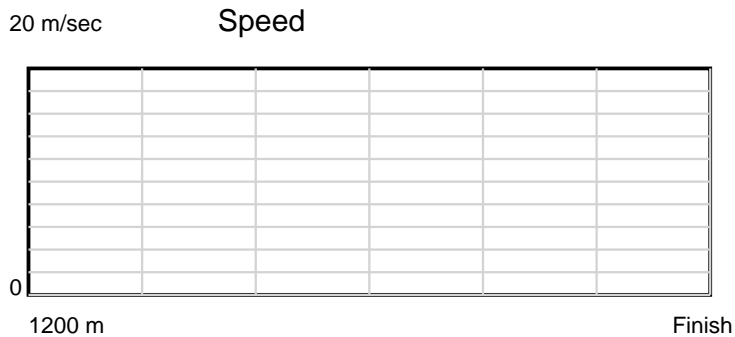
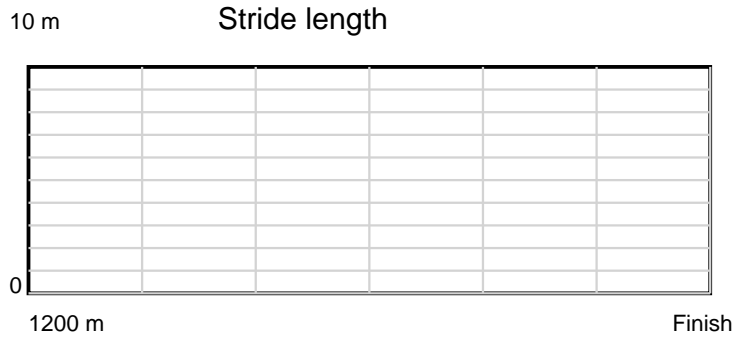
Disclaimer.

Tasracing Pty Ltd and Thoroughbred Ratings Pty Ltd accepts no responsibility for the completeness or accuracy of any of the information contained herein, and makes no representations about its suitability for any particular purpose. Users should make their own judgements about those matters and/or seek independent advice. You assume all risks associated with use of the data provided on this page.

Race Results

December 02, 2012, Race 6, OPEN HCP, Distance 1200m, Elwick Course Proper - Offset 6m

Result	TAB no.	Horse (Barrier)	1200 to	1000m to	800m to	600m to	400m to	200m to	Total or	Margin
2nd	7	Good Boy Rober... (2)								
		Position in running (margin)								
		Sectional time (s)								
		Cumulative time (s)								
		Speed (m/s)								
		Stride length (m)								
		Stride duration (s)								
		Stride efficiency (%)								
		Stride count								



Note: Horizontal distance axis grid lines are 200m furlongs.

Disclaimer.

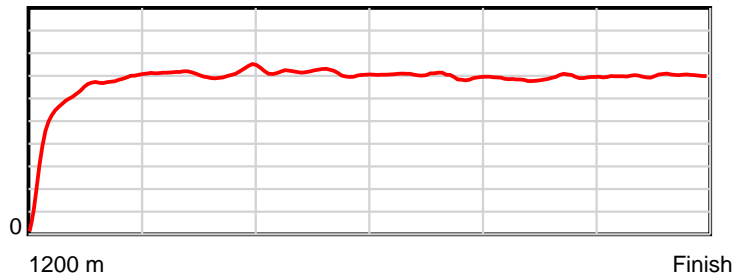
Tasracing Pty Ltd and Thoroughbred Ratings Pty Ltd accepts no responsibility for the completeness or accuracy of any of the information contained herein, and makes no representations about its suitability for any particular purpose. Users should make their own judgements about those matters and/or seek independent advice. You assume all risks associated with use of the data provided on this page.

Race Results

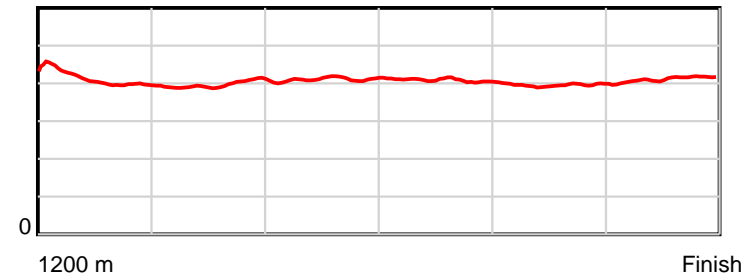
December 02, 2012, Race 6, OPEN HCP, Distance 1200m, Elwick Course Proper - Offset 6m

Result	TAB no.	Horse (Barrier)	1200 to	1000m to	800m to	600m to	400m to	200m to	Total or	Margin
3rd	6	The Son Shines (6)	1000m	800m	600m	400m	200m	WP	Average	
		Position in running (margin)	-	4(3.7)	5(3.4)	5(3.4)	4(2.6)	3(0.7)		0.60
		Sectional time (s)	15.20	10.97	11.60	11.85	11.48	11.73		
		Cumulative time (s)	72.84	57.64	46.67	35.06	23.21	11.73	1:12.84	
		Speed (m/s)	13.16	18.23	17.24	16.88	17.42	17.05	16.47	
		Stride length (m)	5.51	7.22	7.06	6.87	6.87	7.03	6.70	
		Stride duration (s)	0.412	0.396	0.410	0.407	0.395	0.412	0.407	
		Stride efficiency (%)	47.46	81.49	77.92	73.68	73.79	77.18	70.23	
		Stride count	36.29	27.70	28.32	29.13	29.10	28.46	179.00	

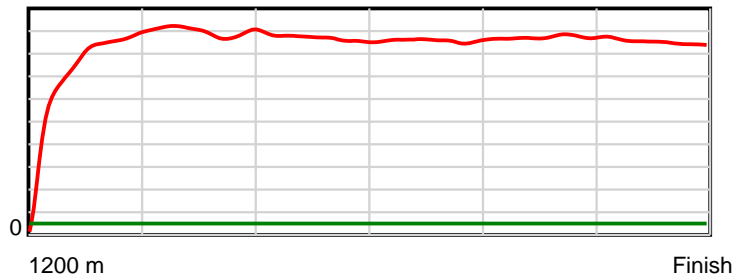
10 m Stride length



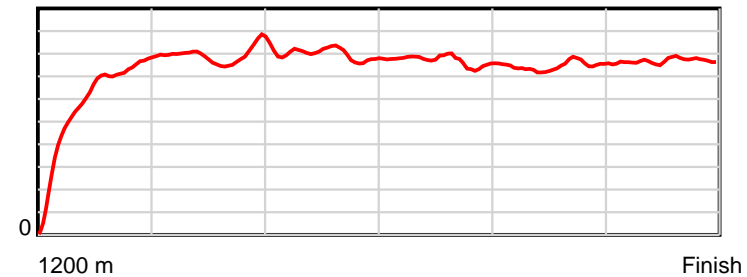
0.6 s Stride duration



20 m/sec Speed



100 % Stride efficiency



Note: Horizontal distance axis grid lines are 200m furlongs.

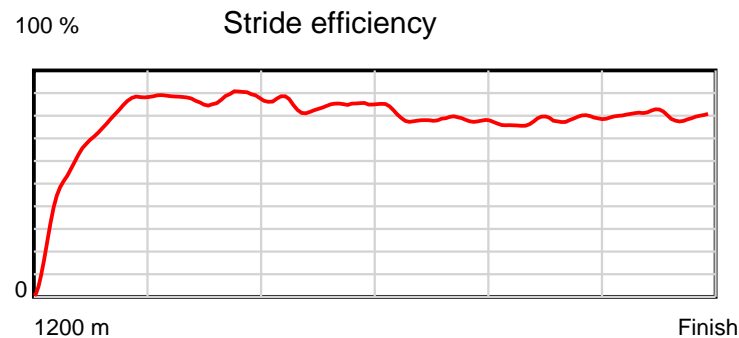
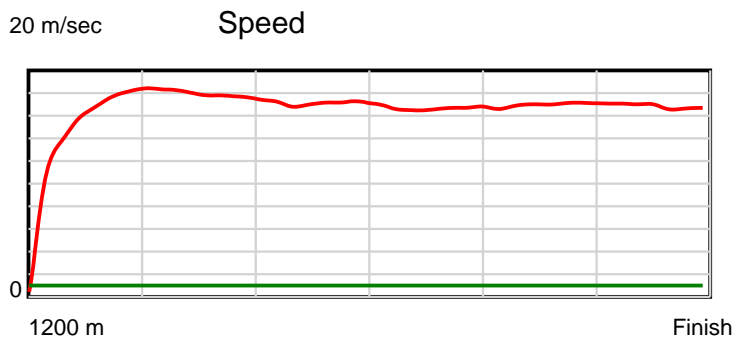
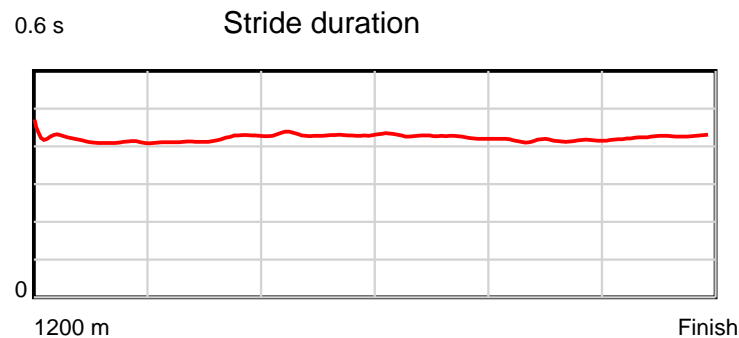
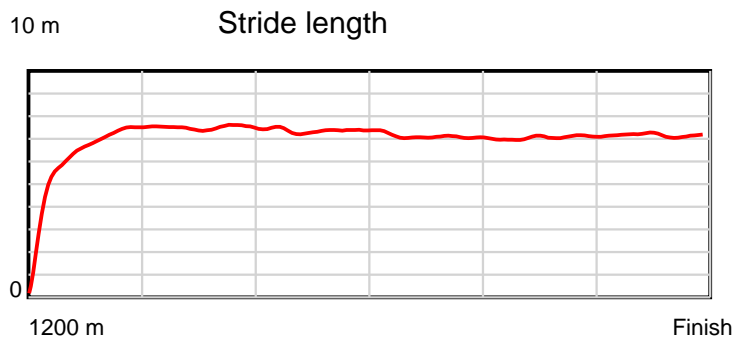
Disclaimer.

Tasracing Pty Ltd and Thoroughbred Ratings Pty Ltd accepts no responsibility for the completeness or accuracy of any of the information contained herein, and makes no representations about its suitability for any particular purpose. Users should make their own judgements about those matters and/or seek independent advice. You assume all risks associated with use of the data provided on this page.

Race Results

December 02, 2012, Race 6, OPEN HCP, Distance 1200m, Elwick Course Proper - Offset 6m

Result	TAB no.	Horse (Barrier)	1200 to	1000m to	800m to	600m to	400m to	200m to	Total or	Margin
4th	4	Blue Light (1)	1000m	800m	600m	400m	200m	WP	Average	
		Position in running (margin)	-	2(1.6)	2(1.3)	2(0.9)	3(1.1)	1(0.0)		1.00
		Sectional time (s)	14.85	10.98	11.53	12.02	11.62	11.90		
		Cumulative time (s)	72.91	58.06	47.08	35.55	23.53	11.90	1:12.90	
		Speed (m/s)	13.47	18.21	17.35	16.64	17.21	16.81	16.46	
		Stride length (m)	5.66	7.62	7.45	7.10	7.15	7.15	6.95	
		Stride duration (s)	0.416	0.419	0.430	0.427	0.416	0.425	0.423	
		Stride efficiency (%)	49.98	90.84	86.83	78.74	79.93	79.80	75.57	
		Stride count	35.37	26.23	26.83	28.18	27.96	27.99	172.56	



Note: Horizontal distance axis grid lines are 200m furlongs.

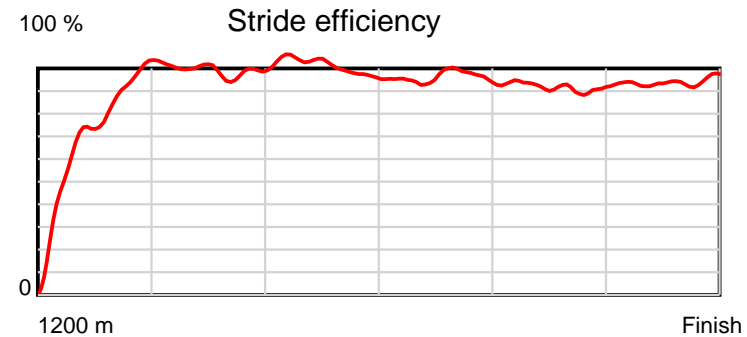
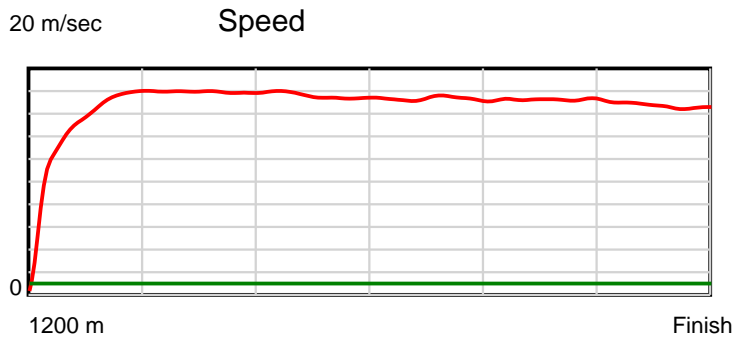
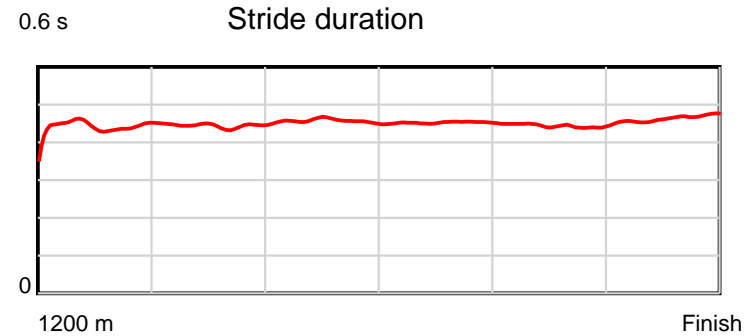
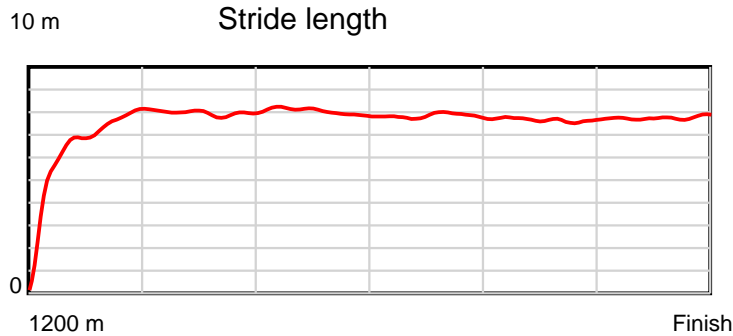
Disclaimer.

Tasracing Pty Ltd and Thoroughbred Ratings Pty Ltd accepts no responsibility for the completeness or accuracy of any of the information contained herein, and makes no representations about its suitability for any particular purpose. Users should make their own judgements about those matters and/or seek independent advice. You assume all risks associated with use of the data provided on this page.

Race Results

December 02, 2012, Race 6, OPEN HCP, Distance 1200m, Elwick Course Proper - Offset 6m

Result	TAB no.	Horse (Barrier)	1200 to	1000m to	800m to	600m to	400m to	200m to	Total or	Margin
5th	1	Socks (7)	1000m	800m	600m	400m	200m	WP	Average	
		Position in running (margin)	-	3(2.9)	4(2.8)	4(1.3)	2(0.1)	2(0.2)		3.00
		Sectional time (s)	15.29	11.01	11.36	11.79	11.82	12.01		
		Cumulative time (s)	73.28	57.99	46.98	35.62	23.83	12.01	1:13.28	
		Speed (m/s)	13.08	18.17	17.61	16.96	16.92	16.65	16.38	
		Stride length (m)	5.76	8.08	8.03	7.67	7.52	7.74	7.37	
		Stride duration (s)	0.430	0.444	0.456	0.452	0.444	0.465	0.450	
		Stride efficiency (%)	51.83	101.90	100.84	91.86	88.30	93.73	84.79	
		Stride count	34.73	24.77	24.90	26.08	26.61	25.82	162.91	



Note: Horizontal distance axis grid lines are 200m furlongs.

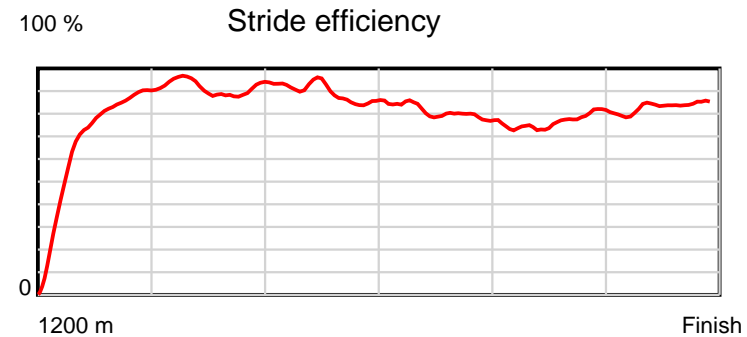
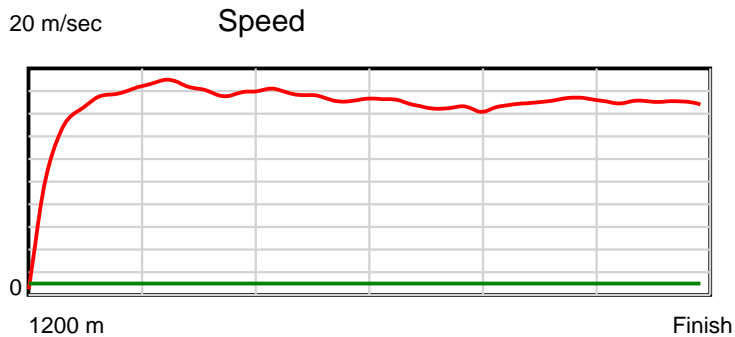
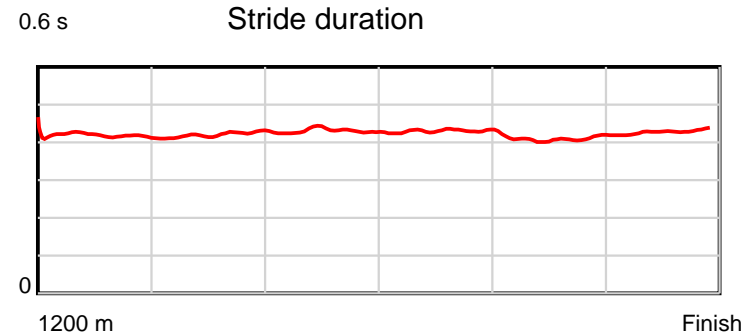
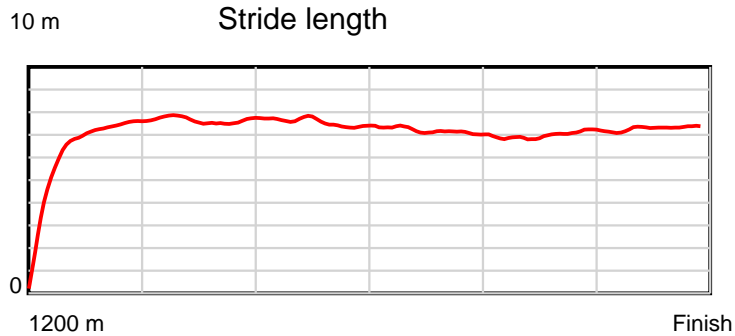
Disclaimer.

Tasracing Pty Ltd and Thoroughbred Ratings Pty Ltd accepts no responsibility for the completeness or accuracy of any of the information contained herein, and makes no representations about its suitability for any particular purpose. Users should make their own judgements about those matters and/or seek independent advice. You assume all risks associated with use of the data provided on this page.

Race Results

December 02, 2012, Race 6, OPEN HCP, Distance 1200m, Elwick Course Proper - Offset 6m

Result	TAB no.	Horse (Barrier)	1200 to	1000m to	800m to	600m to	400m to	200m to	Total or	Margin
6th	5	Forest Sky (5)	1000m	800m	600m	400m	200m	WP	Average	
		Position in running (margin)	-	5(3.8)	3(1.5)	3(1.3)	5(3.5)	5(2.5)		3.20
		Sectional time (s)	15.40	10.65	11.57	12.35	11.64	11.71		
		Cumulative time (s)	73.32	57.92	47.28	35.71	23.35	11.71	1:13.31	
		Speed (m/s)	12.99	18.78	17.29	16.19	17.18	17.08	16.37	
		Stride length (m)	5.62	7.88	7.42	6.94	7.02	7.32	6.95	
		Stride duration (s)	0.420	0.419	0.429	0.429	0.408	0.429	0.425	
		Stride efficiency (%)	49.42	96.93	86.13	75.31	76.96	83.65	75.58	
		Stride count	35.57	25.39	26.94	28.81	28.50	27.34	172.55	



Note: Horizontal distance axis grid lines are 200m furlongs.

Disclaimer.

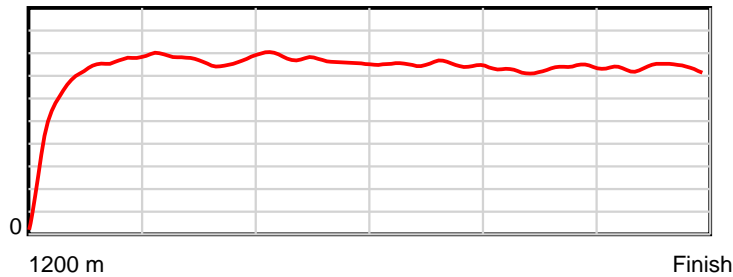
Tasracing Pty Ltd and Thoroughbred Ratings Pty Ltd accepts no responsibility for the completeness or accuracy of any of the information contained herein, and makes no representations about its suitability for any particular purpose. Users should make their own judgements about those matters and/or seek independent advice. You assume all risks associated with use of the data provided on this page.

Race Results

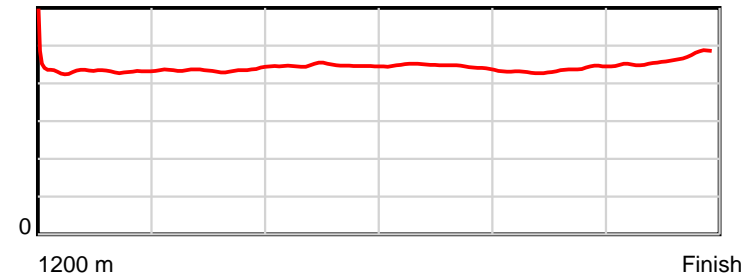
December 02, 2012, Race 6, OPEN HCP, Distance 1200m, Elwick Course Proper - Offset 6m

Result	TAB no.	Horse (Barrier)	1200 to	1000m to	800m to	600m to	400m to	200m to	Total or	Margin
7th	2	Bionic Star (3)	1000m	800m	600m	400m	200m	WP	Average	
		Position in running (margin)	-	1(0.0)	1(0.0)	1(0.0)	1(0.0)	4(0.7)		5.00
		Sectional time (s)	14.74	11.02	11.60	11.99	11.91	12.38		
		Cumulative time (s)	73.65	58.91	47.88	36.28	24.29	12.38	1:13.65	
		Speed (m/s)	13.57	18.15	17.24	16.68	16.79	16.16	16.29	
		Stride length (m)	5.92	7.90	7.71	7.43	7.30	7.50	7.23	
		Stride duration (s)	0.427	0.435	0.447	0.446	0.435	0.464	0.444	
		Stride efficiency (%)	54.74	97.43	92.85	86.33	83.33	87.96	81.63	
		Stride count	33.79	25.33	25.95	26.91	27.39	26.66	166.03	

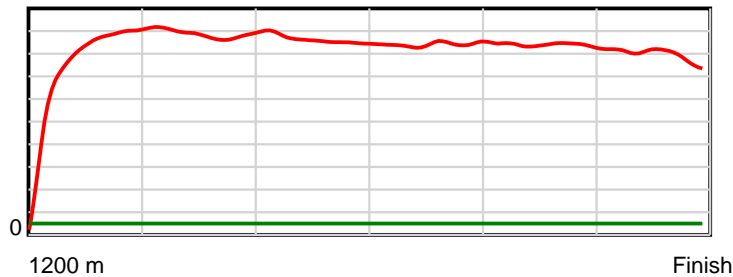
10 m Stride length



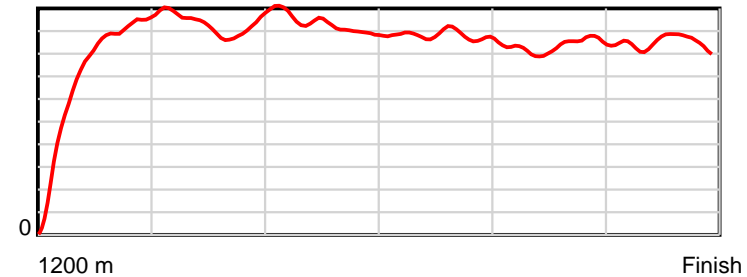
0.6 s Stride duration



20 m/sec Speed



100 % Stride efficiency



Note: Horizontal distance axis grid lines are 200m furlongs.

Disclaimer.

Tasracing Pty Ltd and Thoroughbred Ratings Pty Ltd accepts no responsibility for the completeness or accuracy of any of the information contained herein, and makes no representations about its suitability for any particular purpose. Users should make their own judgements about those matters and/or seek independent advice. You assume all risks associated with use of the data provided on this page.