



Race Results

Devonport Racing Club, Devonport Synthetic, December 26, 2012

Compilation date: December 31, 2012, 8:21:04 AM (EST)

Copyright © 2012 Tasracing Pty Ltd. All rights reserved.

Trademarks.

StrideMASTER is a registered trademark of Thoroughbred Ratings Pty Ltd.

Disclaimer.

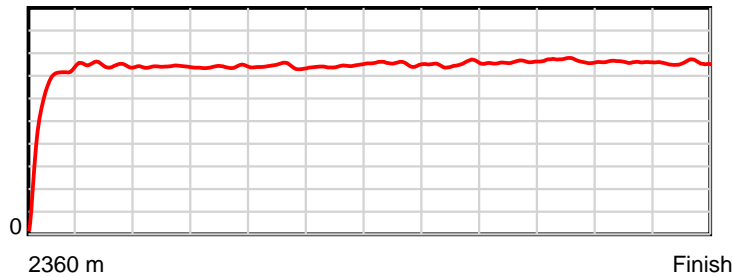
Tasracing Pty Ltd and Thoroughbred Ratings Pty Ltd accepts no responsibility for the completeness or accuracy of any of the information contained herein, and makes no representations about its suitability for any particular purpose. Users should make their own judgements about those matters and/or seek independent advice. You assume all risks associated with use of the data provided on this page.

Race Results

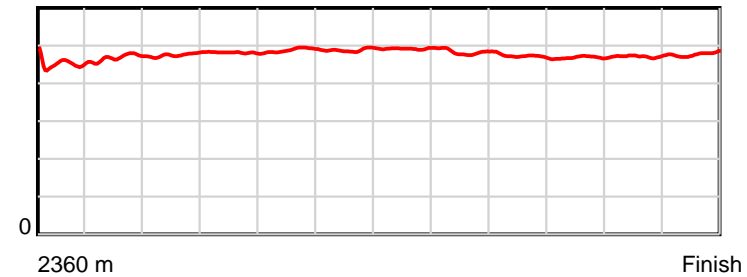
December 26, 2012, Race 4, BM62, Distance 2360m, Spreyton - Offset 0m

Result	TAB no.	Horse (Barrier)	2360 to	2200m to	2000m to	1800m to	1600m to	1400m to	1200m to	1000m to	800m to	600m to	400m to	200m to	Total or	Margin
1st	10	Hat Rock (6)	2200m	2000m	1800m	1600m	1400m	1200m	1000m	800m	600m	400m	200m	WP	Average	
		Position in running (margin)	-	1(0.0)	4(2.8)	2(0.7)	2(0.5)	2(0.2)	1(0.0)	2(0.7)	2(0.8)	2(0.1)	2(0.6)	1(0.0)		0.00
		Sectional time (s)	12.28	12.70	13.10	12.85	13.24	13.35	13.33	12.64	12.49	12.67	12.30	12.61		
		Cumulative time (s)	153.58	141.30	128.59	115.49	102.64	89.40	76.05	62.72	50.07	37.58	24.91	12.61	2:33.58	
		Speed (m/s)	13.03	15.75	15.27	15.56	15.11	14.98	15.00	15.82	16.01	15.79	16.26	15.86	15.37	
		Stride length (m)	5.89	7.36	7.25	7.49	7.38	7.32	7.37	7.64	7.55	7.40	7.67	7.57	7.32	
		Stride duration (s)	0.452	0.468	0.475	0.481	0.488	0.488	0.491	0.483	0.472	0.469	0.472	0.477	0.476	
		Stride efficiency (%)	54.24	84.76	82.23	87.65	85.08	83.65	84.96	91.14	89.17	85.55	92.02	89.60	83.77	
		Stride count	27.16	27.16	27.57	26.71	27.10	27.34	27.12	26.19	26.48	27.03	26.06	26.41	322.33	

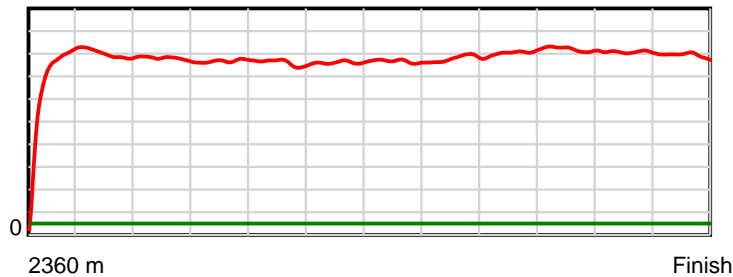
10 m Stride length



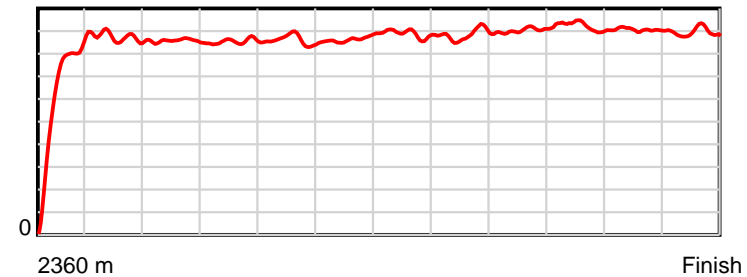
0.6 s Stride duration



20 m/sec Speed



100 % Stride efficiency



Note: Horizontal distance axis grid lines are 200m furlongs.

Disclaimer.

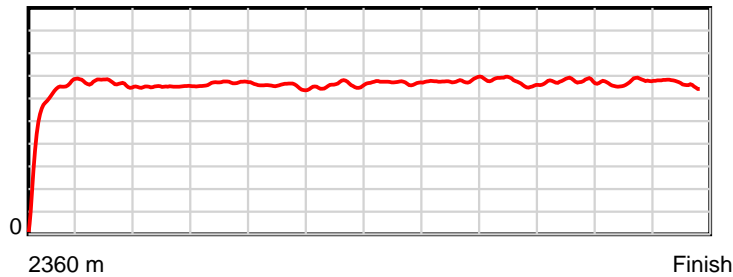
Tasracing Pty Ltd and Thoroughbred Ratings Pty Ltd accepts no responsibility for the completeness or accuracy of any of the information contained herein, and makes no representations about its suitability for any particular purpose. Users should make their own judgements about those matters and/or seek independent advice. You assume all risks associated with use of the data provided on this page.

Race Results

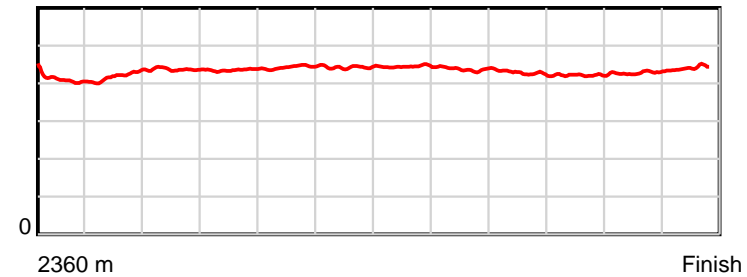
December 26, 2012, Race 4, BM62, Distance 2360m, Spreyton - Offset 0m

Result	TAB no.	Horse (Barrier)	2360 to	2200m to	2000m to	1800m to	1600m to	1400m to	1200m to	1000m to	800m to	600m to	400m to	200m to	Total or	Margin
2nd	6	Mecadoni (1)	2200m	2000m	1800m	1600m	1400m	1200m	1000m	800m	600m	400m	200m	WP	Average	
		Position in running (margin)	-	3(0.0)	1(0.0)	1(0.0)	1(0.0)	1(0.0)	2(0.2)	1(0.0)	1(0.0)	3(0.1)	1(0.0)	2(0.6)		3.30
		Sectional time (s)	12.40	12.23	13.45	12.89	13.29	13.42	13.18	12.62	12.63	12.57	12.49	13.04		
		Cumulative time (s)	154.23	141.83	129.60	116.15	103.26	89.96	76.54	63.36	50.75	38.11	25.54	13.04	2:34.22	
		Speed (m/s)	12.91	16.35	14.87	15.52	15.05	14.90	15.17	15.85	15.84	15.91	16.01	15.34	15.30	
		Stride length (m)	5.25	6.81	6.50	6.75	6.66	6.59	6.76	6.94	6.82	6.71	6.82	6.74	6.61	
		Stride duration (s)	0.407	0.416	0.437	0.435	0.442	0.443	0.445	0.438	0.431	0.422	0.426	0.439	0.432	
		Stride efficiency (%)	43.12	72.45	65.98	71.21	69.23	67.96	71.33	75.25	72.60	70.34	72.58	70.92	68.20	
		Stride count	30.46	29.37	30.78	29.63	30.05	30.33	29.60	28.82	29.34	29.81	29.35	29.69	357.23	

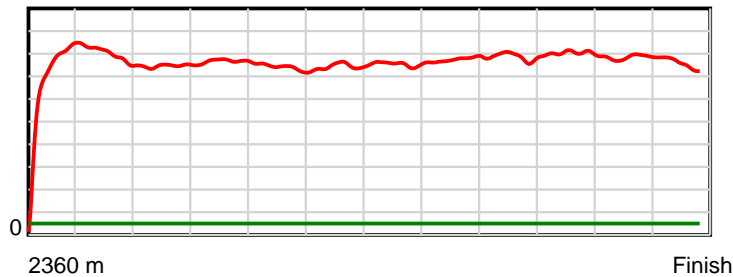
10 m Stride length



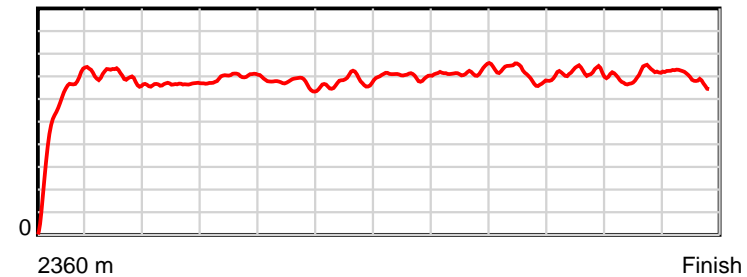
0.6 s Stride duration



20 m/sec Speed



100 % Stride efficiency



Note: Horizontal distance axis grid lines are 200m furlongs.

Disclaimer.

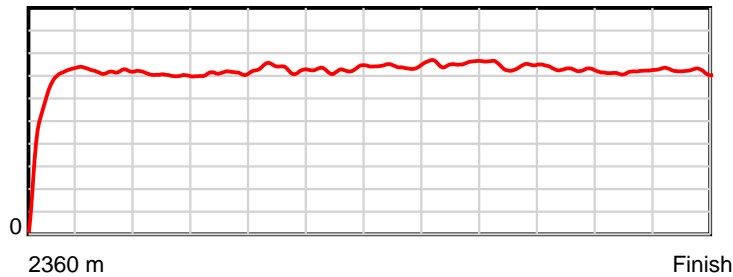
Tasracing Pty Ltd and Thoroughbred Ratings Pty Ltd accepts no responsibility for the completeness or accuracy of any of the information contained herein, and makes no representations about its suitability for any particular purpose. Users should make their own judgements about those matters and/or seek independent advice. You assume all risks associated with use of the data provided on this page.

Race Results

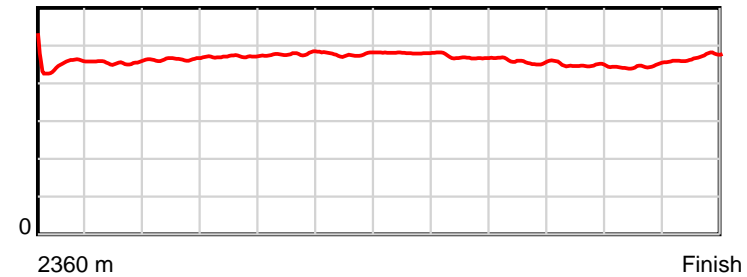
December 26, 2012, Race 4, BM62, Distance 2360m, Spreyton - Offset 0m

Result	TAB no.	Horse (Barrier)	2360 to	2200m to	2000m to	1800m to	1600m to	1400m to	1200m to	1000m to	800m to	600m to	400m to	200m to	Total or	Margin
3rd	2	Our Gee Gee (10)	2200m	2000m	1800m	1600m	1400m	1200m	1000m	800m	600m	400m	200m	WP	Average	
		Position in running (margin)	-	5(0.6)	7(5.3)	6(5.9)	6(6.5)	7(5.4)	7(6.7)	6(5.3)	5(3.0)	5(3.3)	6(5.2)	5(4.8)		7.30
		Sectional time (s)	12.66	13.01	13.56	12.99	13.11	13.58	12.99	12.24	12.65	12.92	12.32	12.98		
		Cumulative time (s)	155.02	142.36	129.35	115.79	102.80	89.68	76.10	63.11	50.87	38.21	25.30	12.98	2:35.02	
		Speed (m/s)	12.64	15.37	14.75	15.40	15.26	14.73	15.40	16.34	15.81	15.48	16.23	15.41	15.22	
		Stride length (m)	5.70	7.00	6.84	7.25	7.29	7.02	7.40	7.66	7.24	6.94	7.24	7.25	7.06	
		Stride duration (s)	0.446	0.455	0.464	0.471	0.478	0.477	0.481	0.469	0.458	0.448	0.446	0.470	0.464	
		Stride efficiency (%)	50.77	76.50	73.16	82.18	82.94	77.12	85.49	91.64	81.85	75.18	81.97	82.07	77.92	
		Stride count	28.07	28.58	29.23	27.58	27.45	28.47	27.04	26.12	27.63	28.83	27.61	27.60	334.21	

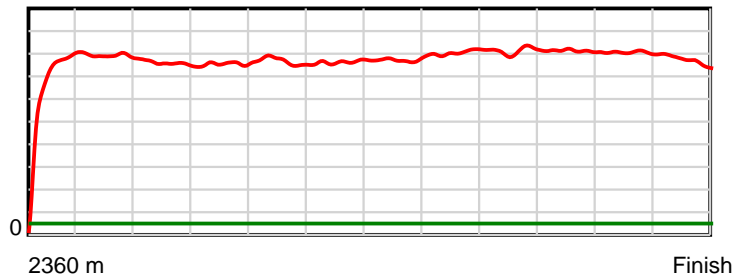
10 m Stride length



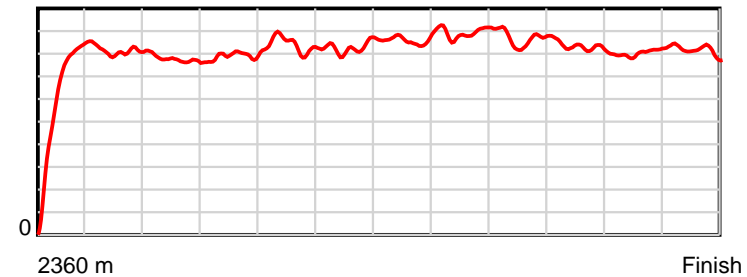
0.6 s Stride duration



20 m/sec Speed



100 % Stride efficiency



Note: Horizontal distance axis grid lines are 200m furlongs.

Disclaimer.

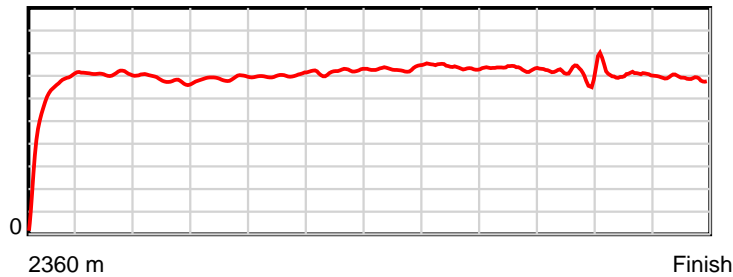
Tasracing Pty Ltd and Thoroughbred Ratings Pty Ltd accepts no responsibility for the completeness or accuracy of any of the information contained herein, and makes no representations about its suitability for any particular purpose. Users should make their own judgements about those matters and/or seek independent advice. You assume all risks associated with use of the data provided on this page.

Race Results

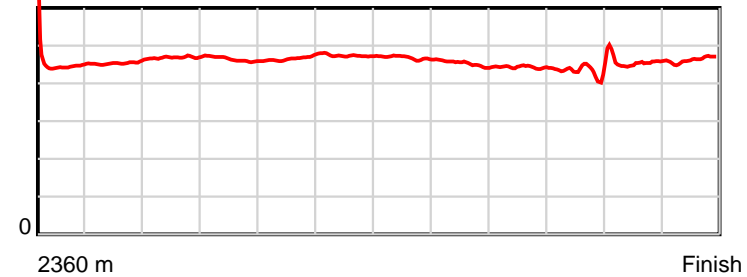
December 26, 2012, Race 4, BM62, Distance 2360m, Spreyton - Offset 0m

Result	TAB no.	Horse (Barrier)	2360 to	2200m to	2000m to	1800m to	1600m to	1400m to	1200m to	1000m to	800m to	600m to	400m to	200m to	Total or	Margin
4th	1	Ramaru (5)	2200m	2000m	1800m	1600m	1400m	1200m	1000m	800m	600m	400m	200m	WP	Average	
		Position in running (margin)	-	7(2.3)	6(4.8)	8(6.9)	8(8.9)	9(8.5)	9(8.0)	8(6.1)	4(2.4)	1(0.0)	3(0.8)	3(3.0)		7.40
		Sectional time (s)	12.90	12.65	13.81	13.22	13.23	13.30	12.89	12.01	12.21	12.72	12.76	13.33		
		Cumulative time (s)	155.04	142.14	129.49	115.68	102.47	89.23	75.93	63.04	51.03	38.82	26.09	13.33	2:35.03	
		Speed (m/s)	12.40	15.81	14.48	15.13	15.12	15.04	15.52	16.65	16.38	15.72	15.67	15.00	15.22	
		Stride length (m)	5.65	7.17	6.78	7.03	7.02	7.12	7.26	7.56	7.25	6.77	7.10	6.93	6.96	
		Stride duration (s)	0.448	0.453	0.468	0.465	0.464	0.474	0.468	0.454	0.443	0.431	0.453	0.462	0.457	
		Stride efficiency (%)	49.81	80.28	71.76	77.26	76.91	79.31	82.27	89.26	82.10	71.62	78.87	75.12	75.77	
		Stride count	28.34	27.90	29.51	28.44	28.51	28.07	27.56	26.46	27.59	29.54	28.15	28.85	338.92	

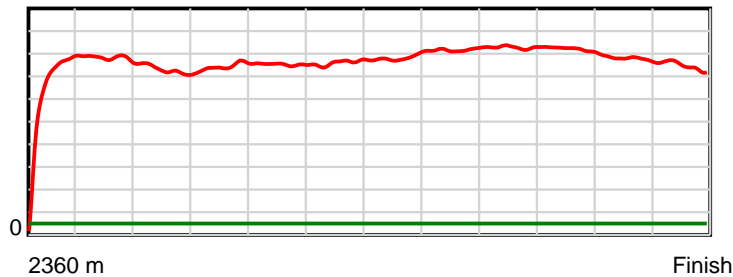
10 m Stride length



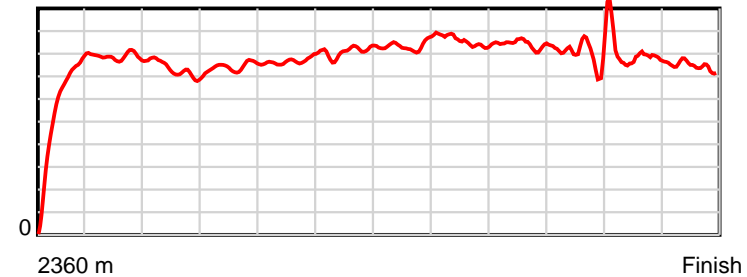
0.6 s Stride duration



20 m/sec Speed



100 % Stride efficiency



Note: Horizontal distance axis grid lines are 200m furlongs.

Disclaimer.

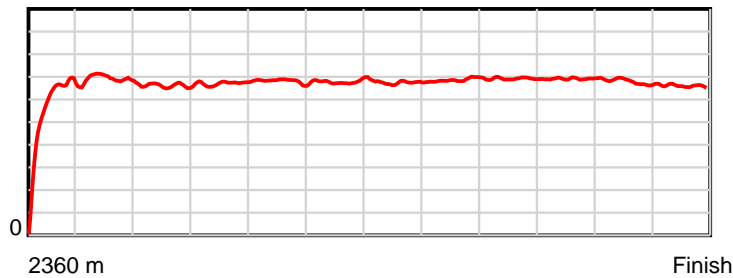
Tasracing Pty Ltd and Thoroughbred Ratings Pty Ltd accepts no responsibility for the completeness or accuracy of any of the information contained herein, and makes no representations about its suitability for any particular purpose. Users should make their own judgements about those matters and/or seek independent advice. You assume all risks associated with use of the data provided on this page.

Race Results

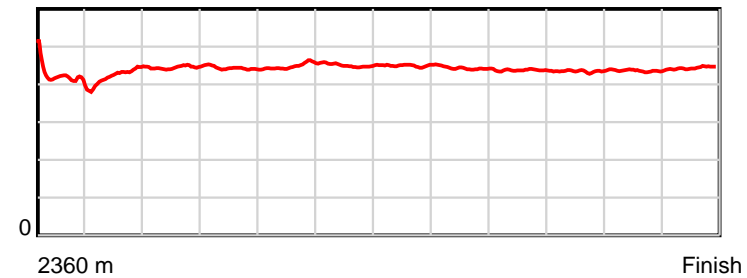
December 26, 2012, Race 4, BM62, Distance 2360m, Spreyton - Offset 0m

Result	TAB no.	Horse (Barrier)	2360 to	2200m to	2000m to	1800m to	1600m to	1400m to	1200m to	1000m to	800m to	600m to	400m to	200m to	Total or	Margin
5th	8	Westwina (2)	2200m	2000m	1800m	1600m	1400m	1200m	1000m	800m	600m	400m	200m	WP	Average	
		Position in running (margin)	-	2(0.0)	2(2.6)	4(3.4)	3(3.0)	3(2.3)	3(2.0)	4(2.9)	6(3.1)	4(2.1)	4(3.0)	4(4.1)		8.50
		Sectional time (s)	12.46	12.66	13.59	12.82	13.18	13.33	13.37	12.65	12.46	12.74	12.57	13.43		
		Cumulative time (s)	155.26	142.80	130.14	116.55	103.72	90.55	77.22	63.85	51.20	38.74	26.00	13.43	2:35.25	
		Speed (m/s)	12.84	15.80	14.72	15.60	15.17	15.00	14.96	15.81	16.05	15.70	15.91	14.89	15.20	
		Stride length (m)	5.56	6.64	6.54	6.91	6.80	6.76	6.71	7.01	7.02	6.82	6.94	6.60	6.69	
		Stride duration (s)	0.426	0.421	0.445	0.443	0.448	0.451	0.449	0.443	0.437	0.434	0.436	0.443	0.440	
		Stride efficiency (%)	48.38	68.96	66.88	74.58	72.36	71.42	70.42	76.82	76.99	72.62	75.25	68.10	70.00	
		Stride count	28.75	30.11	30.57	28.95	29.39	29.58	29.79	28.52	28.49	29.34	28.82	30.30	352.61	

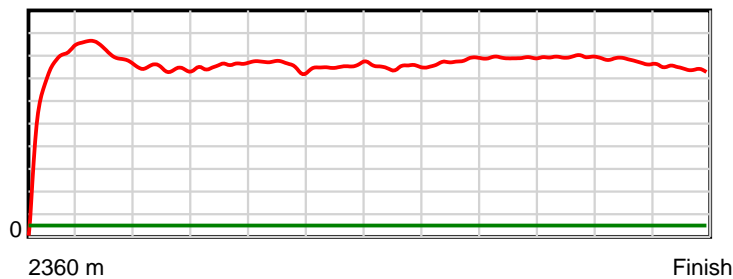
10 m Stride length



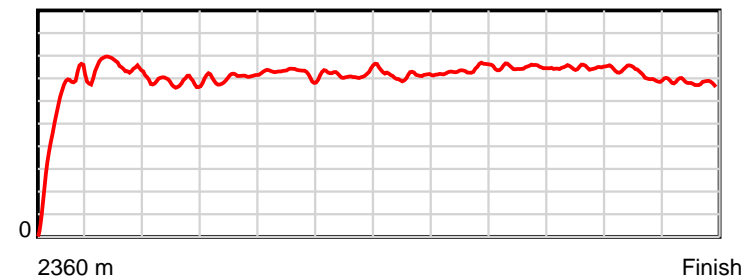
0.6 s Stride duration



20 m/sec Speed



100 % Stride efficiency



Note: Horizontal distance axis grid lines are 200m furlongs.

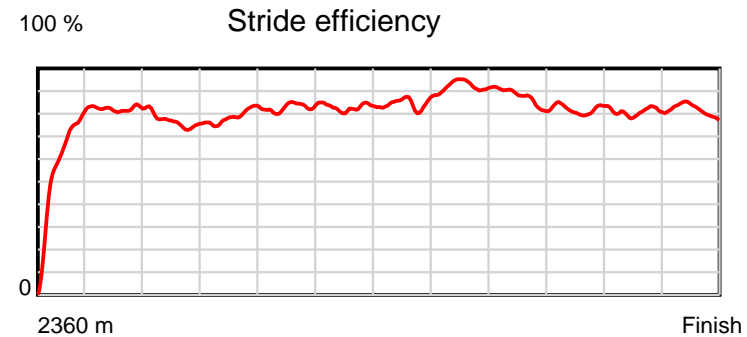
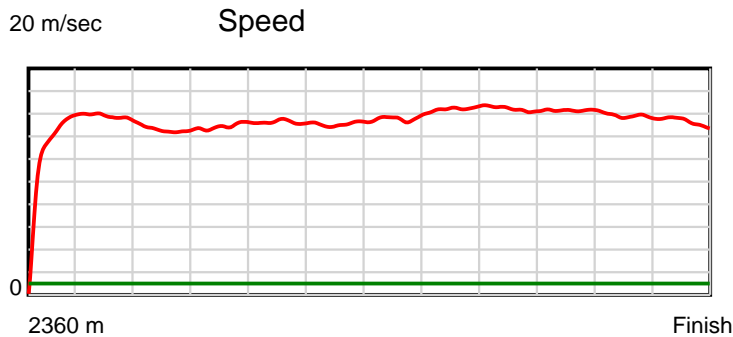
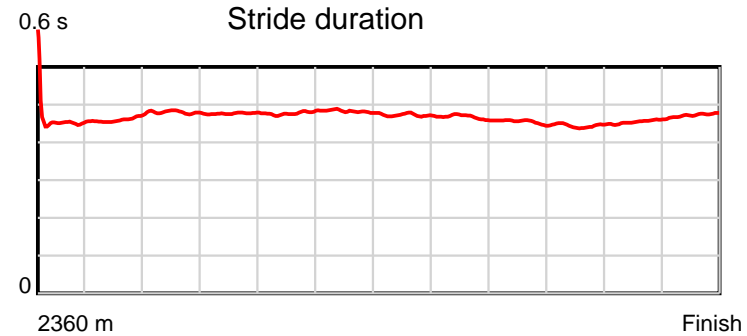
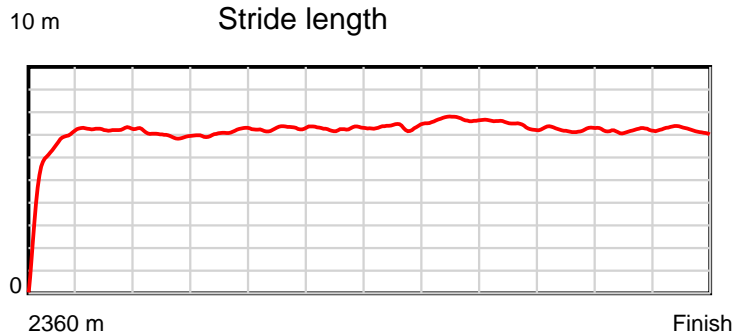
Disclaimer.

Tasracing Pty Ltd and Thoroughbred Ratings Pty Ltd accepts no responsibility for the completeness or accuracy of any of the information contained herein, and makes no representations about its suitability for any particular purpose. Users should make their own judgements about those matters and/or seek independent advice. You assume all risks associated with use of the data provided on this page.

Race Results

December 26, 2012, Race 4, BM62, Distance 2360m, Spreyton - Offset 0m

Result	TAB no.	Horse (Barrier)	2360 to	2200m to	2000m to	1800m to	1600m to	1400m to	1200m to	1000m to	800m to	600m to	400m to	200m to	Total or	Margin
6th	4	Gee Gees Beaut... (7)	2200m	2000m	1800m	1600m	1400m	1200m	1000m	800m	600m	400m	200m	WP	Average	
		Position in running (margin)	-	8(3.4)	8(5.7)	9(8.0)	10(10.7)	10(9.8)	10(9.9)	10(9.2)	10(5.5)	7(3.4)	7(5.3)	6(7.2)		9.70
		Sectional time (s)	13.23	12.61	13.83	13.34	13.15	13.40	13.10	12.00	12.27	12.90	12.71	12.96		
		Cumulative time (s)	155.50	142.27	129.66	115.83	102.49	89.34	75.94	62.85	50.84	38.57	25.67	12.96	2:35.50	
		Speed (m/s)	12.10	15.86	14.46	14.99	15.21	14.93	15.27	16.67	16.30	15.50	15.74	15.43	15.18	
		Stride length (m)	5.61	7.29	6.94	7.14	7.26	7.19	7.22	7.78	7.40	6.90	7.16	7.31	7.09	
		Stride duration (s)	0.446	0.459	0.480	0.477	0.477	0.482	0.473	0.467	0.454	0.445	0.455	0.473	0.467	
		Stride efficiency (%)	49.13	82.97	75.32	79.75	82.28	80.85	81.39	94.57	85.59	74.35	80.08	83.41	78.53	
		Stride count	28.53	27.45	28.81	28.00	27.56	27.80	27.71	25.71	27.02	29.00	27.94	27.38	332.91	



Note: Horizontal distance axis grid lines are 200m furlongs.

Disclaimer.

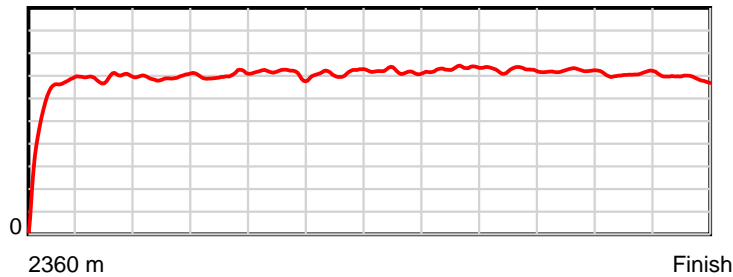
Tasracing Pty Ltd and Thoroughbred Ratings Pty Ltd accepts no responsibility for the completeness or accuracy of any of the information contained herein, and makes no representations about its suitability for any particular purpose. Users should make their own judgements about those matters and/or seek independent advice. You assume all risks associated with use of the data provided on this page.

Race Results

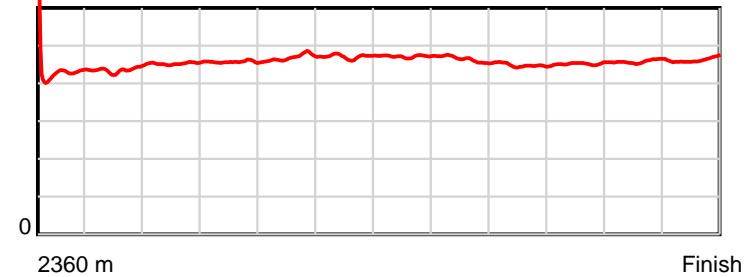
December 26, 2012, Race 4, BM62, Distance 2360m, Spreyton - Offset 0m

Result	TAB no.	Horse (Barrier)	2360 to	2200m to	2000m to	1800m to	1600m to	1400m to	1200m to	1000m to	800m to	600m to	400m to	200m to	Total or	Margin
7th	5	Benefit of Dou... (9)	2200m	2000m	1800m	1600m	1400m	1200m	1000m	800m	600m	400m	200m	WP	Average	
		Position in running (margin)	-	6(1.8)	5(4.4)	3(3.3)	4(3.5)	4(2.9)	4(2.7)	3(2.6)	3(1.9)	6(3.3)	8(6.5)	7(8.0)		12.50
		Sectional time (s)	12.92	12.67	13.26	12.92	13.20	13.34	13.20	12.51	12.84	13.12	12.64	13.42		
		Cumulative time (s)	156.06	143.14	130.46	117.20	104.28	91.08	77.74	64.54	52.03	39.19	26.06	13.42	2:36.06	
		Speed (m/s)	12.38	15.79	15.08	15.48	15.15	14.99	15.15	15.99	15.58	15.24	15.82	14.90	15.12	
		Stride length (m)	5.70	6.87	6.82	7.07	7.09	7.06	7.14	7.42	6.98	6.89	7.25	6.90	6.93	
		Stride duration (s)	0.450	0.435	0.452	0.457	0.468	0.471	0.471	0.464	0.448	0.452	0.458	0.463	0.458	
		Stride efficiency (%)	50.78	73.80	72.69	78.00	78.57	77.94	79.70	86.00	76.10	74.20	82.13	74.38	75.05	
		Stride count	28.07	29.10	29.32	28.31	28.20	28.32	28.00	26.96	28.66	29.02	27.59	28.99	340.54	

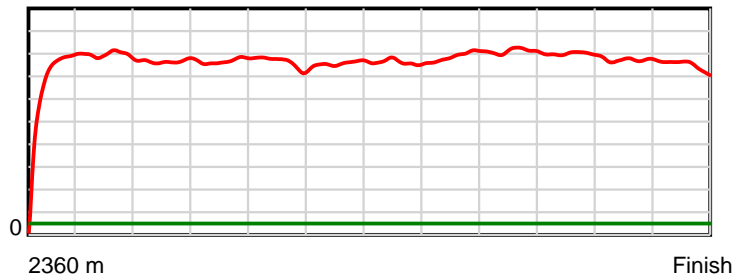
10 m Stride length



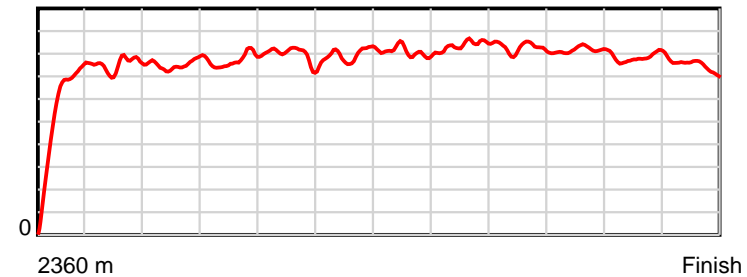
0.6 s Stride duration



20 m/sec Speed



100 % Stride efficiency



Note: Horizontal distance axis grid lines are 200m furlongs.

Disclaimer.

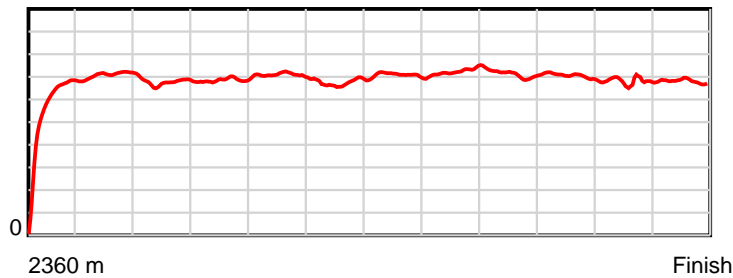
Tasracing Pty Ltd and Thoroughbred Ratings Pty Ltd accepts no responsibility for the completeness or accuracy of any of the information contained herein, and makes no representations about its suitability for any particular purpose. Users should make their own judgements about those matters and/or seek independent advice. You assume all risks associated with use of the data provided on this page.

Race Results

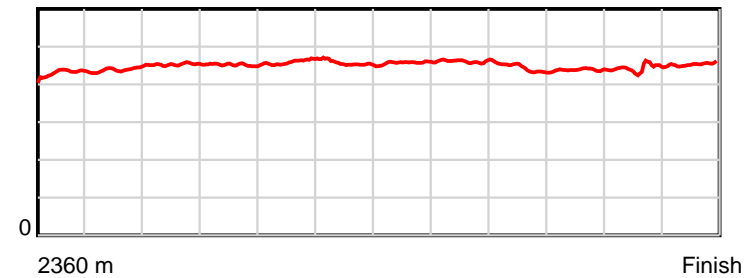
December 26, 2012, Race 4, BM62, Distance 2360m, Spreyton - Offset 0m

Result	TAB no.	Horse (Barrier)	2360 to	2200m to	2000m to	1800m to	1600m to	1400m to	1200m to	1000m to	800m to	600m to	400m to	200m to	Total or	Margin
8th	7	Request Roses (8)	2200m	2000m	1800m	1600m	1400m	1200m	1000m	800m	600m	400m	200m	WP	Average	
		Position in running (margin)	-	9(4.1)	9(5.7)	7(6.6)	7(6.7)	6(4.4)	6(6.7)	7(5.6)	8(4.3)	9(3.5)	5(4.8)	8(8.1)		14.30
		Sectional time (s)	13.70	12.49	13.60	12.91	12.91	13.76	13.05	12.39	12.48	12.81	12.94	13.38		
		Cumulative time (s)	156.42	142.72	130.23	116.63	103.72	90.81	77.05	64.00	51.61	39.12	26.31	13.38	2:36.41	
		Speed (m/s)	11.68	16.01	14.71	15.49	15.49	14.53	15.33	16.14	16.03	15.61	15.46	14.95	15.09	
		Stride length (m)	5.21	7.01	6.65	6.99	7.10	6.63	7.00	7.44	7.14	6.83	6.64	6.78	6.77	
		Stride duration (s)	0.422	0.438	0.452	0.451	0.458	0.456	0.457	0.461	0.445	0.438	0.429	0.454	0.449	
		Stride efficiency (%)	42.47	76.72	69.19	76.34	78.70	68.75	76.54	86.51	79.59	72.95	68.89	71.92	71.63	
		Stride count	30.69	28.54	30.06	28.61	28.18	30.15	28.58	26.88	28.02	29.27	30.12	29.48	348.58	

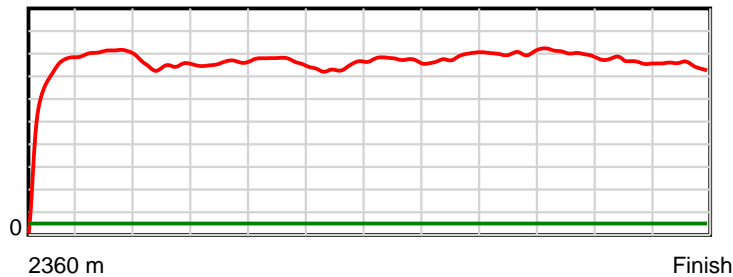
10 m Stride length



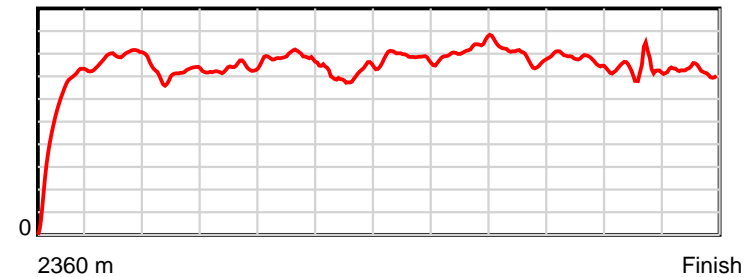
0.6 s Stride duration



20 m/sec Speed



100 % Stride efficiency



Note: Horizontal distance axis grid lines are 200m furlongs.

Disclaimer.

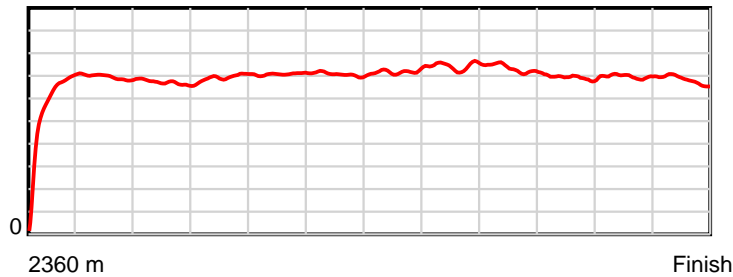
Tasracing Pty Ltd and Thoroughbred Ratings Pty Ltd accepts no responsibility for the completeness or accuracy of any of the information contained herein, and makes no representations about its suitability for any particular purpose. Users should make their own judgements about those matters and/or seek independent advice. You assume all risks associated with use of the data provided on this page.

Race Results

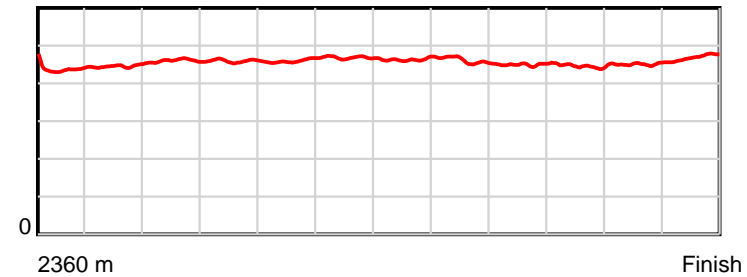
December 26, 2012, Race 4, BM62, Distance 2360m, Spreyton - Offset 0m

Result	TAB no.	Horse (Barrier)	2360 to	2200m to	2000m to	1800m to	1600m to	1400m to	1200m to	1000m to	800m to	600m to	400m to	200m to	Total or	Margin
9th	9	Sh'bourne Tame... (3)	2200m	2000m	1800m	1600m	1400m	1200m	1000m	800m	600m	400m	200m	WP	Average	
		Position in running (margin)	-	10(5.1)	10(6.5)	10(8.9)	9(10.0)	8(7.9)	8(7.9)	9(6.7)	9(4.3)	10(3.7)	10(9.4)	9(12.5)		18.40
		Sectional time (s)	13.66	12.47	13.85	13.08	12.94	13.37	13.03	12.22	12.52	13.54	12.90	13.69		
		Cumulative time (s)	157.26	143.60	131.13	117.28	104.20	91.26	77.89	64.86	52.64	40.12	26.58	13.69	2:37.25	
		Speed (m/s)	11.71	16.04	14.44	15.29	15.46	14.96	15.35	16.37	15.97	14.77	15.50	14.61	15.01	
		Stride length (m)	5.35	7.14	6.64	7.02	7.10	7.00	7.11	7.56	7.18	6.59	6.99	6.86	6.86	
		Stride duration (s)	0.439	0.445	0.460	0.459	0.459	0.468	0.463	0.462	0.449	0.446	0.451	0.469	0.457	
		Stride efficiency (%)	44.79	79.61	68.88	77.08	78.67	76.56	79.05	89.29	80.60	67.88	76.39	73.51	73.63	
		Stride count	29.89	28.02	30.12	28.48	28.19	28.57	28.12	26.46	27.85	30.34	28.60	29.16	343.80	

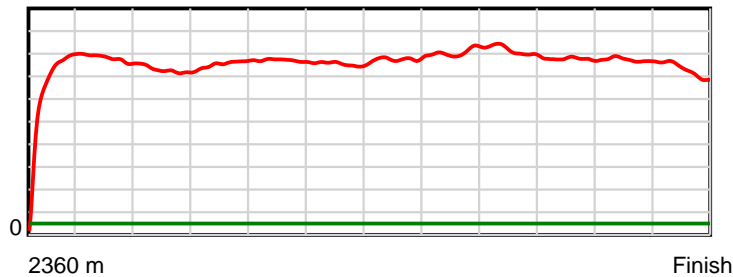
10 m Stride length



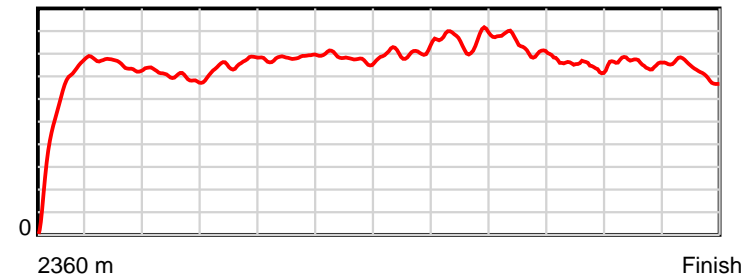
0.6 s Stride duration



20 m/sec Speed



100 % Stride efficiency



Note: Horizontal distance axis grid lines are 200m furlongs.

Disclaimer.

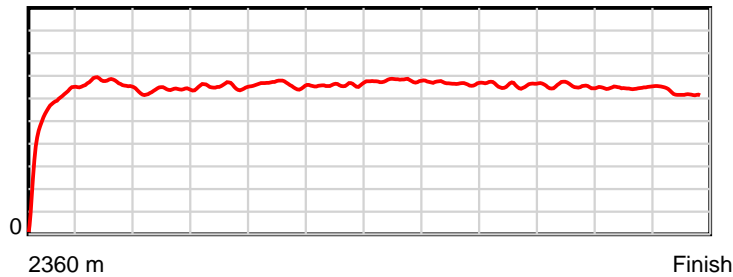
Tasracing Pty Ltd and Thoroughbred Ratings Pty Ltd accepts no responsibility for the completeness or accuracy of any of the information contained herein, and makes no representations about its suitability for any particular purpose. Users should make their own judgements about those matters and/or seek independent advice. You assume all risks associated with use of the data provided on this page.

Race Results

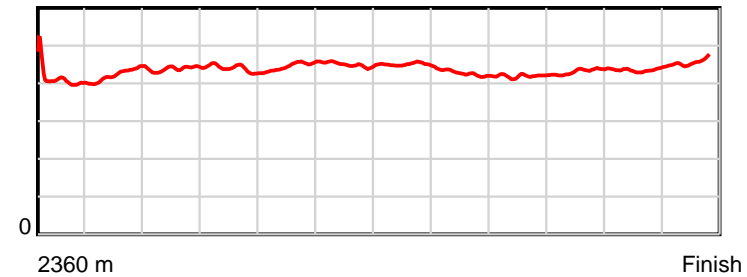
December 26, 2012, Race 4, BM62, Distance 2360m, Spreyton - Offset 0m

Result	TAB no.	Horse (Barrier)	2360 to	2200m to	2000m to	1800m to	1600m to	1400m to	1200m to	1000m to	800m to	600m to	400m to	200m to	Total or	Margin
10th	12	Section (4)	2200m	2000m	1800m	1600m	1400m	1200m	1000m	800m	600m	400m	200m	WP	Average	
		Position in running (margin)	-	4(0.1)	3(2.6)	5(4.3)	5(5.1)	5(4.3)	5(4.9)	5(4.6)	7(3.7)	8(3.4)	9(8.1)	10(12.8)		22.70
		Sectional time (s)	12.93	12.66	13.73	13.03	13.16	13.48	13.17	12.47	12.57	13.38	13.16	14.41		
		Cumulative time (s)	158.14	145.21	132.55	118.83	105.80	92.64	79.16	65.99	53.52	40.95	27.57	14.41	2:38.13	
		Speed (m/s)	12.37	15.80	14.57	15.35	15.20	14.84	15.19	16.04	15.91	14.95	15.20	13.88	14.92	
		Stride length (m)	5.35	6.67	6.39	6.76	6.73	6.69	6.84	6.89	6.66	6.41	6.61	6.32	6.52	
		Stride duration (s)	0.415	0.422	0.438	0.440	0.443	0.451	0.450	0.429	0.419	0.429	0.435	0.455	0.437	
		Stride efficiency (%)	44.77	69.47	63.73	71.40	70.73	69.96	73.12	74.13	69.38	64.29	68.28	62.42	66.49	
		Stride count	29.89	30.00	31.32	29.59	29.73	29.89	29.24	29.04	30.02	31.18	30.26	31.65	361.81	

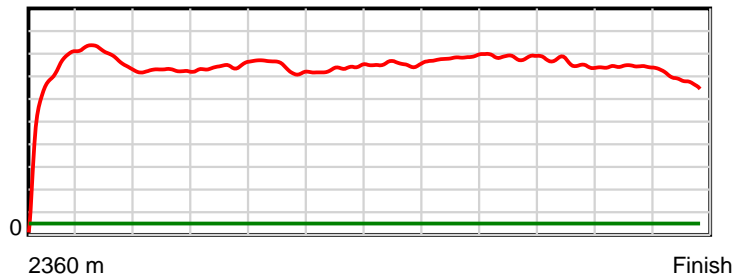
10 m Stride length



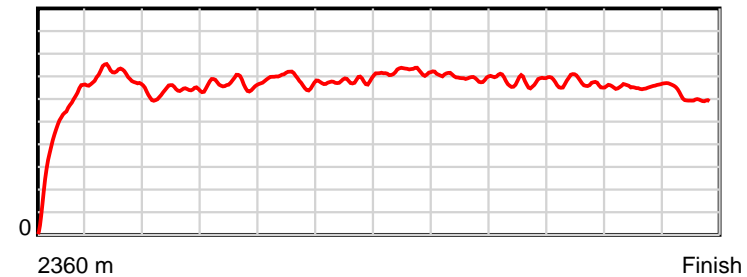
0.6 s Stride duration



20 m/sec Speed



100 % Stride efficiency



Note: Horizontal distance axis grid lines are 200m furlongs.

Disclaimer.

Tasracing Pty Ltd and Thoroughbred Ratings Pty Ltd accepts no responsibility for the completeness or accuracy of any of the information contained herein, and makes no representations about its suitability for any particular purpose. Users should make their own judgements about those matters and/or seek independent advice. You assume all risks associated with use of the data provided on this page.