



Race Results

Devonport Racing Club, Devonport Synthetic, December 26, 2012

Compilation date: December 31, 2012, 8:28:37 AM (EST)

Copyright © 2012 Tasracing Pty Ltd. All rights reserved.

Trademarks.

StrideMASTER is a registered trademark of Thoroughbred Ratings Pty Ltd.

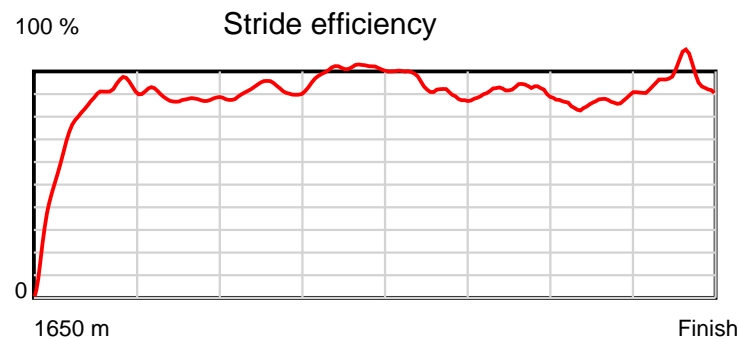
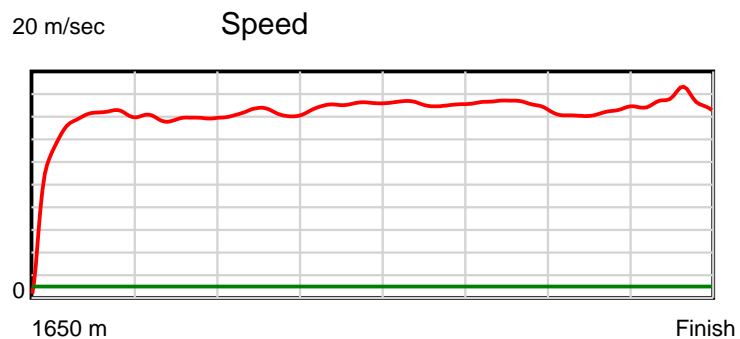
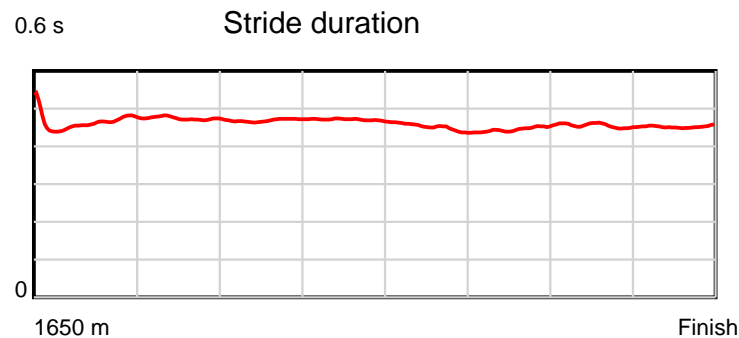
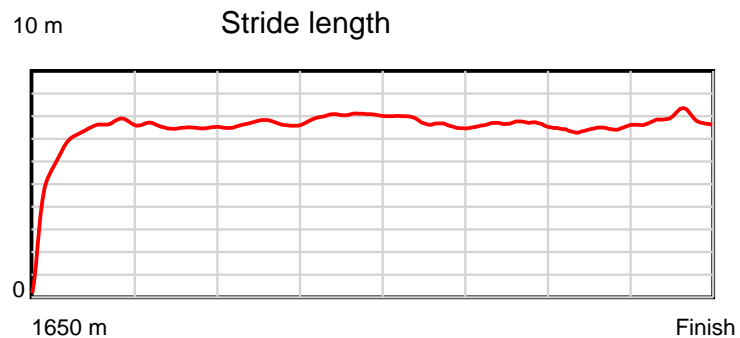
Disclaimer.

Tasracing Pty Ltd and Thoroughbred Ratings Pty Ltd accepts no responsibility for the completeness or accuracy of any of the information contained herein, and makes no representations about its suitability for any particular purpose. Users should make their own judgements about those matters and/or seek independent advice. You assume all risks associated with use of the data provided on this page.

Race Results

December 26, 2012, Race 6, OPN HCP, Distance 1650m, Spreyton - Offset 0m

Result	TAB no.	Horse (Barrier)	1650 to	1600m to	1400m to	1200m to	1000m to	800m to	600m to	400m to	200m to	Total or	Margin
1st	2	Catwen Boy (4)	1600m	1400m	1200m	1000m	800m	600m	400m	200m	WP	Average	
		Position in running (margin)	-	7(3.5)	7(5.1)	8(8.2)	7(7.9)	5(6.7)	9(6.7)	9(4.5)	8(3.1)		0.00
		Sectional time (s)	5.98	12.10	12.46	12.04	11.58	12.02	12.48	12.15	11.60		
		Cumulative time (s)	102.41	96.43	84.33	71.87	59.83	48.26	36.24	23.75	11.60	1:42.41	
		Speed (m/s)	8.36	16.53	16.05	16.61	17.27	16.64	16.03	16.46	17.24	16.11	
		Stride length (m)	4.00	7.67	7.61	7.79	8.14	7.51	7.14	7.47	7.81	7.43	
		Stride duration (s)	0.473	0.464	0.474	0.469	0.471	0.451	0.446	0.454	0.453	0.461	
		Stride efficiency (%)	24.97	91.96	90.58	94.71	103.50	88.04	79.77	87.27	95.20	86.21	
		Stride count	12.51	26.07	26.27	25.69	24.58	26.65	27.99	26.76	25.62	222.14	



Note: Horizontal distance axis grid lines are 200m furlongs.

Disclaimer.

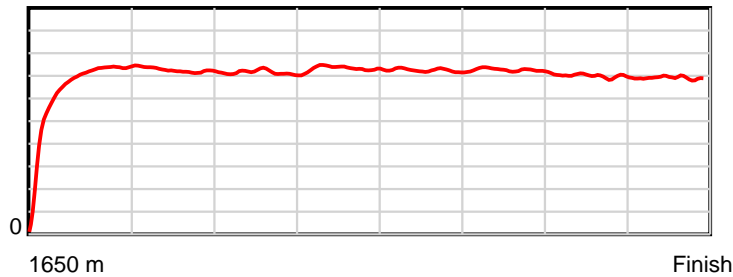
Tasracing Pty Ltd and Thoroughbred Ratings Pty Ltd accepts no responsibility for the completeness or accuracy of any of the information contained herein, and makes no representations about its suitability for any particular purpose. Users should make their own judgements about those matters and/or seek independent advice. You assume all risks associated with use of the data provided on this page.

Race Results

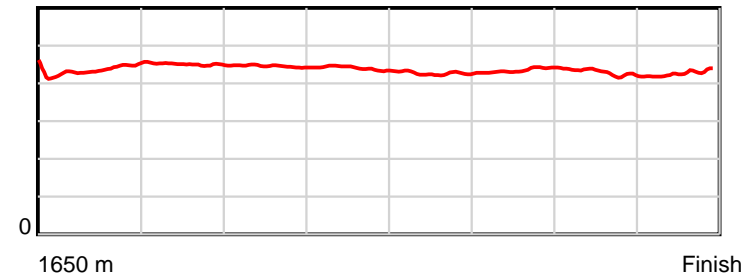
December 26, 2012, Race 6, OPN HCP, Distance 1650m, Spreyton - Offset 0m

Result	TAB no.	Horse (Barrier)	1650 to	1600m to	1400m to	1200m to	1000m to	800m to	600m to	400m to	200m to	Total or	Margin
2nd	4	Jakcorijim (2)	1600m	1400m	1200m	1000m	800m	600m	400m	200m	WP	Average	
		Position in running (margin)	-	4(1.3)	3(2.5)	4(4.8)	3(5.4)	4(5.5)	3(4.0)	2(0.8)	2(0.0)		0.10
		Sectional time (s)	5.44	12.02	12.32	12.19	11.80	11.77	12.31	12.25	12.31		
		Cumulative time (s)	102.43	96.99	84.97	72.64	60.45	48.65	36.88	24.57	12.31	1:42.43	
		Speed (m/s)	9.19	16.64	16.23	16.41	16.95	16.99	16.25	16.33	16.25	16.11	
		Stride length (m)	3.76	7.31	7.30	7.31	7.47	7.24	7.06	7.01	6.92	7.00	
		Stride duration (s)	0.418	0.439	0.450	0.446	0.441	0.426	0.435	0.430	0.426	0.435	
		Stride efficiency (%)	22.06	83.43	83.18	83.57	87.12	81.94	77.93	76.81	74.85	76.64	
		Stride count	13.31	27.37	27.41	27.35	26.79	27.62	28.32	28.53	28.90	235.60	

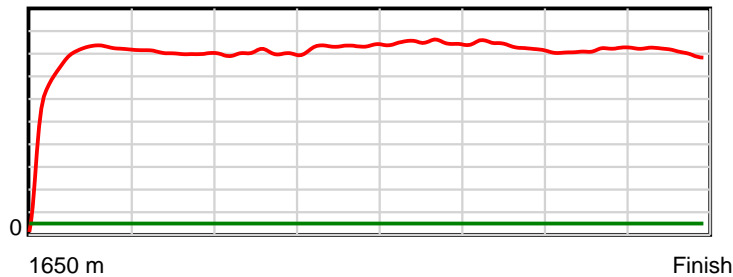
10 m Stride length



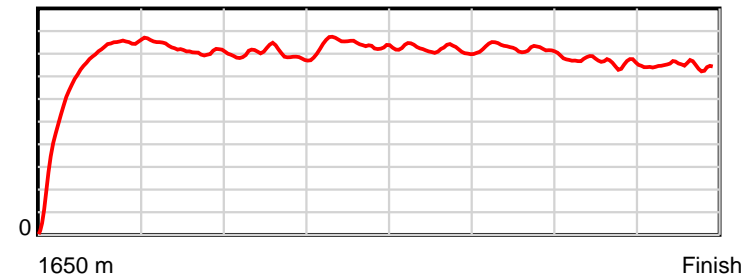
0.6 s Stride duration



20 m/sec Speed



100 % Stride efficiency



Note: Horizontal distance axis grid lines are 200m furlongs.

Disclaimer.

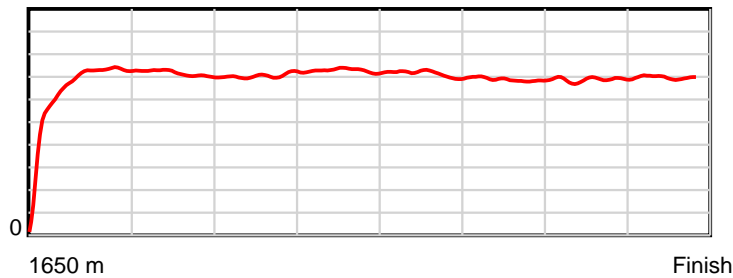
Tasracing Pty Ltd and Thoroughbred Ratings Pty Ltd accepts no responsibility for the completeness or accuracy of any of the information contained herein, and makes no representations about its suitability for any particular purpose. Users should make their own judgements about those matters and/or seek independent advice. You assume all risks associated with use of the data provided on this page.

Race Results

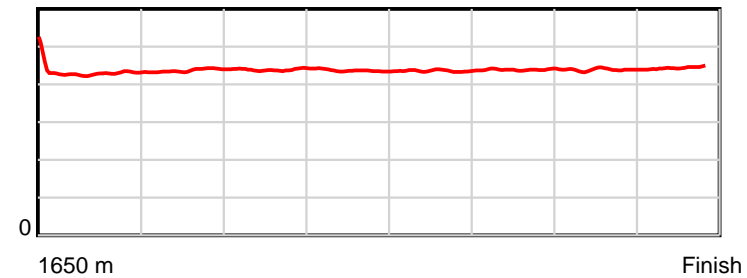
December 26, 2012, Race 6, OPN HCP, Distance 1650m, Spreyton - Offset 0m

Result	TAB no.	Horse (Barrier)	1650 to	1600m to	1400m to	1200m to	1000m to	800m to	600m to	400m to	200m to	Total or	Margin
3rd	13	Makes Cents (3)	1600m	1400m	1200m	1000m	800m	600m	400m	200m	WP	Average	
		Position in running (margin)	-	3(1.2)	1(0.0)	2(0.1)	1(0.0)	1(0.0)	1(0.0)	1(0.0)	4(0.8)		0.90
		Sectional time (s)	5.37	11.62	11.96	12.07	11.78	12.02	12.84	12.52	12.40		
		Cumulative time (s)	102.58	97.21	85.59	73.63	61.56	49.78	37.76	24.92	12.40	1:42.58	
		Speed (m/s)	9.31	17.21	16.72	16.57	16.98	16.64	15.58	15.97	16.13	16.09	
		Stride length (m)	4.03	7.38	7.30	7.27	7.41	7.25	6.83	7.01	7.16	7.03	
		Stride duration (s)	0.458	0.429	0.437	0.439	0.437	0.436	0.438	0.439	0.444	0.437	
		Stride efficiency (%)	25.37	85.01	83.36	82.61	85.88	82.09	72.86	76.80	80.09	77.20	
		Stride count	12.41	27.12	27.38	27.51	26.98	27.59	29.29	28.53	27.94	234.75	

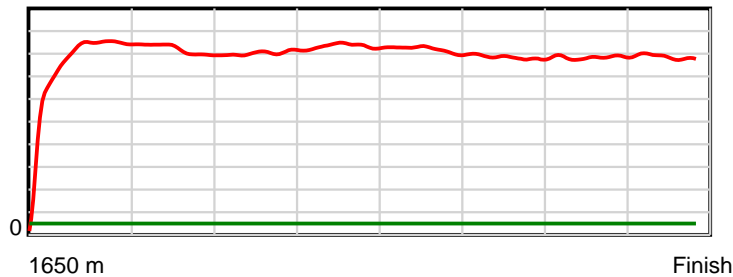
10 m Stride length



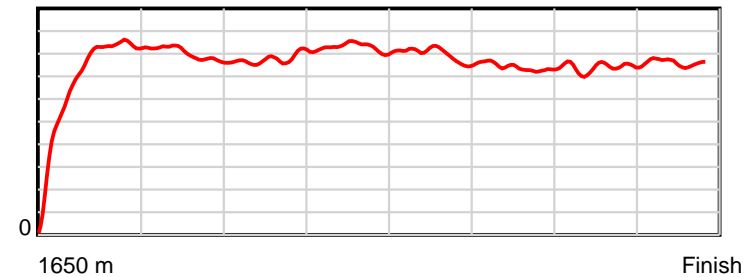
0.6 s Stride duration



20 m/sec Speed



100 % Stride efficiency



Note: Horizontal distance axis grid lines are 200m furlongs.

Disclaimer.

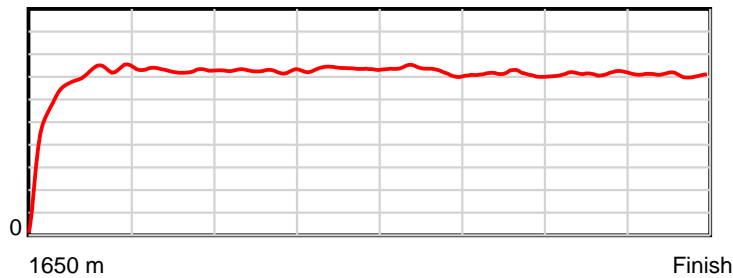
Tasracing Pty Ltd and Thoroughbred Ratings Pty Ltd accepts no responsibility for the completeness or accuracy of any of the information contained herein, and makes no representations about its suitability for any particular purpose. Users should make their own judgements about those matters and/or seek independent advice. You assume all risks associated with use of the data provided on this page.

Race Results

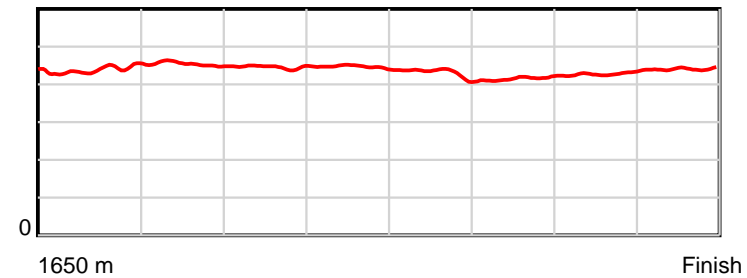
December 26, 2012, Race 6, OPN HCP, Distance 1650m, Spreyton - Offset 0m

Result	TAB no.	Horse (Barrier)	1650 to	1600m to	1400m to	1200m to	1000m to	800m to	600m to	400m to	200m to	Total or	Margin
4th	5	Lightly Spiced (5)	1600m	1400m	1200m	1000m	800m	600m	400m	200m	WP	Average	
		Position in running (margin)	-	2(1.1)	4(2.7)	5(5.8)	5(6.5)	7(7.1)	7(6.4)	6(2.9)	1(0.0)		1.00
		Sectional time (s)	5.59	12.10	12.45	12.20	11.88	11.91	12.26	11.90	12.30		
		Cumulative time (s)	102.60	97.01	84.91	72.46	60.25	48.38	36.47	24.20	12.30	1:42.59	
		Speed (m/s)	8.95	16.53	16.06	16.39	16.84	16.79	16.31	16.81	16.26	16.08	
		Stride length (m)	3.86	7.30	7.28	7.31	7.53	7.24	6.77	7.19	7.16	7.03	
		Stride duration (s)	0.430	0.442	0.454	0.446	0.447	0.431	0.415	0.428	0.441	0.437	
		Stride efficiency (%)	23.32	83.23	82.91	83.56	88.51	81.94	71.72	80.89	80.21	77.31	
		Stride count	12.94	27.40	27.46	27.35	26.57	27.62	29.52	27.80	27.92	234.58	

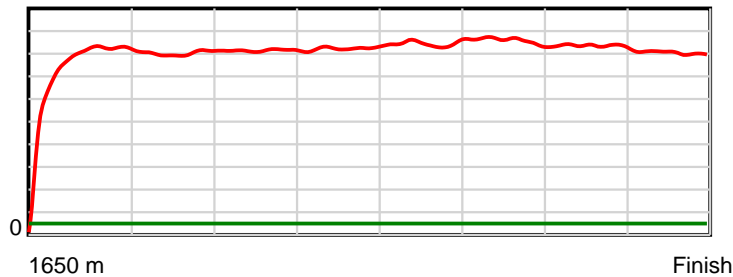
10 m Stride length



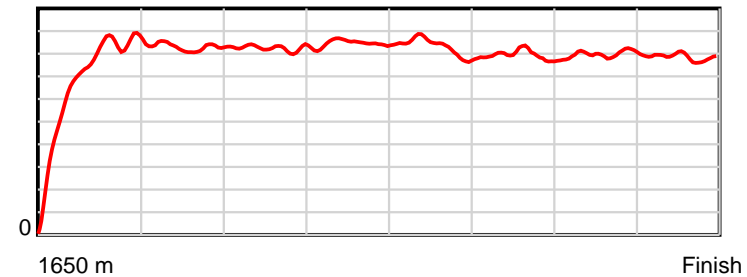
0.6 s Stride duration



20 m/sec Speed



100 % Stride efficiency



Note: Horizontal distance axis grid lines are 200m furlongs.

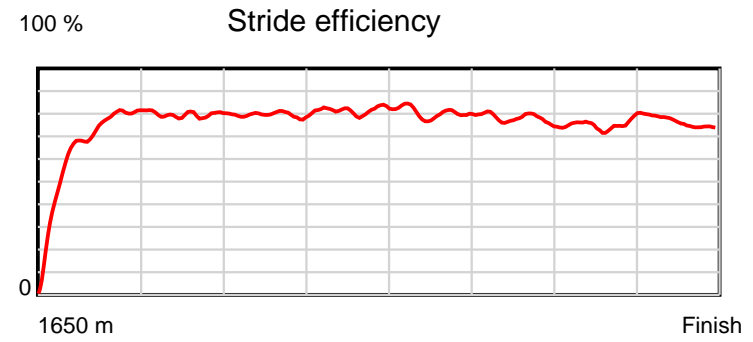
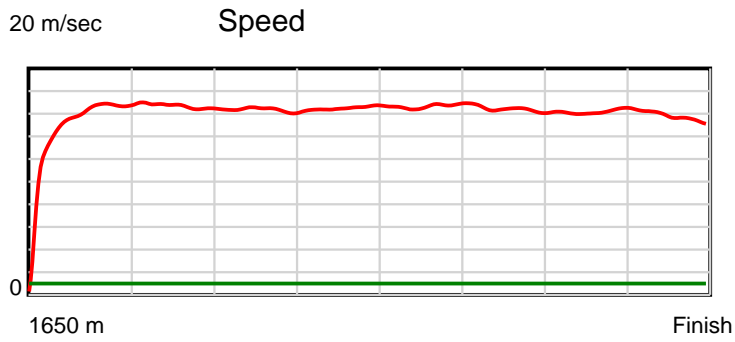
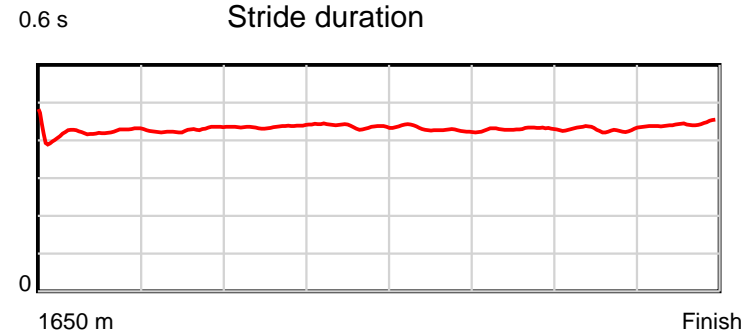
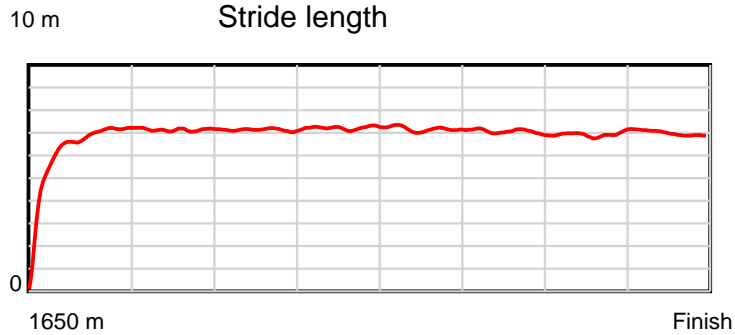
Disclaimer.

Tasracing Pty Ltd and Thoroughbred Ratings Pty Ltd accepts no responsibility for the completeness or accuracy of any of the information contained herein, and makes no representations about its suitability for any particular purpose. Users should make their own judgements about those matters and/or seek independent advice. You assume all risks associated with use of the data provided on this page.

Race Results

December 26, 2012, Race 6, OPN HCP, Distance 1650m, Spreyton - Offset 0m

Result	TAB no.	Horse (Barrier)	1650 to	1600m to	1400m to	1200m to	1000m to	800m to	600m to	400m to	200m to	Total or	Margin
5th	1	Zellarcy (7)	1600m	1400m	1200m	1000m	800m	600m	400m	200m	WP	Average	
		Position in running (margin)	-	1(0.0)	2(0.3)	1(0.0)	2(0.1)	2(1.8)	2(2.2)	3(1.2)	3(0.5)		3.30
		Sectional time (s)	5.45	11.88	11.89	12.10	12.07	12.08	12.68	12.27	12.60		
		Cumulative time (s)	103.03	97.58	85.69	73.81	61.71	49.64	37.55	24.88	12.60	1:43.03	
		Speed (m/s)	9.18	16.84	16.82	16.53	16.57	16.56	15.77	16.30	15.87	16.02	
		Stride length (m)	3.82	7.14	7.19	7.20	7.25	7.12	6.78	6.98	7.04	6.91	
		Stride duration (s)	0.416	0.425	0.427	0.436	0.437	0.430	0.430	0.428	0.444	0.431	
		Stride efficiency (%)	22.77	79.77	80.85	80.93	82.09	79.25	71.84	76.08	77.45	74.52	
		Stride count	13.10	27.99	27.81	27.79	27.59	28.08	29.50	28.66	28.41	238.93	



Note: Horizontal distance axis grid lines are 200m furlongs.

Disclaimer.

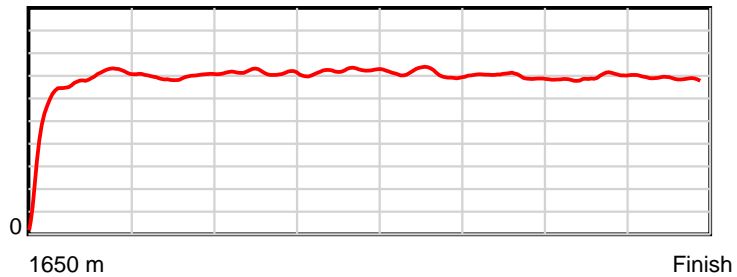
Tasracing Pty Ltd and Thoroughbred Ratings Pty Ltd accepts no responsibility for the completeness or accuracy of any of the information contained herein, and makes no representations about its suitability for any particular purpose. Users should make their own judgements about those matters and/or seek independent advice. You assume all risks associated with use of the data provided on this page.

Race Results

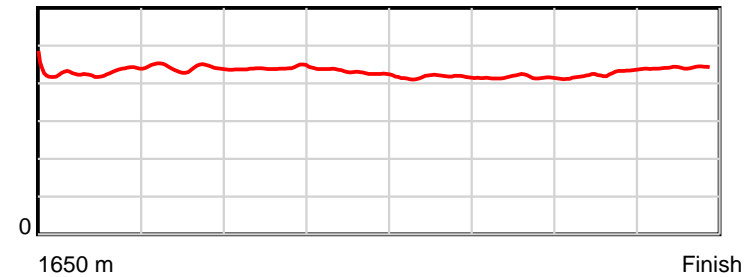
December 26, 2012, Race 6, OPN HCP, Distance 1650m, Spreyton - Offset 0m

Result	TAB no.	Horse (Barrier)	1650 to	1600m to	1400m to	1200m to	1000m to	800m to	600m to	400m to	200m to	Total or	Margin
6th	6	Gee Gee's La Q... (1)	1600m	1400m	1200m	1000m	800m	600m	400m	200m	WP	Average	
		Position in running (margin)	-	11(4.9)	8(5.1)	6(7.1)	6(7.2)	6(7.0)	4(5.2)	7(3.2)	7(2.4)		4.90
		Sectional time (s)	6.31	11.86	12.27	12.11	11.76	11.71	12.52	12.26	12.55		
		Cumulative time (s)	103.33	97.02	85.16	72.89	60.78	49.03	37.31	24.80	12.55	1:43.33	
		Speed (m/s)	7.92	16.86	16.30	16.52	17.01	17.08	15.97	16.31	15.94	15.97	
		Stride length (m)	3.39	7.24	7.21	7.27	7.36	7.13	6.65	6.88	7.03	6.86	
		Stride duration (s)	0.421	0.429	0.442	0.440	0.433	0.417	0.416	0.422	0.441	0.430	
		Stride efficiency (%)	17.94	81.87	81.16	82.52	84.74	79.38	69.10	74.02	77.32	73.58	
		Stride count	14.76	27.63	27.75	27.52	27.16	28.06	30.08	29.06	28.43	240.45	

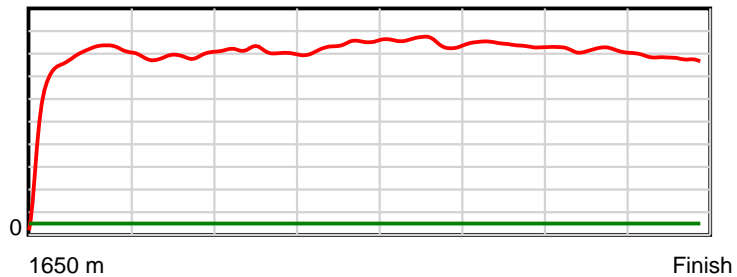
10 m Stride length



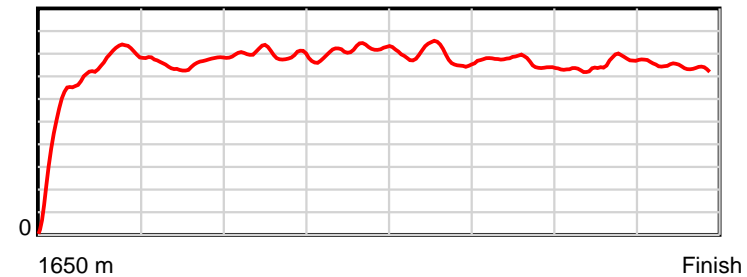
0.6 s Stride duration



20 m/sec Speed



100 % Stride efficiency



Note: Horizontal distance axis grid lines are 200m furlongs.

Disclaimer.

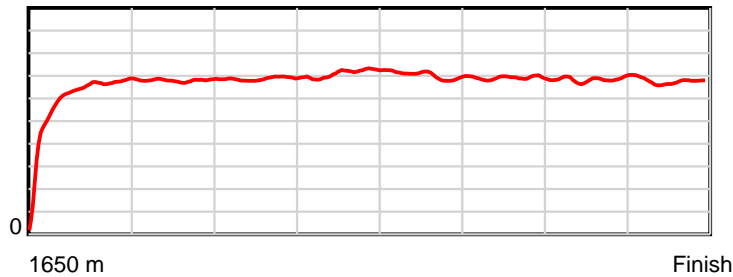
Tasracing Pty Ltd and Thoroughbred Ratings Pty Ltd accepts no responsibility for the completeness or accuracy of any of the information contained herein, and makes no representations about its suitability for any particular purpose. Users should make their own judgements about those matters and/or seek independent advice. You assume all risks associated with use of the data provided on this page.

Race Results

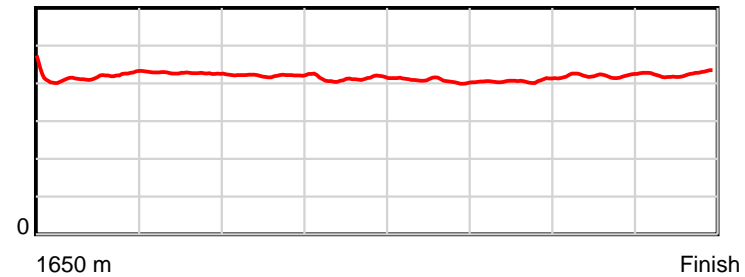
December 26, 2012, Race 6, OPN HCP, Distance 1650m, Spreyton - Offset 0m

Result	TAB no.	Horse (Barrier)	1650 to	1600m to	1400m to	1200m to	1000m to	800m to	600m to	400m to	200m to	Total or	Margin
7th	12	Neil's Gold (6)	1600m	1400m	1200m	1000m	800m	600m	400m	200m	WP	Average	
		Position in running (margin)	-	9(3.7)	11(7.4)	12(12.0)	10(11.3)	9(8.2)	6(5.9)	5(2.4)	5(1.2)		5.00
		Sectional time (s)	6.35	12.45	12.70	11.98	11.26	11.64	12.26	12.18	12.53		
		Cumulative time (s)	103.35	97.00	84.56	71.86	59.88	48.62	36.98	24.72	12.53	1:43.34	
		Speed (m/s)	7.87	16.06	15.75	16.69	17.76	17.18	16.31	16.42	15.96	15.97	
		Stride length (m)	3.56	6.72	6.73	7.02	7.34	7.01	6.62	6.89	6.79	6.69	
		Stride duration (s)	0.428	0.418	0.427	0.421	0.413	0.408	0.406	0.420	0.425	0.419	
		Stride efficiency (%)	19.79	70.63	70.78	77.03	84.22	76.71	68.53	74.18	71.95	70.02	
		Stride count	14.05	29.75	29.72	28.49	27.24	28.54	30.20	29.03	29.47	246.49	

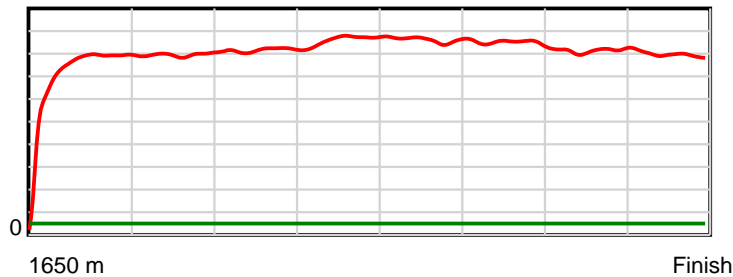
10 m Stride length



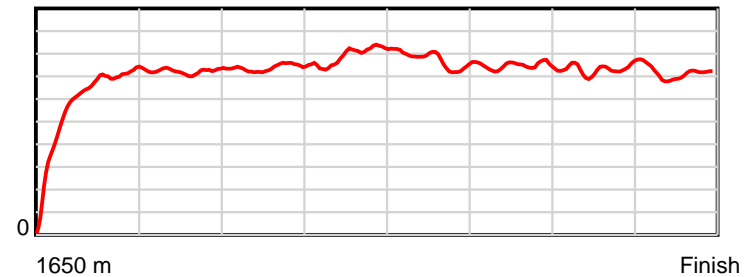
0.6 s Stride duration



20 m/sec Speed



100 % Stride efficiency



Note: Horizontal distance axis grid lines are 200m furlongs.

Disclaimer.

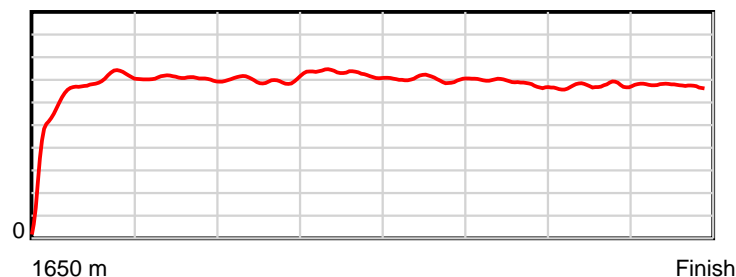
Tasracing Pty Ltd and Thoroughbred Ratings Pty Ltd accepts no responsibility for the completeness or accuracy of any of the information contained herein, and makes no representations about its suitability for any particular purpose. Users should make their own judgements about those matters and/or seek independent advice. You assume all risks associated with use of the data provided on this page.

Race Results

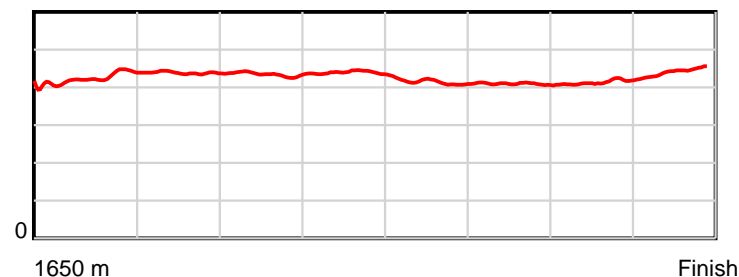
December 26, 2012, Race 6, OPN HCP, Distance 1650m, Spreyton - Offset 0m

Result	TAB no.	Horse (Barrier)	1650 to	1600m to	1400m to	1200m to	1000m to	800m to	600m to	400m to	200m to	Total or	Margin
8th	10	Aslanyon (11)	1600m	1400m	1200m	1000m	800m	600m	400m	200m	WP	Average	
		Position in running (margin)	-	12(5.2)	5(3.9)	3(4.6)	4(5.7)	3(5.4)	5(5.5)	4(2.3)	6(1.2)		5.10
		Sectional time (s)	6.22	11.61	12.07	12.26	11.74	12.03	12.30	12.21	12.92		
		Cumulative time (s)	103.37	97.15	85.54	73.46	61.20	49.46	37.44	25.13	12.92	1:43.37	
		Speed (m/s)	8.04	17.23	16.57	16.31	17.04	16.63	16.26	16.38	15.48	15.96	
		Stride length (m)	3.32	7.38	7.27	7.09	7.48	6.93	6.67	6.74	6.81	6.80	
		Stride duration (s)	0.410	0.428	0.439	0.435	0.439	0.417	0.410	0.412	0.440	0.426	
		Stride efficiency (%)	17.23	85.00	82.57	78.55	87.41	75.02	69.46	71.06	72.50	72.33	
		Stride count	15.06	27.12	27.51	28.21	26.74	28.87	30.00	29.66	29.36	242.53	

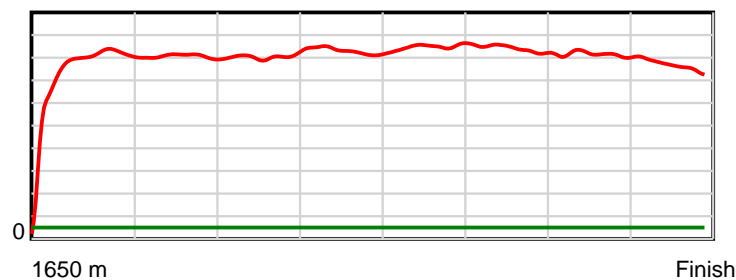
10 m Stride length



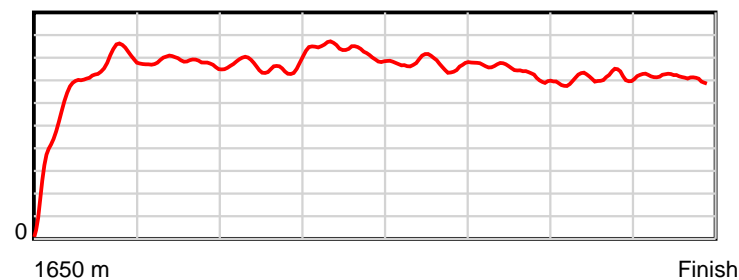
0.6 s Stride duration



20 m/sec Speed



100 % Stride efficiency



Note: Horizontal distance axis grid lines are 200m furlongs.

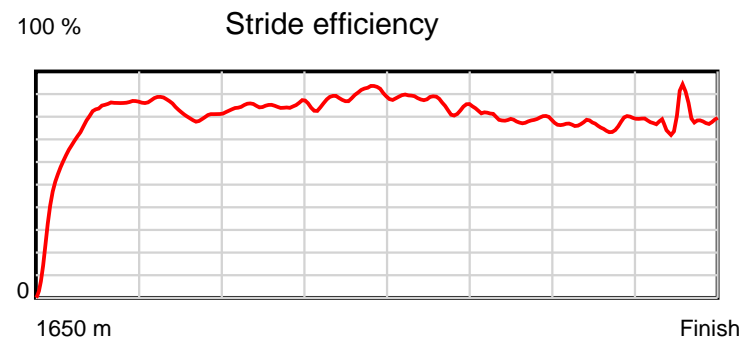
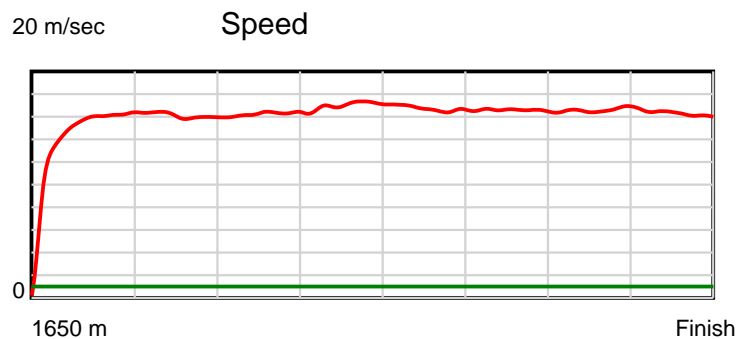
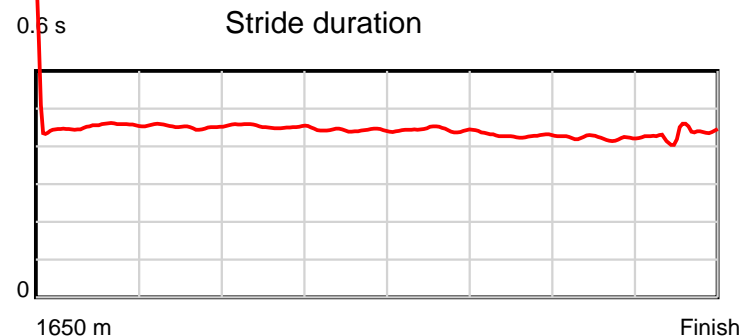
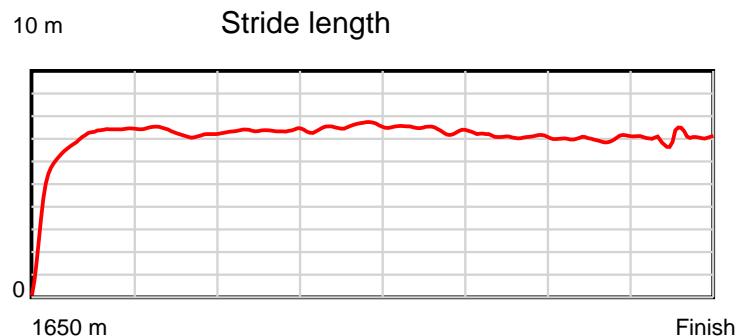
Disclaimer.

Tasracing Pty Ltd and Thoroughbred Ratings Pty Ltd accepts no responsibility for the completeness or accuracy of any of the information contained herein, and makes no representations about its suitability for any particular purpose. Users should make their own judgements about those matters and/or seek independent advice. You assume all risks associated with use of the data provided on this page.

Race Results

December 26, 2012, Race 6, OPN HCP, Distance 1650m, Spreyton - Offset 0m

Result	TAB no.	Horse (Barrier)	1650 to	1600m to	1400m to	1200m to	1000m to	800m to	600m to	400m to	200m to	Total or	Margin
9th	8	Beven Heights (9)	1600m	1400m	1200m	1000m	800m	600m	400m	200m	WP	Average	
		Position in running (margin)	-	6(2.6)	9(5.7)	9(10.2)	11(11.7)	11(10.2)	11(10.6)	11(8.8)	11(7.0)		7.00
		Sectional time (s)	5.95	12.34	12.70	12.34	11.53	12.09	12.53	12.09	12.15		
		Cumulative time (s)	103.73	97.78	85.43	72.74	60.40	48.87	36.77	24.24	12.15	1:43.73	
		Speed (m/s)	8.40	16.21	15.75	16.21	17.35	16.54	15.96	16.54	16.46	15.91	
		Stride length (m)	4.27	7.35	7.12	7.35	7.67	7.35	6.84	6.99	7.04	7.06	
		Stride duration (s)	0.493	0.454	0.452	0.454	0.442	0.444	0.429	0.422	0.428	0.444	
		Stride efficiency (%)	28.43	84.46	79.18	84.42	91.97	84.31	73.10	76.30	77.55	77.84	
		Stride count	11.72	27.20	28.10	27.21	26.07	27.23	29.24	28.62	28.39	233.78	



Note: Horizontal distance axis grid lines are 200m furlongs.

Disclaimer.

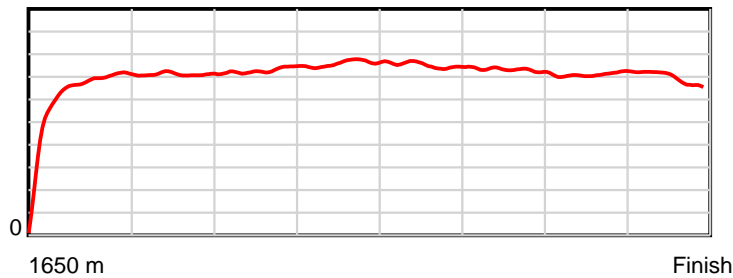
Tasracing Pty Ltd and Thoroughbred Ratings Pty Ltd accepts no responsibility for the completeness or accuracy of any of the information contained herein, and makes no representations about its suitability for any particular purpose. Users should make their own judgements about those matters and/or seek independent advice. You assume all risks associated with use of the data provided on this page.

Race Results

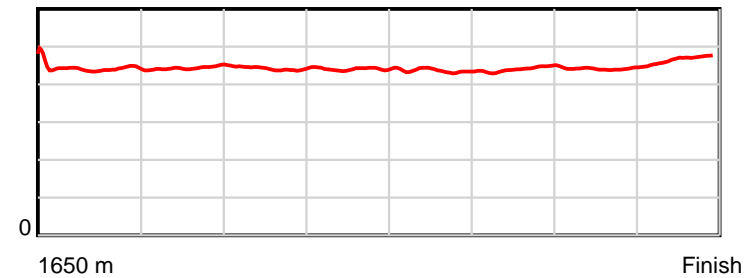
December 26, 2012, Race 6, OPN HCP, Distance 1650m, Spreyton - Offset 0m

Result	TAB no.	Horse (Barrier)	1650 to	1600m to	1400m to	1200m to	1000m to	800m to	600m to	400m to	200m to	Total or	Margin
10th	3	Royal Miswaki (10)	1600m	1400m	1200m	1000m	800m	600m	400m	200m	WP	Average	
		Position in running (margin)	-	8(3.6)	12(8.4)	11(11.4)	9(10.1)	8(7.8)	8(6.4)	8(3.4)	9(3.3)		9.90
		Sectional time (s)	5.98	12.63	12.44	11.87	11.40	11.79	12.34	12.38	13.46		
		Cumulative time (s)	104.29	98.31	85.68	73.23	61.36	49.97	38.17	25.84	13.46	1:44.29	
		Speed (m/s)	8.37	15.84	16.08	16.85	17.54	16.96	16.21	16.16	14.86	15.82	
		Stride length (m)	3.73	6.97	7.13	7.45	7.73	7.40	7.15	7.13	6.94	7.03	
		Stride duration (s)	0.452	0.441	0.443	0.442	0.441	0.436	0.441	0.441	0.467	0.444	
		Stride efficiency (%)	21.73	76.01	79.39	86.66	93.41	85.57	79.82	79.41	75.28	77.19	
		Stride count	13.41	28.68	28.06	26.86	25.87	27.03	27.98	28.06	28.82	234.77	

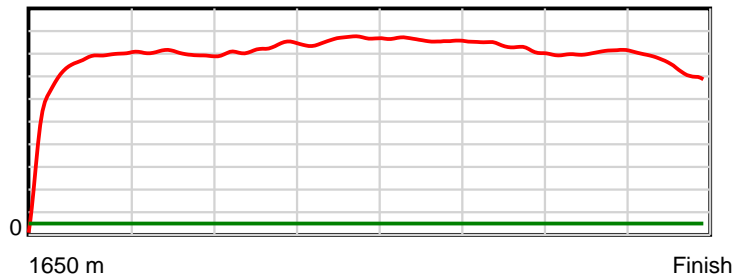
10 m Stride length



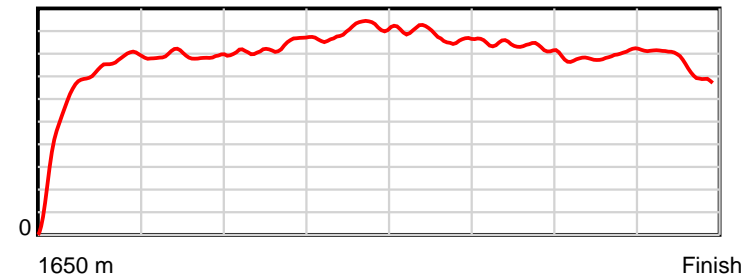
0.6 s Stride duration



20 m/sec Speed



100 % Stride efficiency



Note: Horizontal distance axis grid lines are 200m furlongs.

Disclaimer.

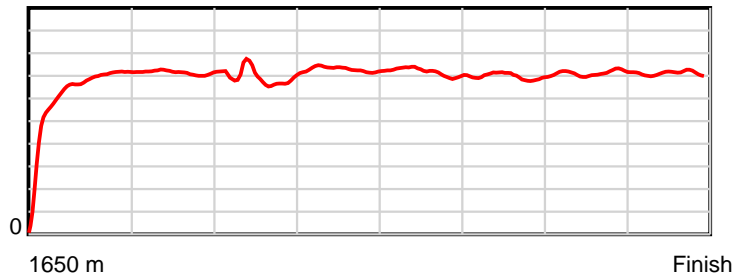
Tasracing Pty Ltd and Thoroughbred Ratings Pty Ltd accepts no responsibility for the completeness or accuracy of any of the information contained herein, and makes no representations about its suitability for any particular purpose. Users should make their own judgements about those matters and/or seek independent advice. You assume all risks associated with use of the data provided on this page.

Race Results

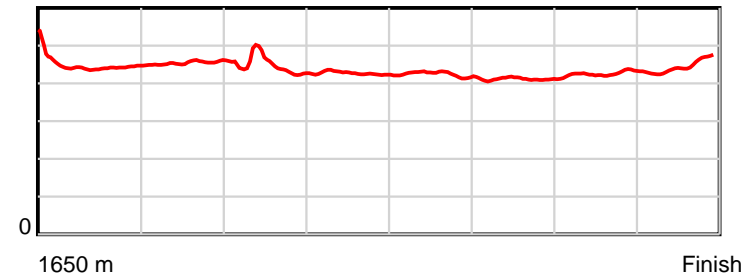
December 26, 2012, Race 6, OPN HCP, Distance 1650m, Spreyton - Offset 0m

Result	TAB no.	Horse (Barrier)	1650 to	1600m to	1400m to	1200m to	1000m to	800m to	600m to	400m to	200m to	Total or	Margin
11th	7	Highland Lassi... (8)	1600m	1400m	1200m	1000m	800m	600m	400m	200m	WP	Average	
		Position in running (margin)	-	10(3.8)	10(7.4)	10(11.3)	12(17.6)	12(15.4)	12(13.9)	12(9.9)	10(6.8)		11.40
		Sectional time (s)	6.69	12.42	12.60	13.14	11.42	11.76	12.18	11.88	12.50		
		Cumulative time (s)	104.58	97.89	85.47	72.87	59.74	48.32	36.56	24.38	12.50	1:44.58	
		Speed (m/s)	7.48	16.10	15.87	15.22	17.51	17.01	16.42	16.84	16.00	15.78	
		Stride length (m)	3.95	7.09	7.22	6.69	7.47	7.21	6.75	7.15	7.16	6.92	
		Stride duration (s)	0.479	0.440	0.455	0.439	0.426	0.424	0.411	0.424	0.448	0.438	
		Stride efficiency (%)	24.35	78.63	81.40	69.93	87.14	81.25	71.10	79.84	80.19	74.76	
		Stride count	12.67	28.20	27.71	29.90	26.78	27.74	29.65	27.98	27.92	238.55	

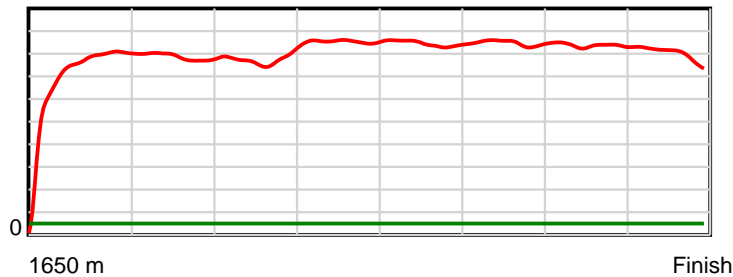
10 m Stride length



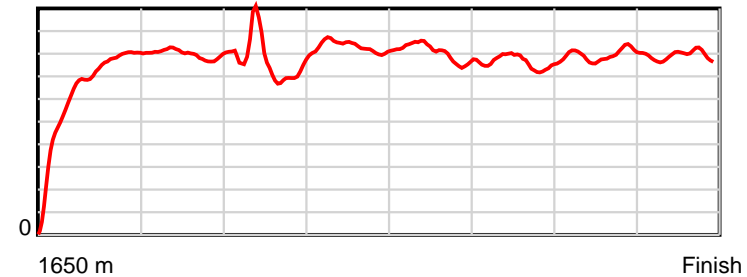
0.6 s Stride duration



20 m/sec Speed



100 % Stride efficiency



Note: Horizontal distance axis grid lines are 200m furlongs.

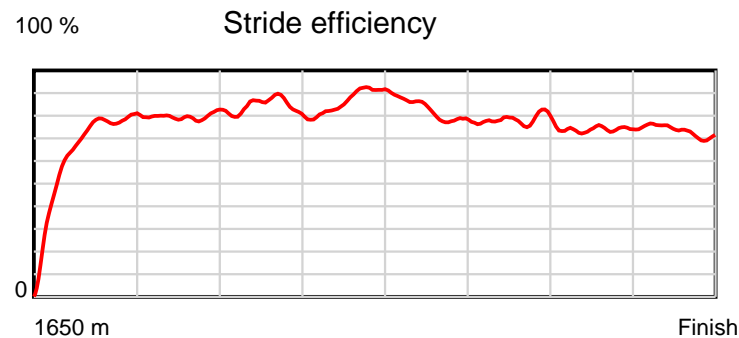
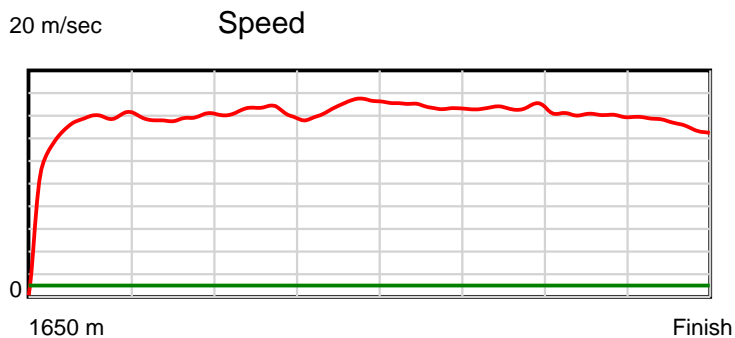
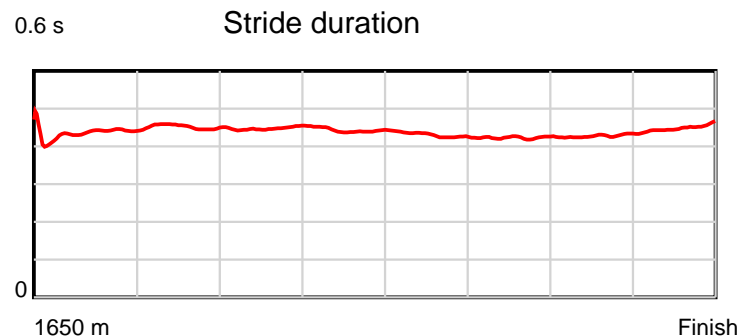
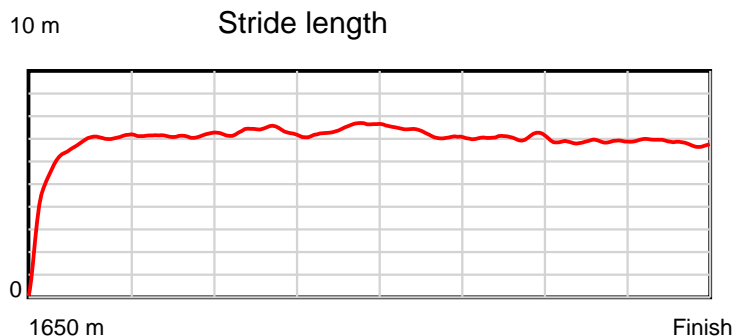
Disclaimer.

Tasracing Pty Ltd and Thoroughbred Ratings Pty Ltd accepts no responsibility for the completeness or accuracy of any of the information contained herein, and makes no representations about its suitability for any particular purpose. Users should make their own judgements about those matters and/or seek independent advice. You assume all risks associated with use of the data provided on this page.

Race Results

December 26, 2012, Race 6, OPN HCP, Distance 1650m, Spreyton - Offset 0m

Result	TAB no.	Horse (Barrier)	1650 to	1600m to	1400m to	1200m to	1000m to	800m to	600m to	400m to	200m to	Total or	Margin
12th	9	Key of the Nil... (12)	1600m	1400m	1200m	1000m	800m	600m	400m	200m	WP	Average	
		Position in running (margin)	-	5(1.4)	6(4.9)	7(7.6)	8(9.1)	10(8.6)	10(9.1)	10(6.9)	12(8.1)		13.70
		Sectional time (s)	5.84	12.41	12.39	12.34	11.69	12.11	12.47	12.60	13.18		
		Cumulative time (s)	105.03	99.19	86.78	74.39	62.05	50.35	38.25	25.77	13.18	1:45.03	
		Speed (m/s)	8.57	16.12	16.14	16.21	17.11	16.52	16.04	15.87	15.17	15.71	
		Stride length (m)	3.75	7.07	7.30	7.25	7.57	7.11	6.78	6.79	6.85	6.89	
		Stride duration (s)	0.422	0.439	0.452	0.448	0.443	0.430	0.423	0.428	0.451	0.439	
		Stride efficiency (%)	21.93	78.06	83.22	82.18	89.66	78.94	71.90	72.09	73.28	74.27	
		Stride count	13.35	28.30	27.41	27.58	26.40	28.14	29.49	29.45	29.21	239.33	



Note: Horizontal distance axis grid lines are 200m furlongs.

Disclaimer.

Tasracing Pty Ltd and Thoroughbred Ratings Pty Ltd accepts no responsibility for the completeness or accuracy of any of the information contained herein, and makes no representations about its suitability for any particular purpose. Users should make their own judgements about those matters and/or seek independent advice. You assume all risks associated with use of the data provided on this page.