



Race Results

Tasmanian Turf Club, Launceston, January 02, 2013

Compilation date: January 3, 2013, 10:54:42 AM (EST)

Copyright © 2013 Tasracing Pty Ltd. All rights reserved.

Trademarks.

StrideMASTER is a registered trademark of Thoroughbred Ratings Pty Ltd.

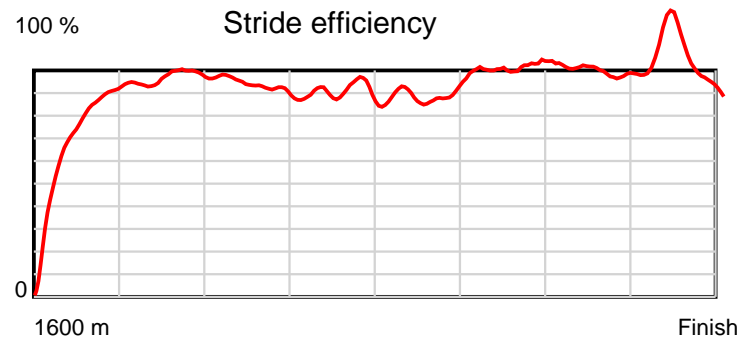
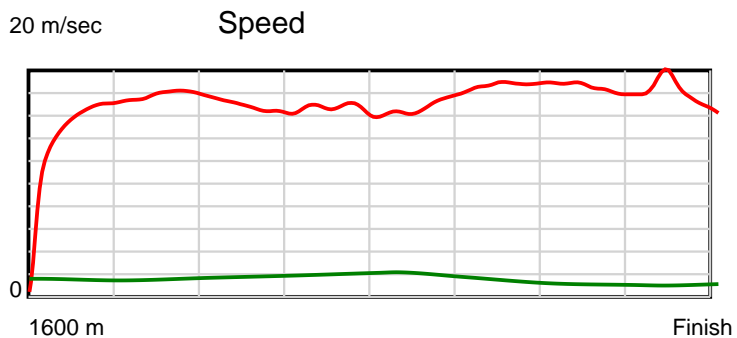
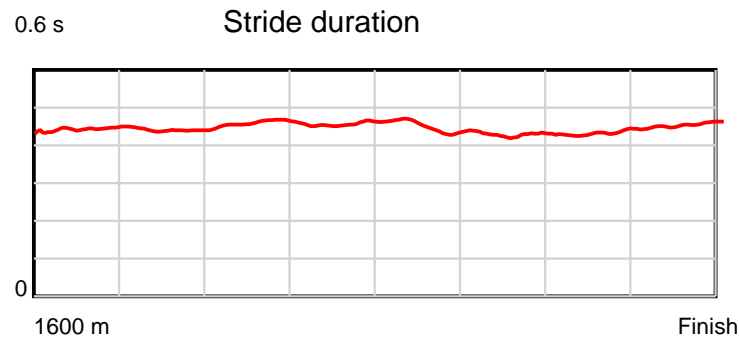
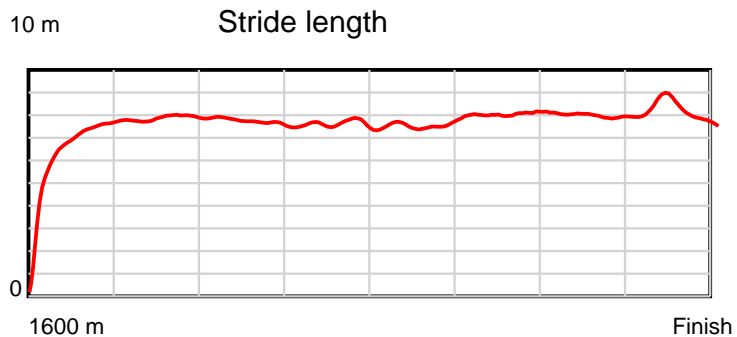
Disclaimer.

Tasracing Pty Ltd and Thoroughbred Ratings Pty Ltd accepts no responsibility for the completeness or accuracy of any of the information contained herein, and makes no representations about its suitability for any particular purpose. Users should make their own judgements about those matters and/or seek independent advice. You assume all risks associated with use of the data provided on this page.

Race Results

January 02, 2013, Race 7, TAS GUINEAS, Distance 1600m, Mowbray - Offset 4m

Result	TAB no.	Horse (Barrier)	1600 to	1400m to	1200m to	1000m to	800m to	600m to	400m to	200m to	Total or	Margin
2nd	1	Kenjorwood (8)	1400m	1200m	1000m	800m	600m	400m	200m	WP	Average	
		Position in running (margin)	-	10(6.6)	11(6.8)	10(7.7)	9(8.1)	10(8.3)	6(2.5)	1(0.0)		0.80
		Sectional time (s)	14.56	11.03	11.87	12.49	12.43	10.56	11.37	11.61		
		Cumulative time (s)	95.92	81.36	70.33	58.46	45.97	33.53	22.98	11.61	1:35.92	
		Speed (m/s)	13.73	18.13	16.85	16.01	16.09	18.94	17.59	17.23	16.68	
		Stride length (m)	6.08	7.99	7.73	7.31	7.24	8.09	7.61	7.85	7.43	
		Stride duration (s)	0.439	0.441	0.459	0.457	0.450	0.427	0.433	0.456	0.446	
		Stride efficiency (%)	57.84	99.85	93.38	83.51	81.86	102.36	90.45	96.26	86.36	
		Stride count	32.87	25.02	25.87	27.36	27.63	24.71	26.29	25.48	215.23	



Note: Horizontal distance axis grid lines are 200m furlongs.

Disclaimer.

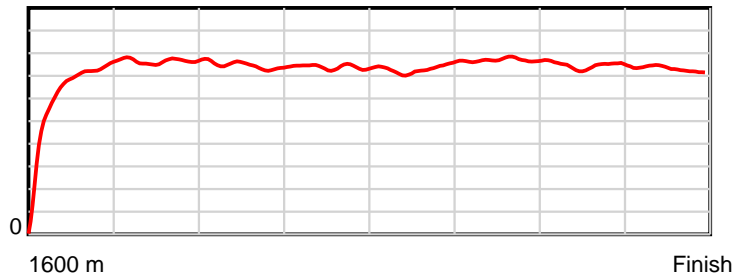
Tasracing Pty Ltd and Thoroughbred Ratings Pty Ltd accepts no responsibility for the completeness or accuracy of any of the information contained herein, and makes no representations about its suitability for any particular purpose. Users should make their own judgements about those matters and/or seek independent advice. You assume all risks associated with use of the data provided on this page.

Race Results

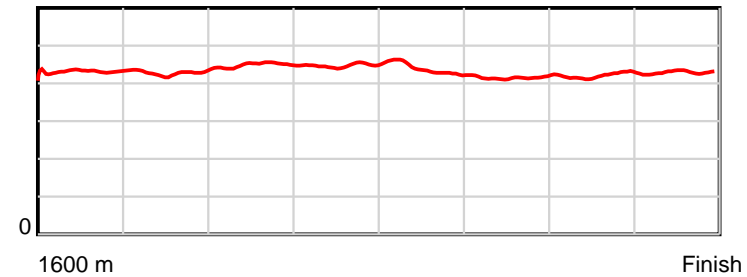
January 02, 2013, Race 7, TAS GUINEAS, Distance 1600m, Mowbray - Offset 4m

Result	TAB no.	Horse (Barrier)	1600 to	1400m to	1200m to	1000m to	800m to	600m to	400m to	200m to	Total or	Margin
3rd	5	What Life Brin... (10)	1400m	1200m	1000m	800m	600m	400m	200m	WP	Average	
		Position in running (margin)	-	9(5.6)	10(5.8)	9(7.4)	10(8.4)	9(8.3)	7(3.2)	2(0.5)		0.90
		Sectional time (s)	14.23	11.04	11.97	12.59	12.37	10.67	11.34	11.73		
		Cumulative time (s)	95.94	81.71	70.68	58.71	46.11	33.74	23.07	11.73	1:35.94	
		Speed (m/s)	14.05	18.12	16.71	15.89	16.17	18.74	17.64	17.05	16.68	
		Stride length (m)	5.91	7.75	7.49	7.09	7.10	7.78	7.42	7.32	7.18	
		Stride duration (s)	0.424	0.428	0.448	0.447	0.439	0.415	0.421	0.429	0.431	
		Stride efficiency (%)	54.66	93.87	87.57	78.64	78.68	94.48	85.99	83.80	80.65	
		Stride count	33.82	25.80	26.72	28.19	28.19	25.72	26.96	27.31	222.71	

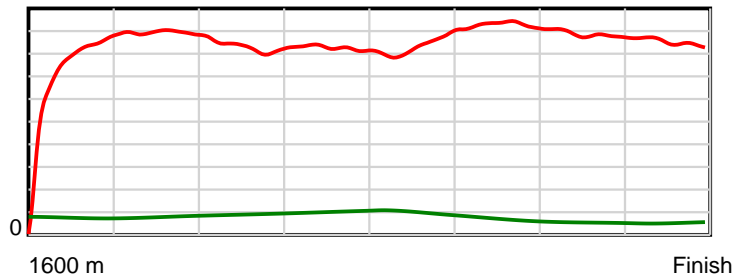
10 m Stride length



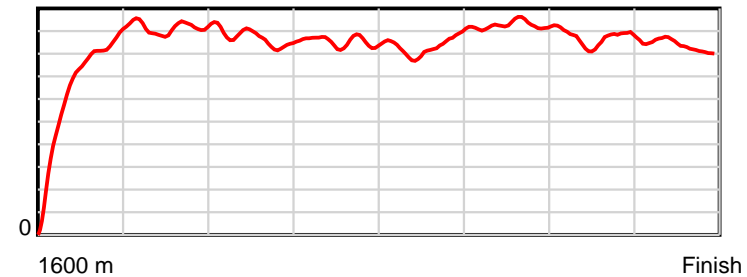
0.6 s Stride duration



20 m/sec Speed



100 % Stride efficiency



Note: Horizontal distance axis grid lines are 200m furlongs.

Disclaimer.

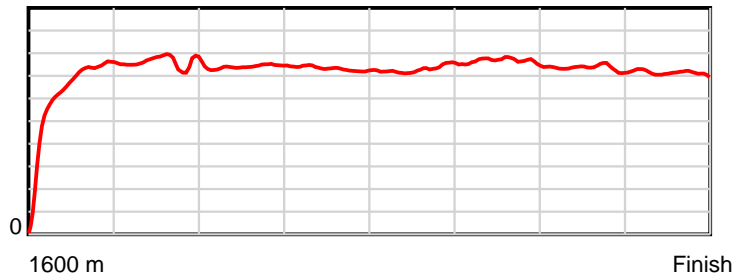
Tasracing Pty Ltd and Thoroughbred Ratings Pty Ltd accepts no responsibility for the completeness or accuracy of any of the information contained herein, and makes no representations about its suitability for any particular purpose. Users should make their own judgements about those matters and/or seek independent advice. You assume all risks associated with use of the data provided on this page.

Race Results

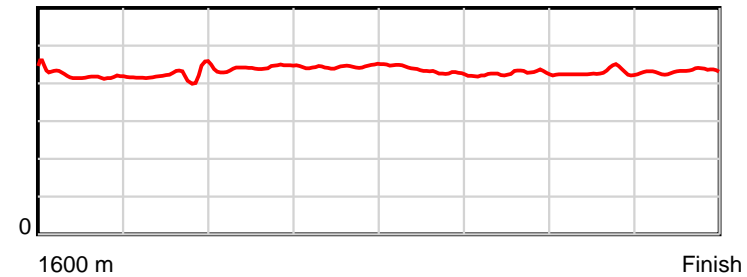
January 02, 2013, Race 7, TAS GUINEAS, Distance 1600m, Mowbray - Offset 4m

Result	TAB no.	Horse (Barrier)	1600 to	1400m to	1200m to	1000m to	800m to	600m to	400m to	200m to	Total or	Margin
4th	11	Arenzano (4)	1400m	1200m	1000m	800m	600m	400m	200m	WP	Average	
		Position in running (margin)	-	4(2.9)	4(2.3)	5(3.3)	5(4.7)	5(4.5)	4(1.7)	5(2.4)		4.70
		Sectional time (s)	13.87	10.91	11.88	12.65	12.36	11.06	11.92	11.98		
		Cumulative time (s)	96.63	82.76	71.85	59.97	47.32	34.96	23.91	11.98	1:36.62	
		Speed (m/s)	14.42	18.33	16.84	15.81	16.18	18.08	16.78	16.69	16.56	
		Stride length (m)	6.13	7.64	7.41	7.02	7.00	7.67	7.18	7.20	7.13	
		Stride duration (s)	0.428	0.417	0.440	0.444	0.433	0.424	0.428	0.431	0.430	
		Stride efficiency (%)	58.68	91.27	85.81	77.07	76.64	91.94	80.56	80.98	79.34	
		Stride count	32.64	26.17	26.99	28.48	28.56	26.07	27.86	27.78	224.55	

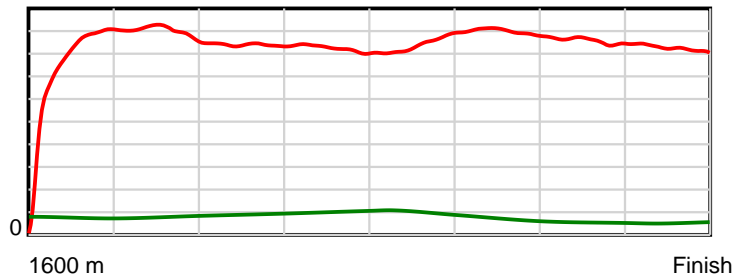
10 m Stride length



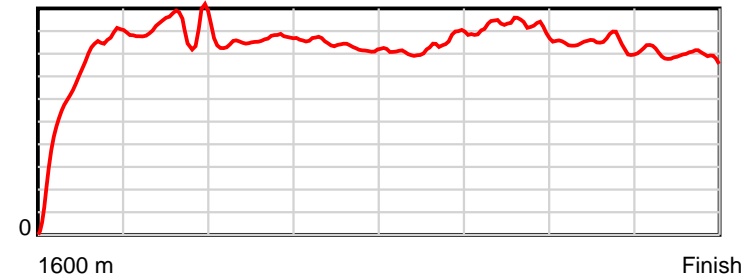
0.6 s Stride duration



20 m/sec Speed



100 % Stride efficiency



Note: Horizontal distance axis grid lines are 200m furlongs.

Disclaimer.

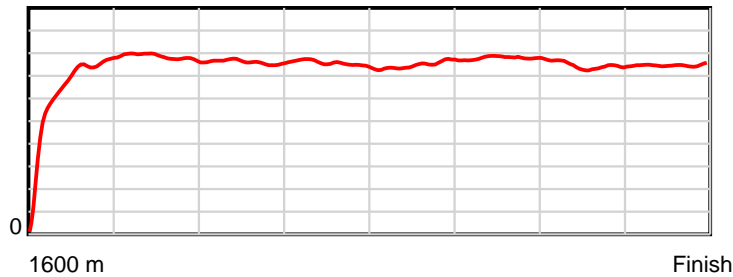
Tasracing Pty Ltd and Thoroughbred Ratings Pty Ltd accepts no responsibility for the completeness or accuracy of any of the information contained herein, and makes no representations about its suitability for any particular purpose. Users should make their own judgements about those matters and/or seek independent advice. You assume all risks associated with use of the data provided on this page.

Race Results

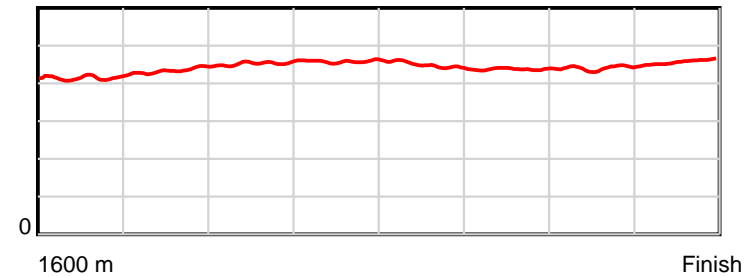
January 02, 2013, Race 7, TAS GUINEAS, Distance 1600m, Mowbray - Offset 4m

Result	TAB no.	Horse (Barrier)	1600 to	1400m to	1200m to	1000m to	800m to	600m to	400m to	200m to	Total or	Margin
5th	4	Just Forget It (6)	1400m	1200m	1000m	800m	600m	400m	200m	WP	Average	
		Position in running (margin)	-	3(2.3)	3(1.2)	4(2.4)	3(2.6)	4(3.3)	3(0.7)	3(1.6)		5.00
		Sectional time (s)	13.72	10.81	11.91	12.46	12.51	11.08	11.96	12.25		
		Cumulative time (s)	96.69	82.97	72.17	60.26	47.79	35.28	24.20	12.25	1:36.69	
		Speed (m/s)	14.58	18.50	16.79	16.05	15.99	18.05	16.72	16.33	16.55	
		Stride length (m)	5.95	8.02	7.60	7.36	7.16	7.90	7.36	7.49	7.30	
		Stride duration (s)	0.412	0.433	0.453	0.459	0.448	0.437	0.440	0.458	0.441	
		Stride efficiency (%)	55.41	100.47	90.22	84.63	80.16	97.43	84.73	87.57	83.29	
		Stride count	33.59	24.94	26.32	27.18	27.92	25.33	27.16	26.72	219.16	

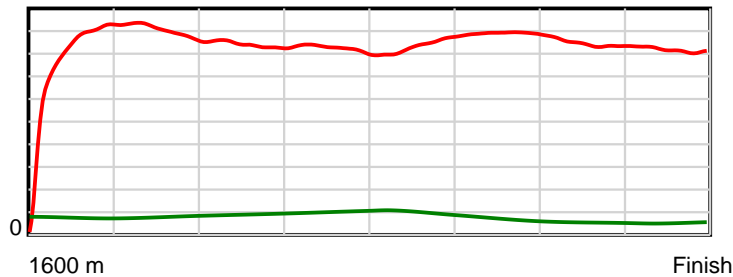
10 m Stride length



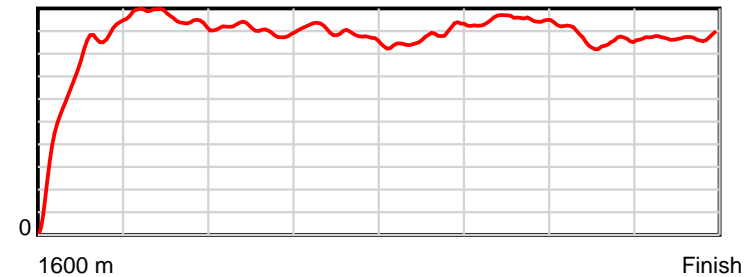
0.6 s Stride duration



20 m/sec Speed



100 % Stride efficiency



Note: Horizontal distance axis grid lines are 200m furlongs.

Disclaimer.

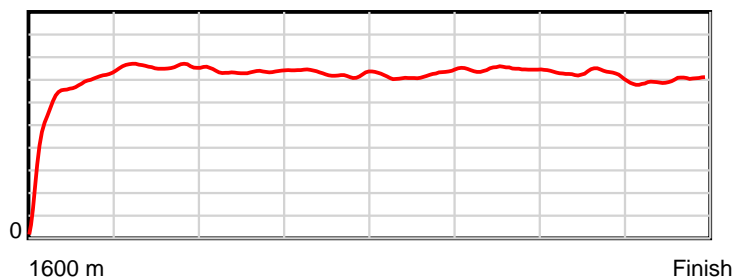
Tasracing Pty Ltd and Thoroughbred Ratings Pty Ltd accepts no responsibility for the completeness or accuracy of any of the information contained herein, and makes no representations about its suitability for any particular purpose. Users should make their own judgements about those matters and/or seek independent advice. You assume all risks associated with use of the data provided on this page.

Race Results

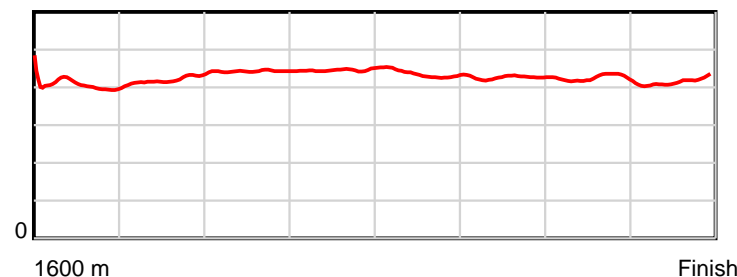
January 02, 2013, Race 7, TAS GUINEAS, Distance 1600m, Mowbray - Offset 4m

Result	TAB no.	Horse (Barrier)	1600 to	1400m to	1200m to	1000m to	800m to	600m to	400m to	200m to	Total or	Margin
6th	13	Settler's Joy (7)	1400m	1200m	1000m	800m	600m	400m	200m	WP	Average	
		Position in running (margin)	-	6(4.0)	7(3.3)	7(4.7)	7(6.9)	7(7.4)	10(5.4)	10(5.2)		6.80
		Sectional time (s)	14.11	10.88	11.95	12.79	12.47	11.20	11.75	11.87		
		Cumulative time (s)	97.02	82.91	72.03	60.08	47.28	34.82	23.62	11.87	1:37.01	
		Speed (m/s)	14.18	18.38	16.74	15.64	16.04	17.86	17.02	16.85	16.49	
		Stride length (m)	5.85	7.69	7.40	6.96	7.00	7.59	7.23	7.03	7.05	
		Stride duration (s)	0.412	0.418	0.442	0.445	0.436	0.425	0.425	0.417	0.427	
		Stride efficiency (%)	53.39	92.52	85.60	75.79	76.61	89.99	81.77	77.12	77.65	
		Stride count	34.21	25.99	27.02	28.72	28.56	26.36	27.65	28.47	226.98	

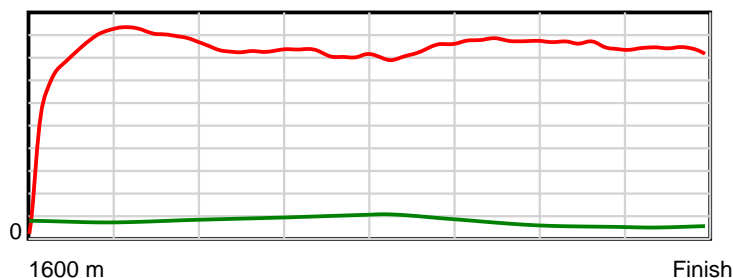
10 m Stride length



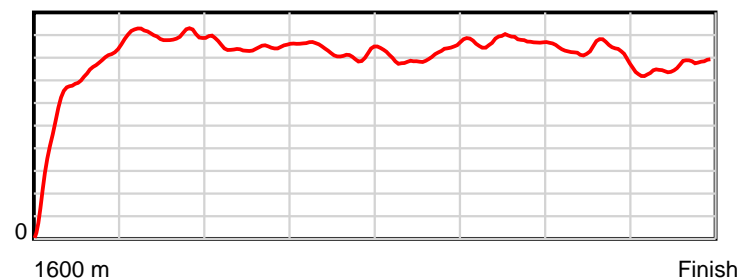
0.6 s Stride duration



20 m/sec Speed



100 % Stride efficiency



Note: Horizontal distance axis grid lines are 200m furlongs.

Disclaimer.

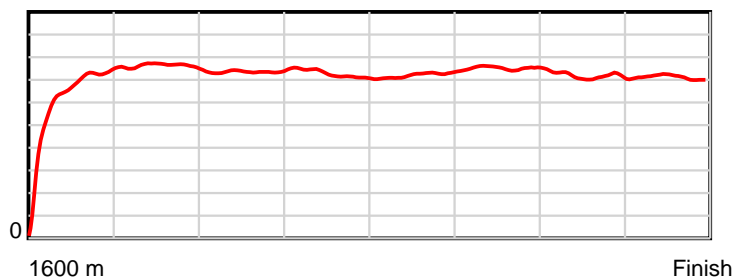
Tasracing Pty Ltd and Thoroughbred Ratings Pty Ltd accepts no responsibility for the completeness or accuracy of any of the information contained herein, and makes no representations about its suitability for any particular purpose. Users should make their own judgements about those matters and/or seek independent advice. You assume all risks associated with use of the data provided on this page.

Race Results

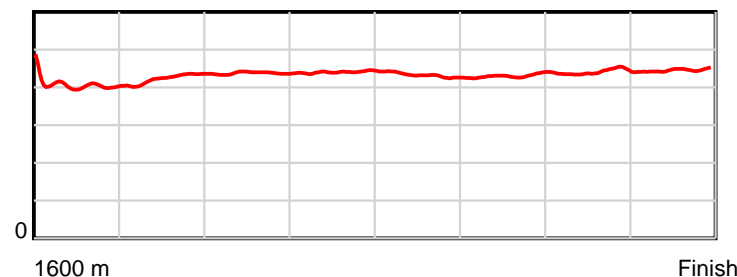
January 02, 2013, Race 7, TAS GUINEAS, Distance 1600m, Mowbray - Offset 4m

Result	TAB no.	Horse (Barrier)	1600 to	1400m to	1200m to	1000m to	800m to	600m to	400m to	200m to	Total or	Margin
7th	12	Abdaan (5)	1400m	1200m	1000m	800m	600m	400m	200m	WP	Average	
		Position in running (margin)	-	2(1.3)	2(0.7)	3(1.7)	4(3.1)	3(3.2)	5(1.8)	7(3.6)		8.30
		Sectional time (s)	13.64	10.90	11.88	12.66	12.40	11.29	12.09	12.42		
		Cumulative time (s)	97.29	83.65	72.75	60.87	48.20	35.80	24.51	12.42	1:37.29	
		Speed (m/s)	14.66	18.35	16.84	15.80	16.13	17.71	16.54	16.10	16.44	
		Stride length (m)	6.06	7.75	7.36	6.95	6.97	7.63	7.29	7.19	7.11	
		Stride duration (s)	0.413	0.423	0.437	0.440	0.432	0.431	0.441	0.446	0.433	
		Stride efficiency (%)	57.36	93.92	84.68	75.54	75.94	91.03	83.05	80.80	79.10	
		Stride count	33.01	25.80	27.17	28.77	28.69	26.20	27.43	27.81	224.88	

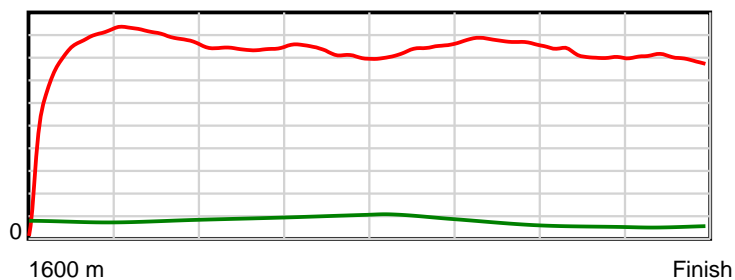
10 m Stride length



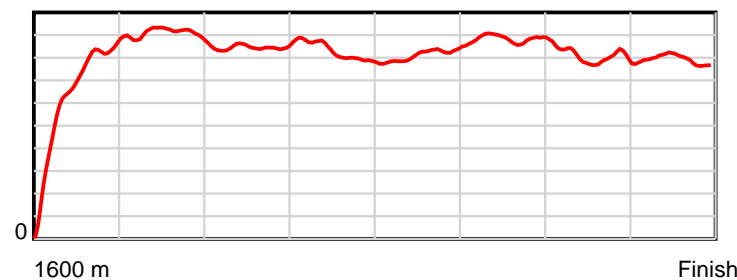
0.6 s Stride duration



20 m/sec Speed



100 % Stride efficiency



Note: Horizontal distance axis grid lines are 200m furlongs.

Disclaimer.

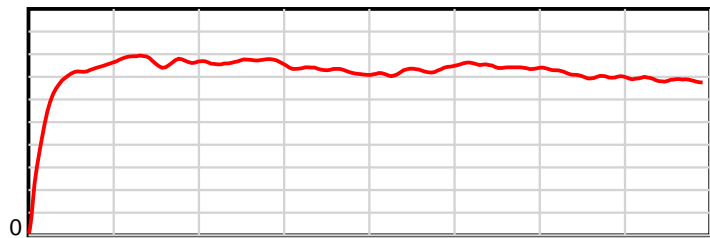
Tasracing Pty Ltd and Thoroughbred Ratings Pty Ltd accepts no responsibility for the completeness or accuracy of any of the information contained herein, and makes no representations about its suitability for any particular purpose. Users should make their own judgements about those matters and/or seek independent advice. You assume all risks associated with use of the data provided on this page.

Race Results

January 02, 2013, Race 7, TAS GUINEAS, Distance 1600m, Mowbray - Offset 4m

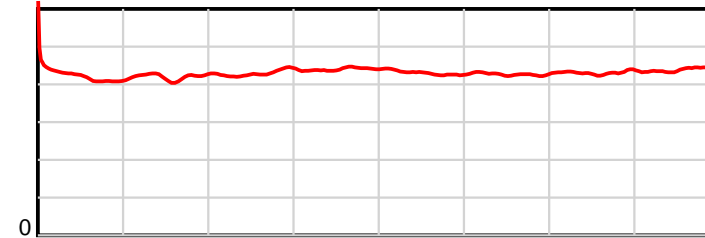
Result	TAB no.	Horse (Barrier)	1600 to	1400m to	1200m to	1000m to	800m to	600m to	400m to	200m to	Total or	Margin
8th	9	Minute Repeate... (12)	1400m	1200m	1000m	800m	600m	400m	200m	WP	Average	
		Position in running (margin)	-	7(4.7)	5(3.1)	1(0.0)	2(1.0)	2(0.9)	2(0.1)	6(3.2)		9.60
		Sectional time (s)	14.30	10.73	11.20	12.59	12.39	11.39	12.31	12.65		
		Cumulative time (s)	97.54	83.24	72.51	61.31	48.73	36.34	24.95	12.65	1:37.54	
		Speed (m/s)	13.99	18.64	17.86	15.89	16.14	17.56	16.25	15.81	16.40	
		Stride length (m)	5.98	7.82	7.67	6.99	6.96	7.49	7.00	6.95	7.06	
		Stride duration (s)	0.422	0.419	0.429	0.440	0.431	0.426	0.431	0.440	0.431	
		Stride efficiency (%)	55.88	95.44	91.85	76.34	75.60	87.64	76.53	75.52	77.94	
		Stride count	33.45	25.59	26.09	28.62	28.75	26.71	28.58	28.77	226.56	

10 m Stride length



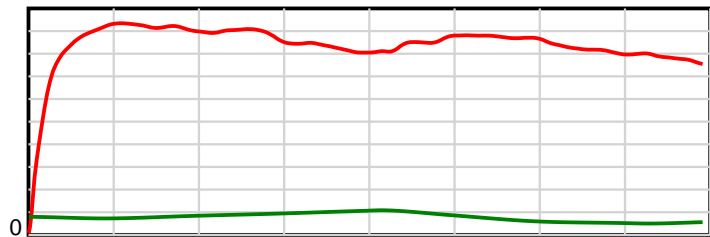
1600 m Finish

0.6 s Stride duration



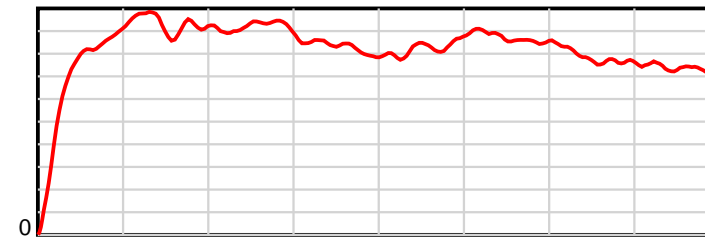
1600 m Finish

20 m/sec Speed



1600 m Finish

100 % Stride efficiency



1600 m Finish

Note: Horizontal distance axis grid lines are 200m furlongs.

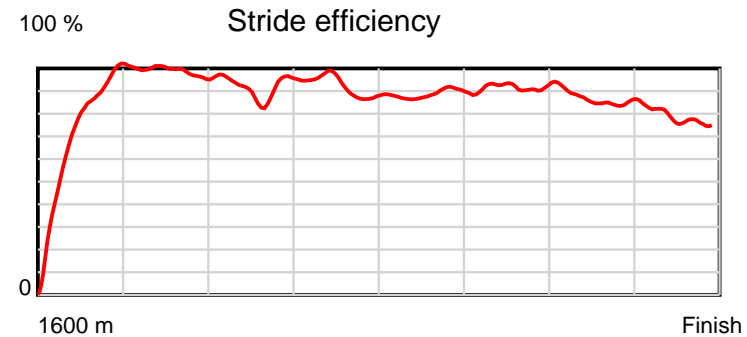
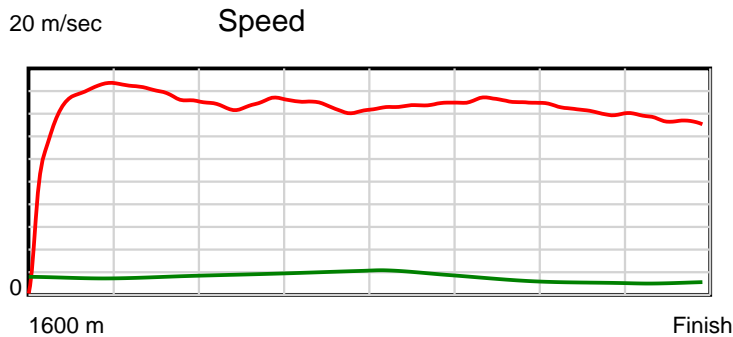
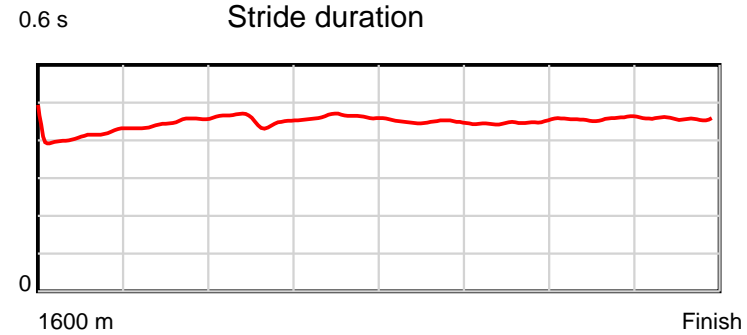
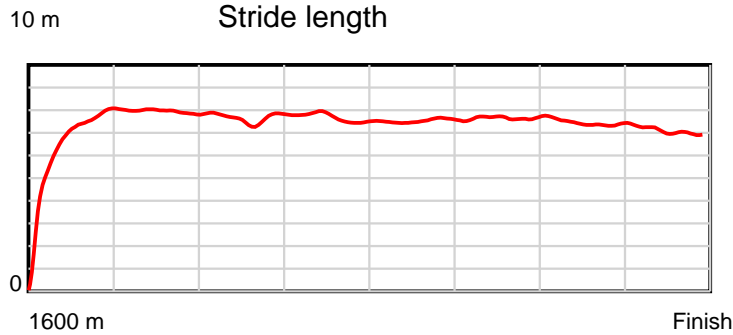
Disclaimer.

Tasracing Pty Ltd and Thoroughbred Ratings Pty Ltd accepts no responsibility for the completeness or accuracy of any of the information contained herein, and makes no representations about its suitability for any particular purpose. Users should make their own judgements about those matters and/or seek independent advice. You assume all risks associated with use of the data provided on this page.

Race Results

January 02, 2013, Race 7, TAS GUINEAS, Distance 1600m, Mowbray - Offset 4m

Result	TAB no.	Horse (Barrier)	1600 to	1400m to	1200m to	1000m to	800m to	600m to	400m to	200m to	Total or	Margin
9th	6	Ollie's Gold (9)	1400m	1200m	1000m	800m	600m	400m	200m	WP	Average	
		Position in running (margin)	-	1(0.0)	1(0.0)	2(0.1)	1(0.0)	1(0.0)	1(0.0)	4(2.3)		9.80
		Sectional time (s)	13.53	10.99	11.74	12.40	12.39	11.52	12.19	12.81		
		Cumulative time (s)	97.57	84.04	73.04	61.31	48.90	36.51	24.99	12.81	1:37.56	
		Speed (m/s)	14.78	18.20	17.04	16.13	16.14	17.36	16.41	15.61	16.40	
		Stride length (m)	6.09	8.08	7.76	7.44	7.27	7.74	7.51	7.15	7.33	
		Stride duration (s)	0.409	0.444	0.455	0.462	0.450	0.446	0.457	0.458	0.447	
		Stride efficiency (%)	58.01	102.11	94.05	86.58	82.49	93.66	88.07	79.93	84.04	
		Stride count	32.83	24.74	25.78	26.87	27.53	25.83	26.64	27.96	218.18	



Note: Horizontal distance axis grid lines are 200m furlongs.

Disclaimer.

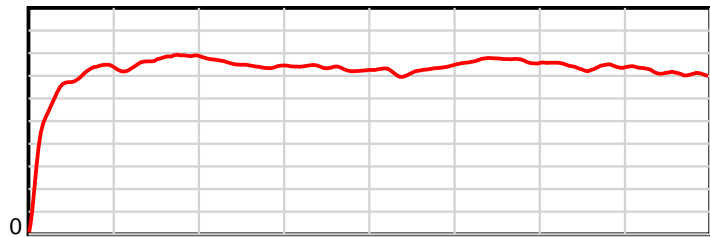
Tasracing Pty Ltd and Thoroughbred Ratings Pty Ltd accepts no responsibility for the completeness or accuracy of any of the information contained herein, and makes no representations about its suitability for any particular purpose. Users should make their own judgements about those matters and/or seek independent advice. You assume all risks associated with use of the data provided on this page.

Race Results

January 02, 2013, Race 7, TAS GUINEAS, Distance 1600m, Mowbray - Offset 4m

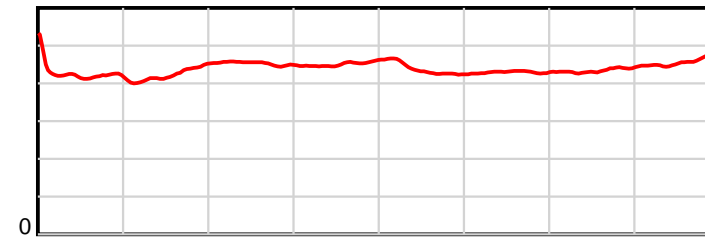
Result	TAB no.	Horse (Barrier)	1600 to	1400m to	1200m to	1000m to	800m to	600m to	400m to	200m to	Total or	Margin
10th	3	Keep the Cash (2)	1400m	1200m	1000m	800m	600m	400m	200m	WP	Average	
		Position in running (margin)	-	5(3.7)	6(3.3)	6(4.6)	6(6.2)	6(6.1)	8(3.6)	8(3.9)		10.80
		Sectional time (s)	14.10	10.92	11.94	12.70	12.37	11.11	11.84	12.77		
		Cumulative time (s)	97.76	83.66	72.74	60.80	48.10	35.73	24.62	12.77	1:37.76	
		Speed (m/s)	14.18	18.32	16.75	15.75	16.17	18.00	16.89	15.66	16.37	
		Stride length (m)	6.19	7.72	7.59	7.10	7.06	7.74	7.34	7.19	7.21	
		Stride duration (s)	0.434	0.421	0.453	0.451	0.437	0.430	0.435	0.459	0.440	
		Stride efficiency (%)	59.80	93.07	90.00	78.85	77.98	93.60	84.15	80.74	81.19	
		Stride count	32.33	25.91	26.35	28.16	28.31	25.84	27.25	27.82	221.97	

10 m Stride length



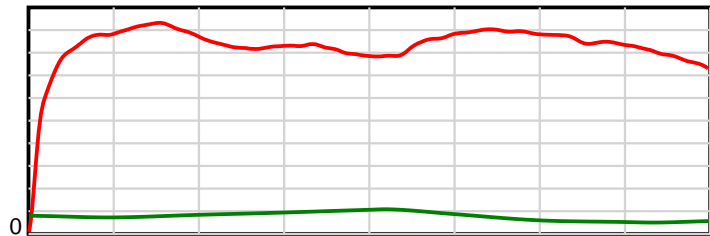
1600 m Finish

0.6 s Stride duration



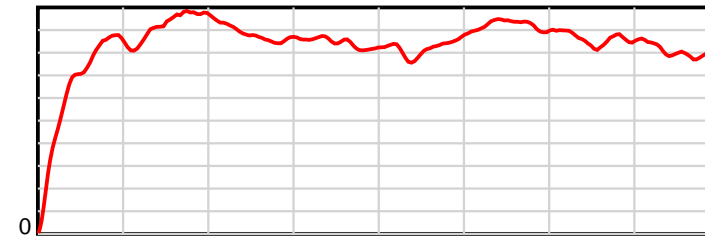
1600 m Finish

20 m/sec Speed



1600 m Finish

100 % Stride efficiency



1600 m Finish

Note: Horizontal distance axis grid lines are 200m furlongs.

Disclaimer.

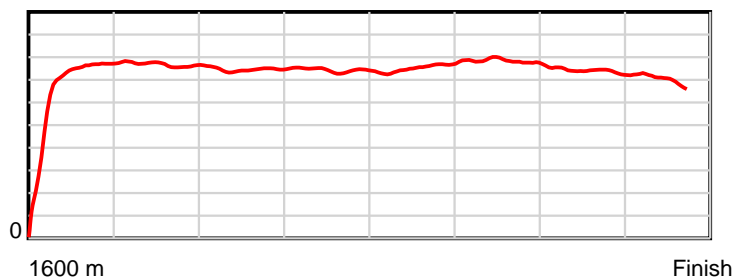
Tasracing Pty Ltd and Thoroughbred Ratings Pty Ltd accepts no responsibility for the completeness or accuracy of any of the information contained herein, and makes no representations about its suitability for any particular purpose. Users should make their own judgements about those matters and/or seek independent advice. You assume all risks associated with use of the data provided on this page.

Race Results

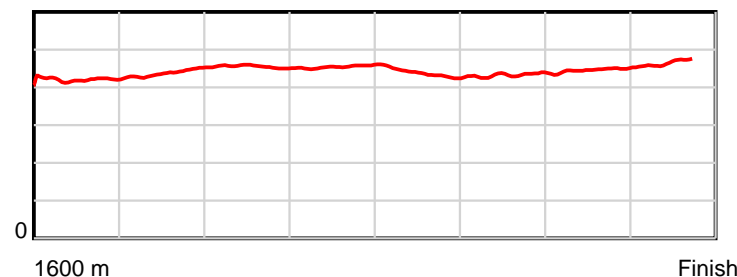
January 02, 2013, Race 7, TAS GUINEAS, Distance 1600m, Mowbray - Offset 4m

Result	TAB no.	Horse (Barrier)	1600 to	1400m to	1200m to	1000m to	800m to	600m to	400m to	200m to	Total or	Margin
11th	7	Josies Gee Gee (3)	1400m	1200m	1000m	800m	600m	400m	200m	WP	Average	
		Position in running (margin)	-	11(7.7)	8(4.5)	8(6.3)	8(7.0)	8(7.4)	9(3.9)	9(4.8)		12.60
		Sectional time (s)	14.64	10.46	12.01	12.55	12.45	10.94	11.94	13.10		
		Cumulative time (s)	98.10	83.46	73.00	60.99	48.44	35.99	25.05	13.10	1:38.09	
		Speed (m/s)	13.66	19.12	16.65	15.94	16.06	18.28	16.75	15.27	16.31	
		Stride length (m)	5.61	8.22	7.57	7.20	7.17	7.84	7.42	7.05	7.18	
		Stride duration (s)	0.414	0.430	0.455	0.452	0.447	0.429	0.443	0.462	0.440	
		Stride efficiency (%)	49.20	105.55	89.53	81.11	80.40	96.07	86.02	77.78	80.55	
		Stride count	35.64	24.33	26.42	27.76	27.88	25.51	26.96	28.35	222.85	

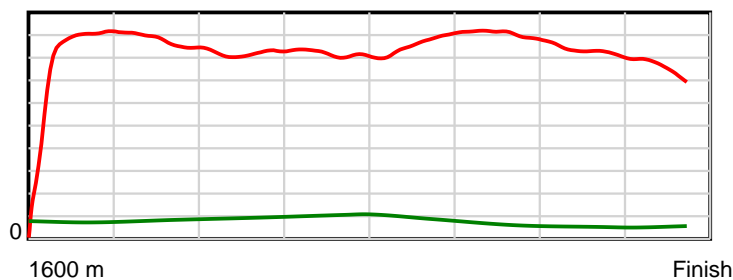
10 m Stride length



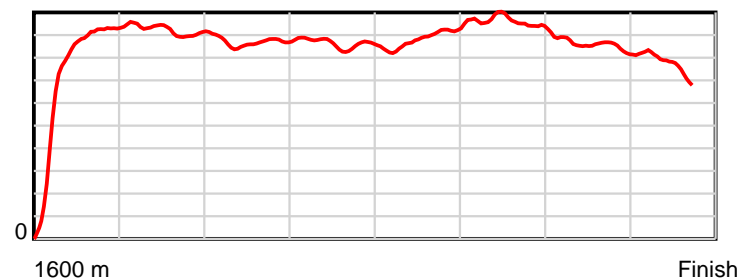
0.6 s Stride duration



20 m/sec Speed



100 % Stride efficiency



Note: Horizontal distance axis grid lines are 200m furlongs.

Disclaimer.

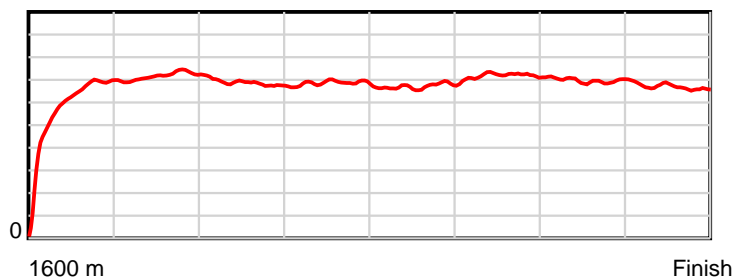
Tasracing Pty Ltd and Thoroughbred Ratings Pty Ltd accepts no responsibility for the completeness or accuracy of any of the information contained herein, and makes no representations about its suitability for any particular purpose. Users should make their own judgements about those matters and/or seek independent advice. You assume all risks associated with use of the data provided on this page.

Race Results

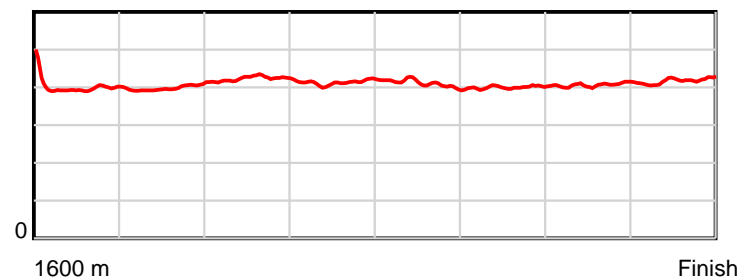
January 02, 2013, Race 7, TAS GUINEAS, Distance 1600m, Mowbray - Offset 4m

Result	TAB no.	Horse (Barrier)	1600 to	1400m to	1200m to	1000m to	800m to	600m to	400m to	200m to	Total or	Margin
12th	10	Artie Luvstopa... (1)	1400m	1200m	1000m	800m	600m	400m	200m	WP	Average	
		Position in running (margin)	-	8(5.5)	9(5.4)	11(8.7)	11(9.7)	11(10.8)	11(8.0)	11(8.4)		13.00
		Sectional time (s)	14.37	10.98	12.27	12.59	12.58	11.05	11.86	12.48		
		Cumulative time (s)	98.17	83.80	72.82	60.55	47.97	35.39	24.34	12.48	1:38.17	
		Speed (m/s)	13.92	18.21	16.30	15.89	15.90	18.10	16.86	16.03	16.30	
		Stride length (m)	5.69	7.24	6.87	6.56	6.50	7.22	6.85	6.69	6.67	
		Stride duration (s)	0.408	0.397	0.422	0.413	0.409	0.399	0.406	0.417	0.409	
		Stride efficiency (%)	50.52	81.99	73.83	67.25	65.93	81.37	73.40	69.85	69.47	
		Stride count	35.17	27.61	29.10	30.49	30.79	27.72	29.18	29.91	239.97	

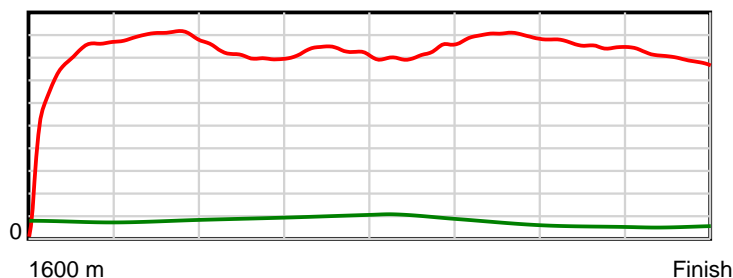
10 m Stride length



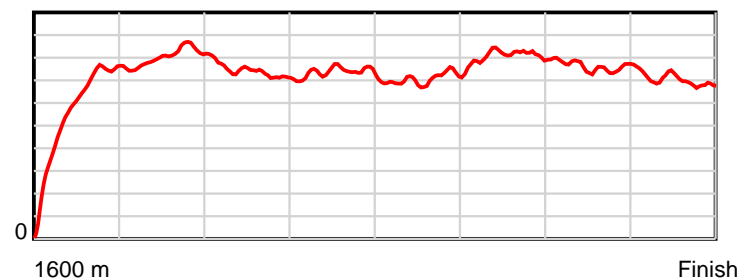
0.6 s Stride duration



20 m/sec Speed



100 % Stride efficiency



Note: Horizontal distance axis grid lines are 200m furlongs.

Disclaimer.

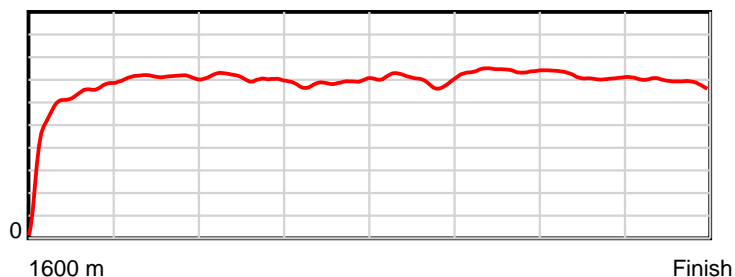
Tasracing Pty Ltd and Thoroughbred Ratings Pty Ltd accepts no responsibility for the completeness or accuracy of any of the information contained herein, and makes no representations about its suitability for any particular purpose. Users should make their own judgements about those matters and/or seek independent advice. You assume all risks associated with use of the data provided on this page.

Race Results

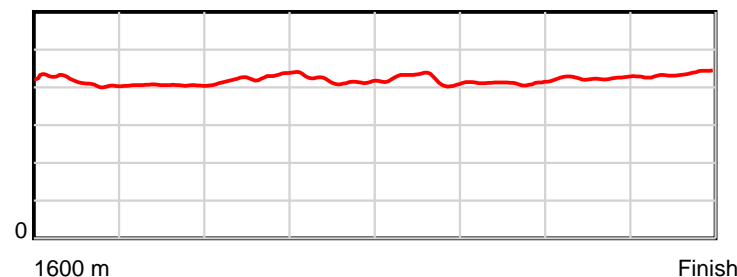
January 02, 2013, Race 7, TAS GUINEAS, Distance 1600m, Mowbray - Offset 4m

Result	TAB no.	Horse (Barrier)	1600 to	1400m to	1200m to	1000m to	800m to	600m to	400m to	200m to	Total or	Margin
13th	8	Bel Ombre (13)	1400m	1200m	1000m	800m	600m	400m	200m	WP	Average	
		Position in running (margin)	-	12(8.4)	12(10.4)	12(11.3)	12(13.4)	12(14.2)	12(11.3)	12(11.1)		17.30
		Sectional time (s)	15.10	11.33	11.86	12.77	12.54	11.03	11.77	12.60		
		Cumulative time (s)	98.99	83.89	72.56	60.70	47.93	35.40	24.36	12.60	1:38.98	
		Speed (m/s)	13.24	17.65	16.86	15.66	15.95	18.13	16.99	15.87	16.16	
		Stride length (m)	5.58	7.17	7.13	6.58	6.72	7.46	7.23	6.94	6.80	
		Stride duration (s)	0.413	0.406	0.423	0.420	0.421	0.411	0.425	0.437	0.421	
		Stride efficiency (%)	48.74	80.22	79.48	67.62	70.57	86.85	81.63	75.24	72.29	
		Stride count	35.81	27.91	28.04	30.40	29.76	26.83	27.67	28.82	235.24	

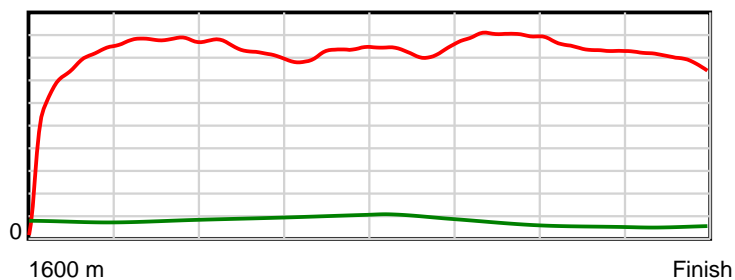
10 m Stride length



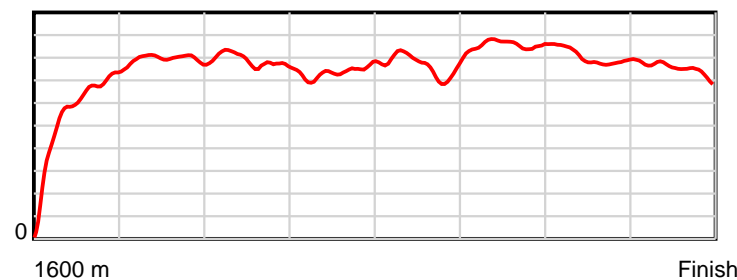
0.6 s Stride duration



20 m/sec Speed



100 % Stride efficiency



Note: Horizontal distance axis grid lines are 200m furlongs.

Disclaimer.

Tasracing Pty Ltd and Thoroughbred Ratings Pty Ltd accepts no responsibility for the completeness or accuracy of any of the information contained herein, and makes no representations about its suitability for any particular purpose. Users should make their own judgements about those matters and/or seek independent advice. You assume all risks associated with use of the data provided on this page.