



Race Results

Tasmanian Turf Club, Launceston, January 02, 2013

Compilation date: January 3, 2013, 10:53:19 AM (EST)

Copyright © 2013 Tasracing Pty Ltd. All rights reserved.

Trademarks.

StrideMASTER is a registered trademark of Thoroughbred Ratings Pty Ltd.

Disclaimer.

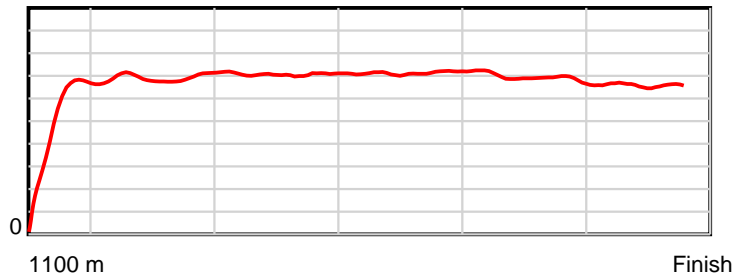
Tasracing Pty Ltd and Thoroughbred Ratings Pty Ltd accepts no responsibility for the completeness or accuracy of any of the information contained herein, and makes no representations about its suitability for any particular purpose. Users should make their own judgements about those matters and/or seek independent advice. You assume all risks associated with use of the data provided on this page.

Race Results

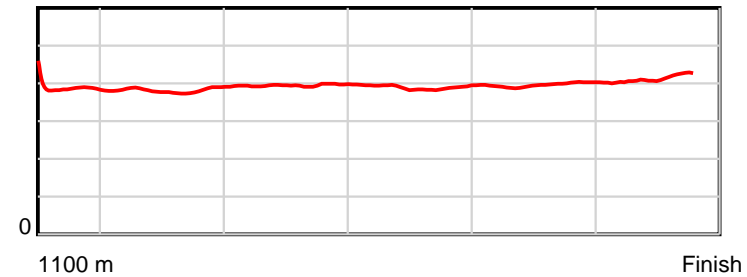
January 02, 2013, Race 5, 2Y HCP, Distance 1100m, Mowbray - Offset 4m

Result	TAB no.	Horse (Barrier)	1100 to	1000m to	800m to	600m to	400m to	200m to	Total or	Margin
1st	6	Spinning Jenny (2)	1000m	800m	600m	400m	200m	WP	Average	
		Position in running (margin)	-	2(4.8)	4(6.2)	2(0.1)	1(0.0)	1(0.0)		0.00
		Sectional time (s)	9.59	10.85	11.07	10.80	11.14	12.41		
		Cumulative time (s)	65.85	56.26	45.42	34.34	23.55	12.41	1:05.84	
		Speed (m/s)	10.43	18.43	18.07	18.52	17.95	16.12	16.70	
		Stride length (m)	4.34	7.02	7.11	7.22	7.09	6.62	6.63	
		Stride duration (s)	0.398	0.381	0.393	0.390	0.395	0.410	0.397	
		Stride efficiency (%)	29.50	77.03	78.90	81.35	78.54	68.43	68.77	
		Stride count	23.02	28.49	28.15	27.72	28.21	30.22	165.81	

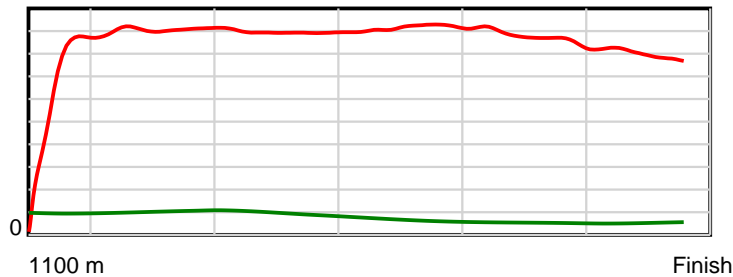
10 m Stride length



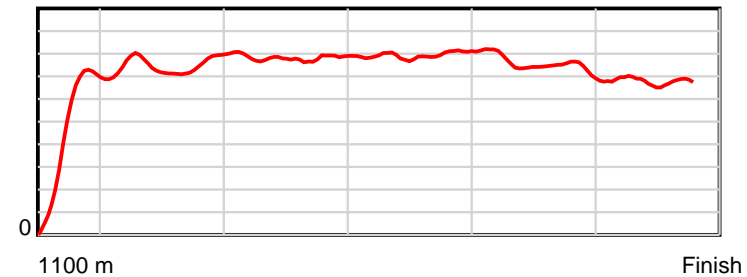
0.6 s Stride duration



20 m/sec Speed



100 % Stride efficiency



Note: Horizontal distance axis grid lines are 200m furlongs.

Disclaimer.

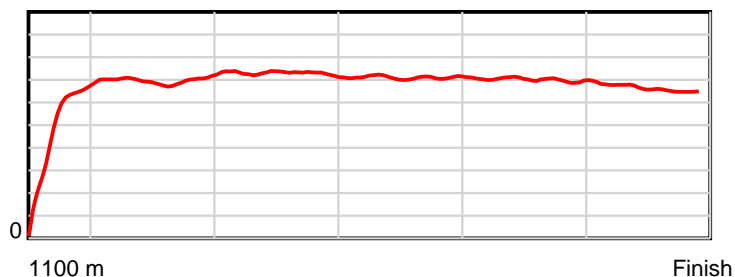
Tasracing Pty Ltd and Thoroughbred Ratings Pty Ltd accepts no responsibility for the completeness or accuracy of any of the information contained herein, and makes no representations about its suitability for any particular purpose. Users should make their own judgements about those matters and/or seek independent advice. You assume all risks associated with use of the data provided on this page.

Race Results

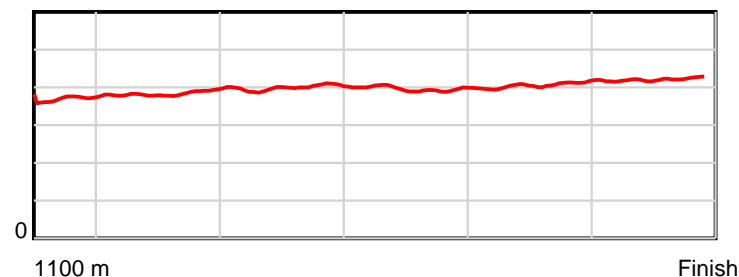
January 02, 2013, Race 5, 2Y HCP, Distance 1100m, Mowbray - Offset 4m

Result	TAB no.	Horse (Barrier)	1100 to	1000m to	800m to	600m to	400m to	200m to	Total or	Margin
2nd	7	Miss Elsa (6)	1000m	800m	600m	400m	200m	WP	Average	
		Position in running (margin)	-	1(0.0)	2(3.6)	1(0.0)	3(1.0)	4(3.8)		1.30
		Sectional time (s)	8.02	11.22	11.49	10.97	11.62	12.76		
		Cumulative time (s)	66.08	58.06	46.84	35.35	24.38	12.76	1:06.07	
		Speed (m/s)	12.46	17.83	17.41	18.23	17.21	15.67	16.65	
		Stride length (m)	4.29	6.80	6.94	7.21	6.96	6.61	6.54	
		Stride duration (s)	0.366	0.382	0.399	0.396	0.405	0.422	0.393	
		Stride efficiency (%)	28.72	72.35	75.30	81.29	75.77	68.26	66.81	
		Stride count	23.32	29.39	28.81	27.73	28.72	30.26	168.23	

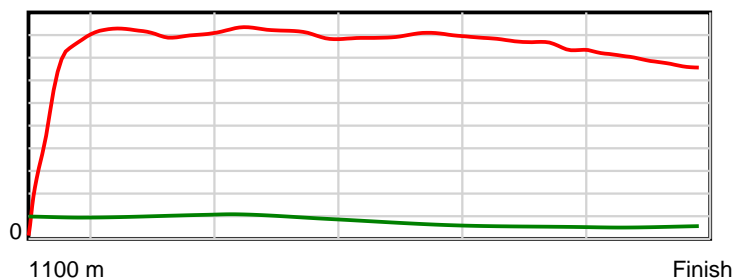
10 m Stride length



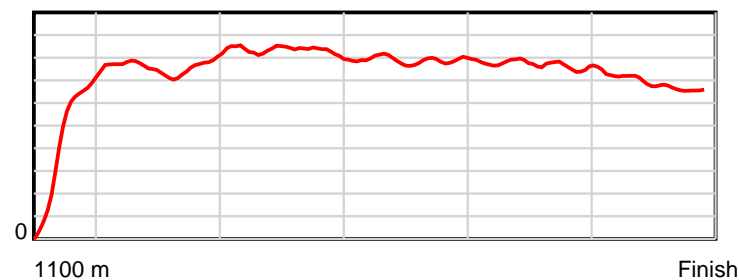
0.6 s Stride duration



20 m/sec Speed



100 % Stride efficiency



Note: Horizontal distance axis grid lines are 200m furlongs.

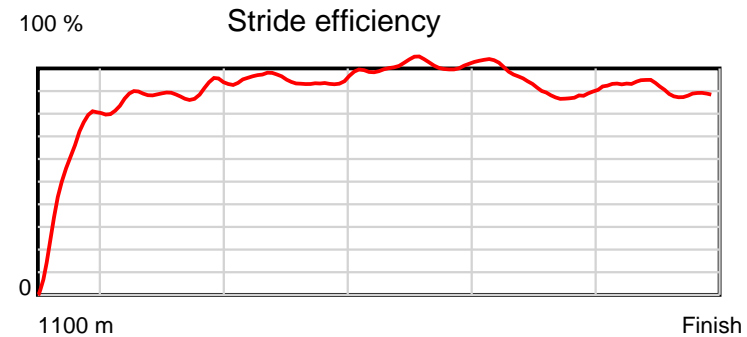
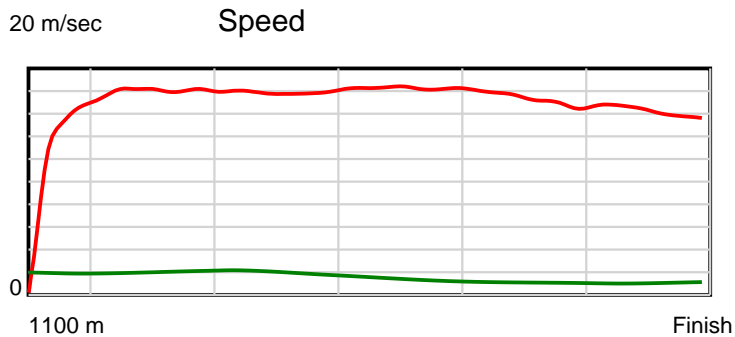
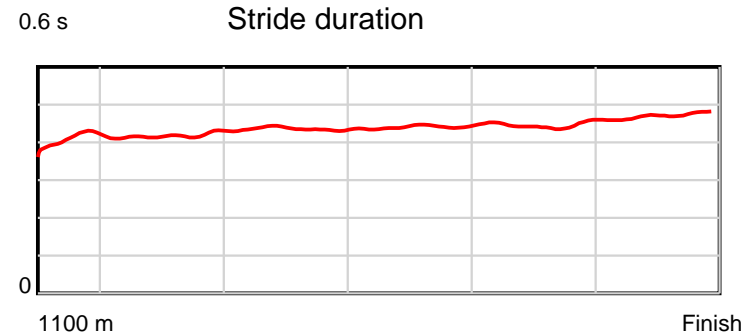
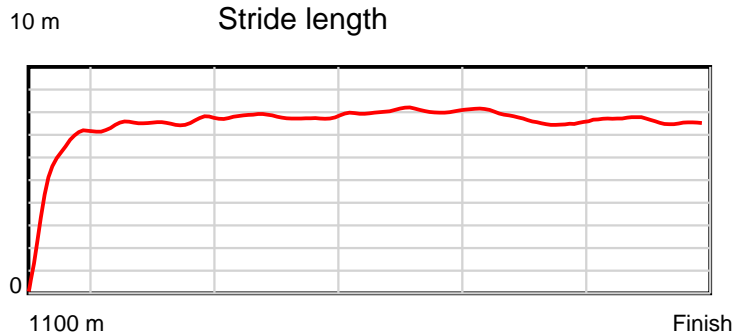
Disclaimer.

Tasracing Pty Ltd and Thoroughbred Ratings Pty Ltd accepts no responsibility for the completeness or accuracy of any of the information contained herein, and makes no representations about its suitability for any particular purpose. Users should make their own judgements about those matters and/or seek independent advice. You assume all risks associated with use of the data provided on this page.

Race Results

January 02, 2013, Race 5, 2Y HCP, Distance 1100m, Mowbray - Offset 4m

Result	TAB no.	Horse (Barrier)	1100 to	1000m to	800m to	600m to	400m to	200m to	Total or	Margin
3rd	3	Hoop (3)	1000m	800m	600m	400m	200m	WP	Average	
		Position in running (margin)	-	3(5.5)	6(8.2)	5(0.9)	4(1.0)	3(3.7)		2.60
		Sectional time (s)	9.58	11.06	10.86	10.84	11.59	12.39		
		Cumulative time (s)	66.32	56.74	45.68	34.82	23.98	12.39	1:06.31	
		Speed (m/s)	10.44	18.08	18.42	18.45	17.26	16.14	16.59	
		Stride length (m)	4.28	7.55	8.02	8.12	7.68	7.59	7.24	
		Stride duration (s)	0.391	0.417	0.436	0.440	0.445	0.470	0.437	
		Stride efficiency (%)	28.56	88.99	100.50	103.04	92.28	90.12	82.02	
		Stride count	23.39	26.50	24.94	24.63	26.03	26.34	151.83	



Note: Horizontal distance axis grid lines are 200m furlongs.

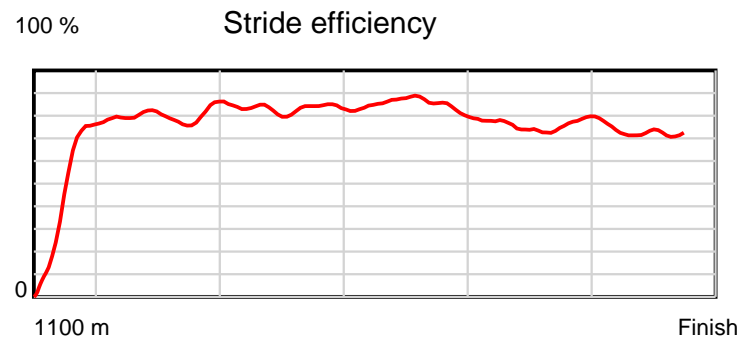
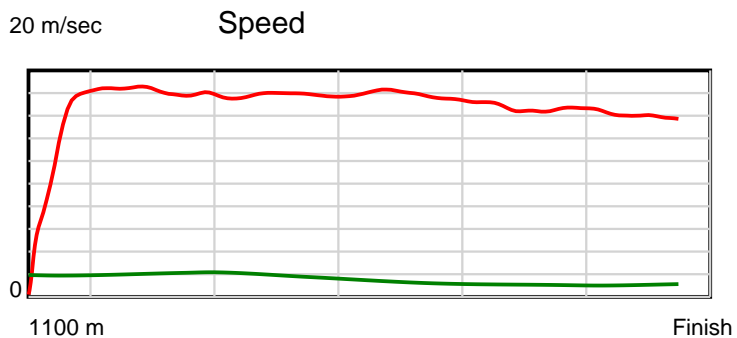
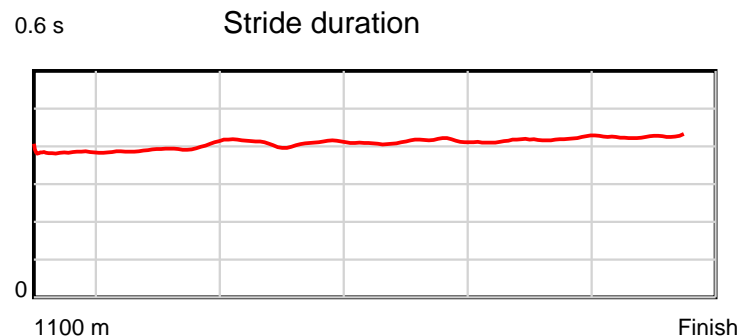
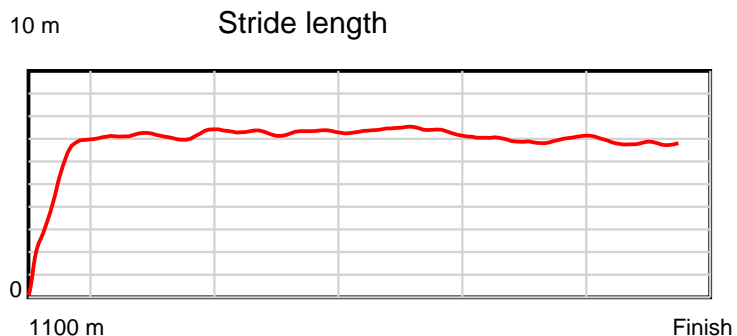
Disclaimer.

Tasracing Pty Ltd and Thoroughbred Ratings Pty Ltd accepts no responsibility for the completeness or accuracy of any of the information contained herein, and makes no representations about its suitability for any particular purpose. Users should make their own judgements about those matters and/or seek independent advice. You assume all risks associated with use of the data provided on this page.

Race Results

January 02, 2013, Race 5, 2Y HCP, Distance 1100m, Mowbray - Offset 4m

Result	TAB no.	Horse (Barrier)	1100 to	1000m to	800m to	600m to	400m to	200m to	Total or	Margin
4th	5	Raspberry Flav... (1)	1000m	800m	600m	400m	200m	WP	Average	
		Position in running (margin)	-	4(5.6)	3(4.6)	3(0.8)	5(2.3)	5(8.0)		3.60
		Sectional time (s)	9.12	10.45	11.44	11.06	12.10	12.33		
		Cumulative time (s)	66.50	57.38	46.93	35.49	24.42	12.33	1:06.50	
		Speed (m/s)	10.96	19.14	17.48	18.08	16.53	16.22	16.54	
		Stride length (m)	4.57	7.44	7.14	7.46	6.86	6.93	6.81	
		Stride duration (s)	0.430	0.388	0.409	0.413	0.415	0.427	0.411	
		Stride efficiency (%)	32.61	86.44	79.69	86.97	73.59	75.02	72.39	
		Stride count	21.89	26.89	28.01	26.81	29.15	28.87	161.62	



Note: Horizontal distance axis grid lines are 200m furlongs.

Disclaimer.

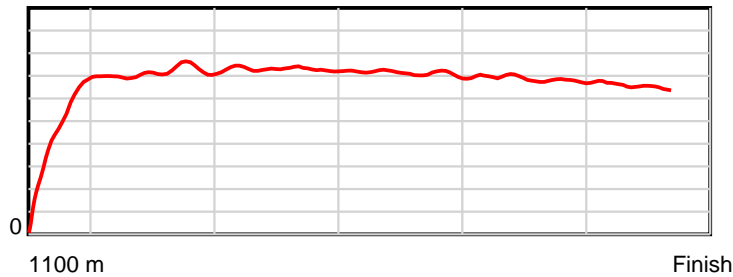
Tasracing Pty Ltd and Thoroughbred Ratings Pty Ltd accepts no responsibility for the completeness or accuracy of any of the information contained herein, and makes no representations about its suitability for any particular purpose. Users should make their own judgements about those matters and/or seek independent advice. You assume all risks associated with use of the data provided on this page.

Race Results

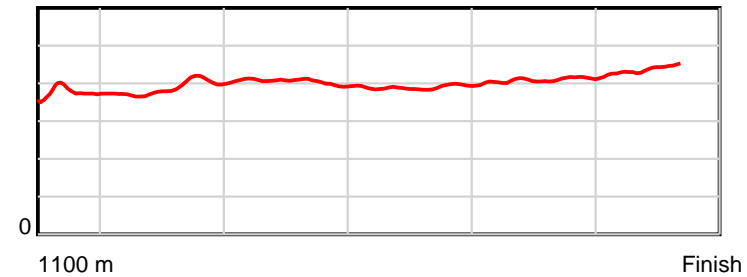
January 02, 2013, Race 5, 2Y HCP, Distance 1100m, Mowbray - Offset 4m

Result	TAB no.	Horse (Barrier)	1100 to	1000m to	800m to	600m to	400m to	200m to	Total or	Margin
5th	2	Gee Gees Style (5)	1000m	800m	600m	400m	200m	WP	Average	
		Position in running (margin)	-	6(16.8)	5(7.6)	4(0.8)	2(0.1)	2(2.3)		7.90
		Sectional time (s)	11.69	9.09	10.96	10.68	11.52	13.36		
		Cumulative time (s)	67.30	55.61	46.52	35.56	24.88	13.36	1:07.29	
		Speed (m/s)	8.55	22.00	18.25	18.73	17.36	14.97	16.34	
		Stride length (m)	3.36	8.34	7.41	7.27	6.98	6.44	6.55	
		Stride duration (s)	0.372	0.379	0.406	0.388	0.402	0.431	0.401	
		Stride efficiency (%)	17.61	108.79	85.78	82.56	76.22	64.89	67.03	
		Stride count	29.79	23.97	26.99	27.52	28.64	31.04	167.95	

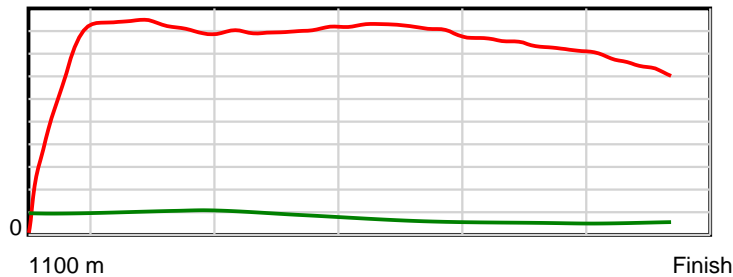
10 m Stride length



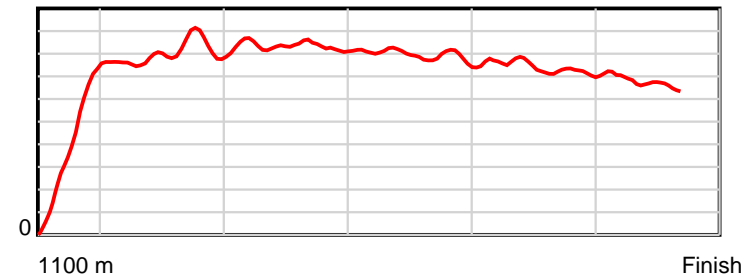
0.6 s Stride duration



20 m/sec Speed



100 % Stride efficiency



Note: Horizontal distance axis grid lines are 200m furlongs.

Disclaimer.

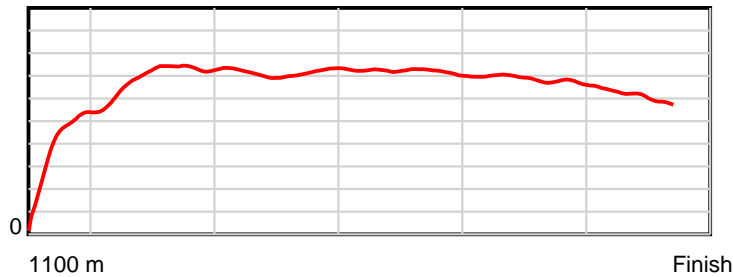
Tasracing Pty Ltd and Thoroughbred Ratings Pty Ltd accepts no responsibility for the completeness or accuracy of any of the information contained herein, and makes no representations about its suitability for any particular purpose. Users should make their own judgements about those matters and/or seek independent advice. You assume all risks associated with use of the data provided on this page.

Race Results

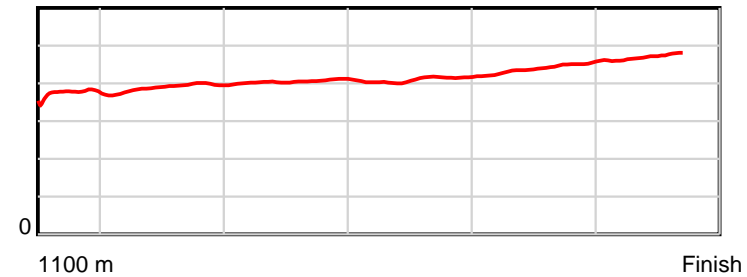
January 02, 2013, Race 5, 2Y HCP, Distance 1100m, Mowbray - Offset 4m

Result	TAB no.	Horse (Barrier)	1100 to	1000m to	800m to	600m to	400m to	200m to	Total or	Margin
6th	4	Little Streake... (4)	1000m	800m	600m	400m	200m	WP	Average	
		Position in running (margin)	-	5(6.7)	1(0.0)	6(1.0)	6(10.0)	6(22.3)		16.20
		Sectional time (s)	6.54	9.49	12.25	12.32	13.18	15.10		
		Cumulative time (s)	68.89	62.35	52.86	40.61	28.28	15.10	1:08.89	
		Speed (m/s)	15.28	21.07	16.33	16.23	15.17	13.25	15.97	
		Stride length (m)	3.84	8.00	6.52	6.62	6.52	6.19	6.29	
		Stride duration (s)	0.366	0.380	0.400	0.408	0.430	0.467	0.394	
		Stride efficiency (%)	23.00	100.07	66.48	68.46	66.44	59.86	61.80	
		Stride count	26.06	24.99	30.66	30.22	30.67	32.31	174.91	

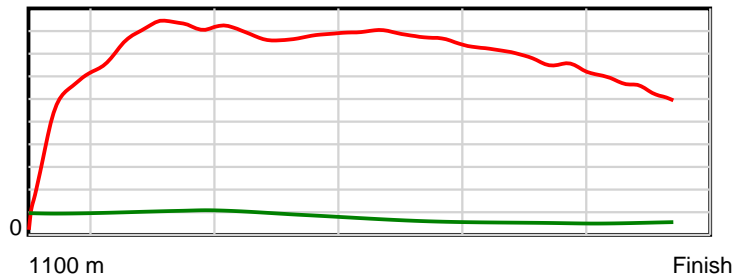
10 m Stride length



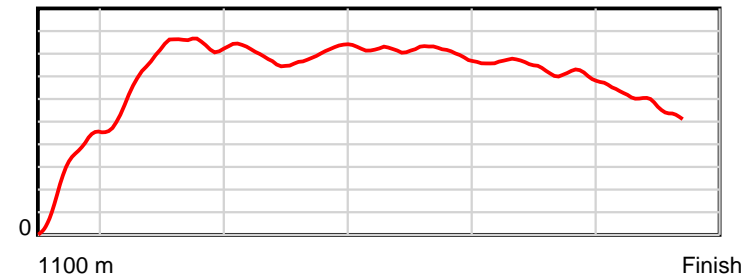
0.6 s Stride duration



20 m/sec Speed



100 % Stride efficiency



Note: Horizontal distance axis grid lines are 200m furlongs.

Disclaimer.

Tasracing Pty Ltd and Thoroughbred Ratings Pty Ltd accepts no responsibility for the completeness or accuracy of any of the information contained herein, and makes no representations about its suitability for any particular purpose. Users should make their own judgements about those matters and/or seek independent advice. You assume all risks associated with use of the data provided on this page.