



Race Results

Tasmanian Turf Club, Launceston, January 02, 2013

Compilation date: January 3, 2013, 10:52:45 AM (EST)

Copyright © 2013 Tasracing Pty Ltd. All rights reserved.

Trademarks.

StrideMASTER is a registered trademark of Thoroughbred Ratings Pty Ltd.

Disclaimer.

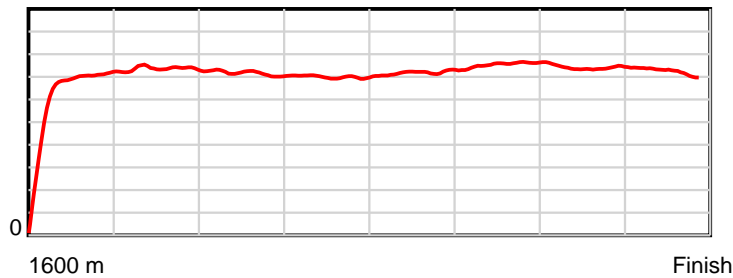
Tasracing Pty Ltd and Thoroughbred Ratings Pty Ltd accepts no responsibility for the completeness or accuracy of any of the information contained herein, and makes no representations about its suitability for any particular purpose. Users should make their own judgements about those matters and/or seek independent advice. You assume all risks associated with use of the data provided on this page.

Race Results

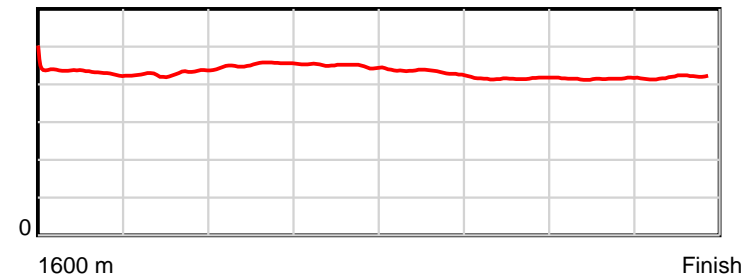
January 02, 2013, Race 4, MDN/CL1-SW, Distance 1600m, Mowbray - Offset 4m

Result	TAB no.	Horse (Barrier)	1600 to	1400m to	1200m to	1000m to	800m to	600m to	400m to	200m to	Total or	Margin
1st	14	Evil Intent (8)	1400m	1200m	1000m	800m	600m	400m	200m	WP	Average	
		Position in running (margin)	-	7(5.3)	7(4.5)	7(4.5)	7(4.6)	6(3.2)	4(1.1)	2(0.8)		0.00
		Sectional time (s)	15.57	11.69	12.79	13.38	12.02	10.79	11.09	11.58		
		Cumulative time (s)	98.90	83.33	71.64	58.85	45.48	33.46	22.67	11.58	1:38.90	
		Speed (m/s)	12.85	17.11	15.64	14.95	16.64	18.54	18.03	17.27	16.18	
		Stride length (m)	5.83	7.32	7.04	6.74	7.23	7.70	7.48	7.24	7.03	
		Stride duration (s)	0.442	0.427	0.450	0.450	0.434	0.415	0.415	0.419	0.434	
		Stride efficiency (%)	53.17	83.62	77.42	70.90	81.73	92.64	87.46	81.98	77.15	
		Stride count	34.29	27.34	28.41	29.69	27.66	25.98	26.73	27.61	227.71	

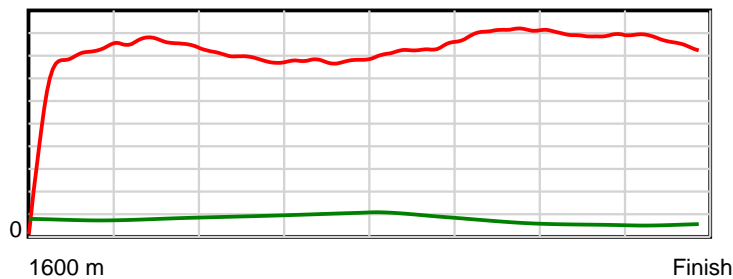
10 m Stride length



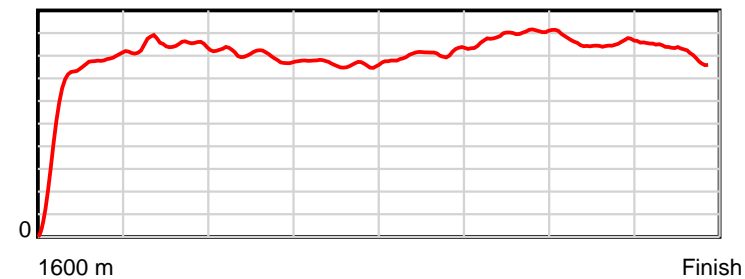
0.6 s Stride duration



20 m/sec Speed



100 % Stride efficiency



Note: Horizontal distance axis grid lines are 200m furlongs.

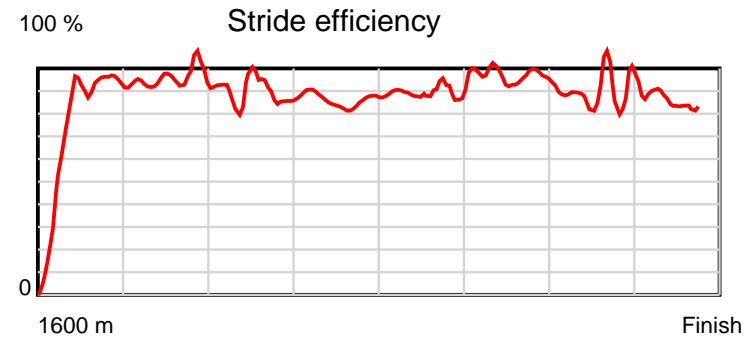
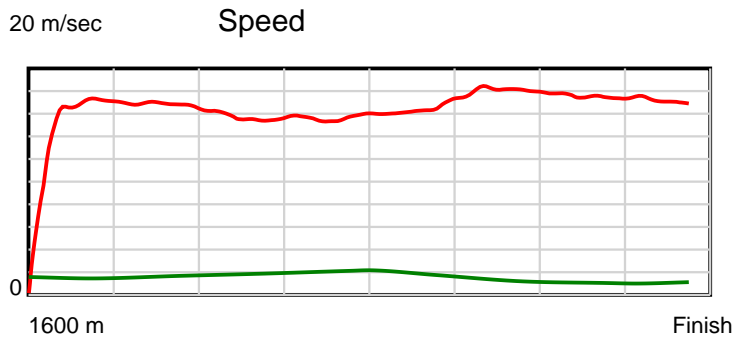
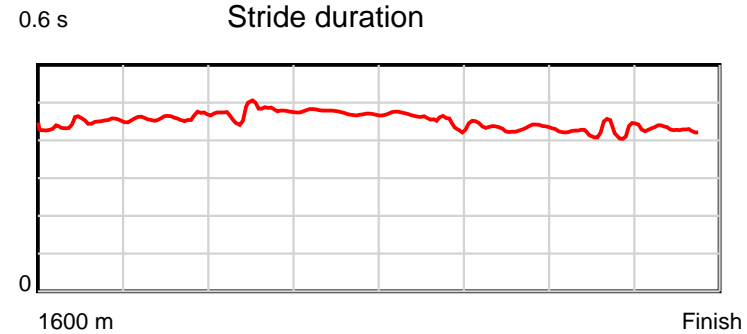
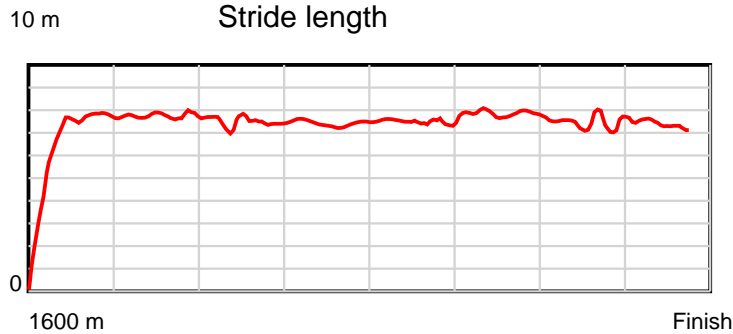
Disclaimer.

Tasracing Pty Ltd and Thoroughbred Ratings Pty Ltd accepts no responsibility for the completeness or accuracy of any of the information contained herein, and makes no representations about its suitability for any particular purpose. Users should make their own judgements about those matters and/or seek independent advice. You assume all risks associated with use of the data provided on this page.

Race Results

January 02, 2013, Race 4, MDN/CL1-SW, Distance 1600m, Mowbray - Offset 4m

Result	TAB no.	Horse (Barrier)	1600 to	1400m to	1200m to	1000m to	800m to	600m to	400m to	200m to	Total or	Margin
2nd	1	Apache Son (4)	1400m	1200m	1000m	800m	600m	400m	200m	WP	Average	
		Position in running (margin)	-	3(2.3)	4(1.6)	3(2.0)	3(2.3)	4(2.0)	2(0.4)	3(0.9)		0.10
		Sectional time (s)	15.15	11.71	12.86	13.40	12.19	10.87	11.22	11.52		
		Cumulative time (s)	98.92	83.77	72.06	59.20	45.80	33.61	22.74	11.52	1:38.92	
		Speed (m/s)	13.20	17.08	15.55	14.93	16.41	18.40	17.83	17.36	16.17	
		Stride length (m)	5.89	7.57	7.10	7.09	7.42	7.87	7.36	7.20	7.14	
		Stride duration (s)	0.429	0.443	0.456	0.475	0.452	0.428	0.413	0.415	0.442	
		Stride efficiency (%)	54.29	89.66	78.70	78.61	86.11	96.86	84.68	81.11	79.74	
		Stride count	33.93	26.40	28.18	28.20	26.94	25.40	27.17	27.76	223.98	



Note: Horizontal distance axis grid lines are 200m furlongs.

Disclaimer.

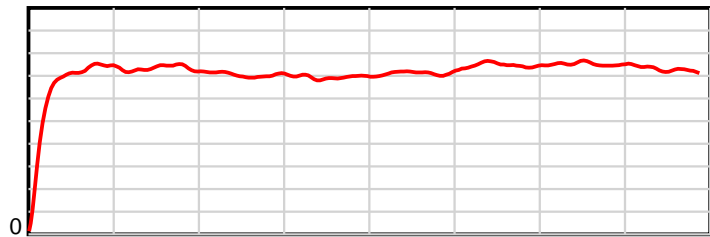
Tasracing Pty Ltd and Thoroughbred Ratings Pty Ltd accepts no responsibility for the completeness or accuracy of any of the information contained herein, and makes no representations about its suitability for any particular purpose. Users should make their own judgements about those matters and/or seek independent advice. You assume all risks associated with use of the data provided on this page.

Race Results

January 02, 2013, Race 4, MDN/CL1-SW, Distance 1600m, Mowbray - Offset 4m

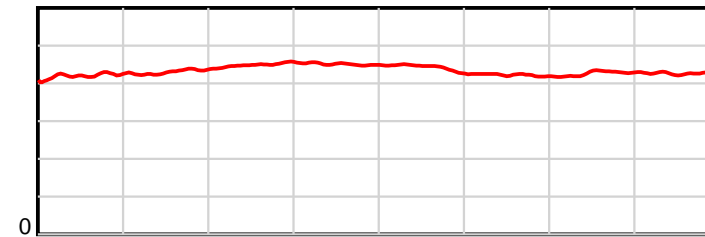
Result	TAB no.	Horse (Barrier)	1600 to	1400m to	1200m to	1000m to	800m to	600m to	400m to	200m to	Total or	Margin
3rd	2	Deux Foix (7)	1400m	1200m	1000m	800m	600m	400m	200m	WP	Average	
		Position in running (margin)	-	2(2.0)	2(0.9)	2(1.0)	1(0.0)	2(0.7)	3(0.5)	1(0.0)		0.30
		Sectional time (s)	15.08	11.63	12.81	13.19	12.37	11.11	11.05	11.74		
		Cumulative time (s)	98.96	83.88	72.25	59.44	46.26	33.89	22.78	11.74	1:38.95	
		Speed (m/s)	13.27	17.20	15.61	15.16	16.17	18.00	18.10	17.04	16.17	
		Stride length (m)	5.75	7.39	7.01	6.84	7.16	7.60	7.71	7.28	7.04	
		Stride duration (s)	0.418	0.430	0.449	0.451	0.443	0.422	0.426	0.427	0.435	
		Stride efficiency (%)	51.63	85.41	76.69	73.06	80.14	90.31	92.92	82.71	77.42	
		Stride count	34.79	27.05	28.55	29.25	27.93	26.31	25.94	27.49	227.31	

10 m Stride length



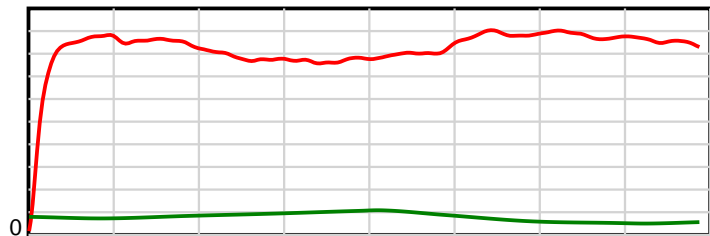
1600 m Finish

0.6 s Stride duration



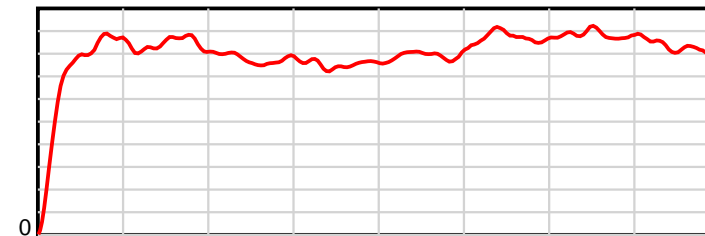
1600 m Finish

20 m/sec Speed



1600 m Finish

100 % Stride efficiency



1600 m Finish

Note: Horizontal distance axis grid lines are 200m furlongs.

Disclaimer.

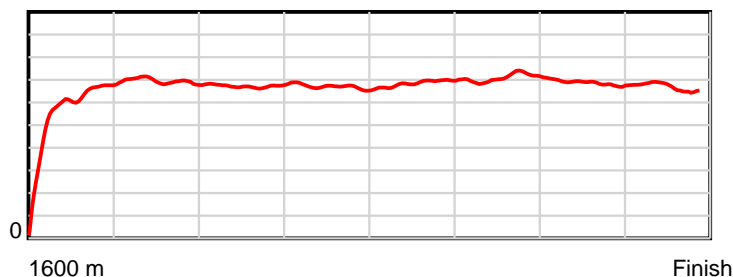
Tasracing Pty Ltd and Thoroughbred Ratings Pty Ltd accepts no responsibility for the completeness or accuracy of any of the information contained herein, and makes no representations about its suitability for any particular purpose. Users should make their own judgements about those matters and/or seek independent advice. You assume all risks associated with use of the data provided on this page.

Race Results

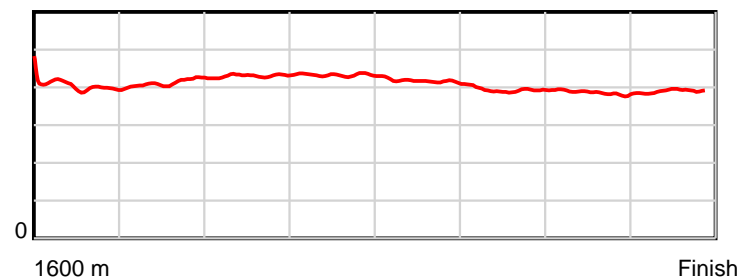
January 02, 2013, Race 4, MDN/CL1-SW, Distance 1600m, Mowbray - Offset 4m

Result	TAB no.	Horse (Barrier)	1600 to	1400m to	1200m to	1000m to	800m to	600m to	400m to	200m to	Total or	Margin
4th	10	Gee Gee Miss B... (14)	1400m	1200m	1000m	800m	600m	400m	200m	WP	Average	
		Position in running (margin)	-	9(6.0)	9(5.8)	9(6.2)	8(5.2)	8(4.9)	8(3.0)	5(2.0)		0.60
		Sectional time (s)	15.59	11.78	12.86	13.19	12.20	10.82	10.96	11.60		
		Cumulative time (s)	99.01	83.42	71.64	58.78	45.59	33.39	22.57	11.60	1:39.01	
		Speed (m/s)	12.83	16.98	15.55	15.16	16.39	18.48	18.25	17.24	16.16	
		Stride length (m)	5.42	6.99	6.68	6.56	6.84	7.27	7.05	6.72	6.64	
		Stride duration (s)	0.413	0.411	0.430	0.433	0.417	0.394	0.386	0.390	0.411	
		Stride efficiency (%)	45.84	76.27	69.74	67.26	73.14	82.68	77.63	70.51	68.95	
		Stride count	36.93	28.63	29.94	30.49	29.23	27.50	28.38	29.77	240.87	

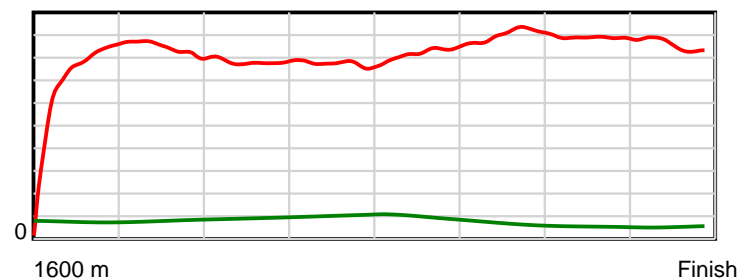
10 m Stride length



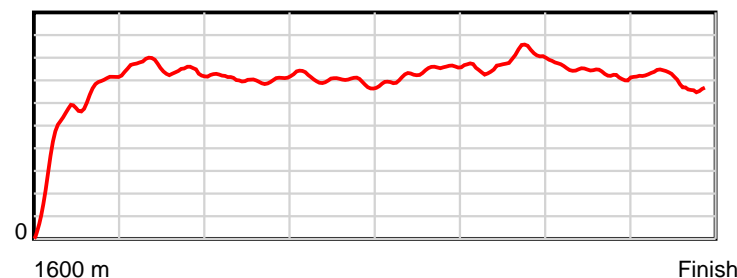
0.6 s Stride duration



20 m/sec Speed



100 % Stride efficiency



Note: Horizontal distance axis grid lines are 200m furlongs.

Disclaimer.

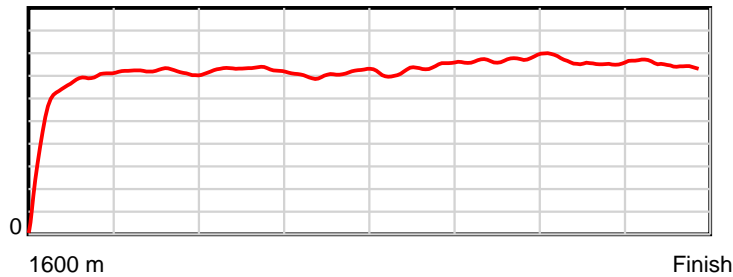
Tasracing Pty Ltd and Thoroughbred Ratings Pty Ltd accepts no responsibility for the completeness or accuracy of any of the information contained herein, and makes no representations about its suitability for any particular purpose. Users should make their own judgements about those matters and/or seek independent advice. You assume all risks associated with use of the data provided on this page.

Race Results

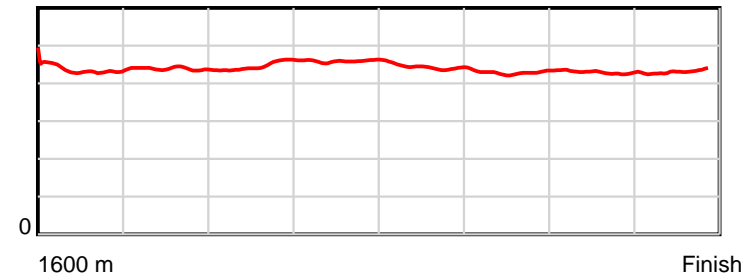
January 02, 2013, Race 4, MDN/CL1-SW, Distance 1600m, Mowbray - Offset 4m

Result	TAB no.	Horse (Barrier)	1600 to	1400m to	1200m to	1000m to	800m to	600m to	400m to	200m to	Total or	Margin
5th	4	Head Spinner (12)	1400m	1200m	1000m	800m	600m	400m	200m	WP	Average	
		Position in running (margin)	-	12(8.0)	12(10.5)	10(7.4)	10(7.0)	11(6.2)	9(4.1)	8(4.1)		1.90
		Sectional time (s)	15.98	12.24	12.27	13.29	12.10	10.80	11.13	11.44		
		Cumulative time (s)	99.25	83.27	71.04	58.76	45.47	33.37	22.58	11.44	1:39.25	
		Speed (m/s)	12.51	16.34	16.30	15.05	16.53	18.52	17.97	17.48	16.12	
		Stride length (m)	5.73	7.17	7.24	6.91	7.35	7.95	7.70	7.54	7.14	
		Stride duration (s)	0.444	0.439	0.444	0.459	0.445	0.429	0.429	0.431	0.443	
		Stride efficiency (%)	51.35	80.36	81.94	74.53	84.37	98.86	92.66	88.80	79.56	
		Stride count	34.89	27.89	27.62	28.96	27.22	25.15	25.97	26.53	224.23	

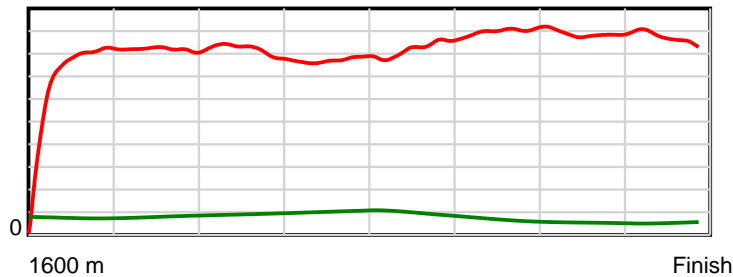
10 m Stride length



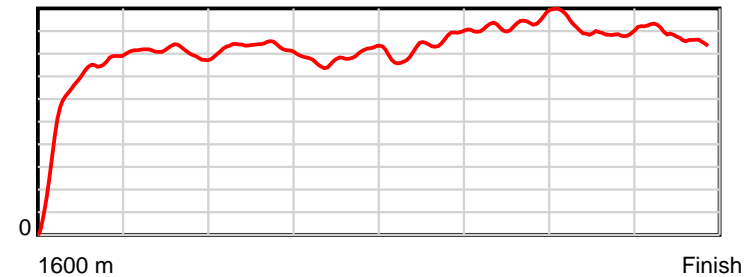
0.6 s Stride duration



20 m/sec Speed



100 % Stride efficiency



Note: Horizontal distance axis grid lines are 200m furlongs.

Disclaimer.

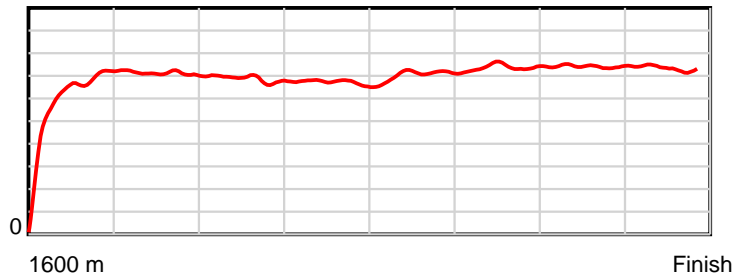
Tasracing Pty Ltd and Thoroughbred Ratings Pty Ltd accepts no responsibility for the completeness or accuracy of any of the information contained herein, and makes no representations about its suitability for any particular purpose. Users should make their own judgements about those matters and/or seek independent advice. You assume all risks associated with use of the data provided on this page.

Race Results

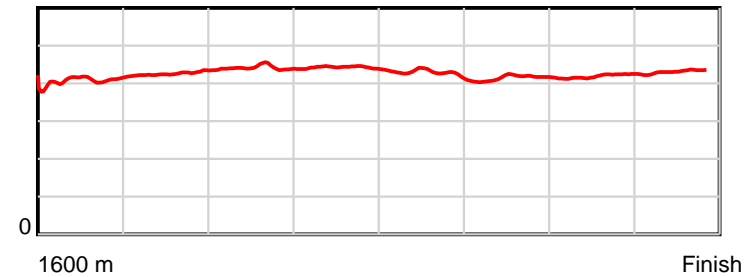
January 02, 2013, Race 4, MDN/CL1-SW, Distance 1600m, Mowbray - Offset 4m

Result	TAB no.	Horse (Barrier)	1600 to	1400m to	1200m to	1000m to	800m to	600m to	400m to	200m to	Total or	Margin
6th	5	Sun Disk (3)	1400m	1200m	1000m	800m	600m	400m	200m	WP	Average	
		Position in running (margin)	-	6(5.2)	5(3.5)	6(3.7)	6(4.1)	7(3.3)	7(2.5)	6(2.6)		2.40
		Sectional time (s)	15.42	11.52	12.84	13.41	12.11	11.02	11.15	11.89		
		Cumulative time (s)	99.35	83.93	72.41	59.57	46.16	34.05	23.03	11.89	1:39.34	
		Speed (m/s)	12.97	17.36	15.58	14.91	16.52	18.15	17.94	16.82	16.11	
		Stride length (m)	5.45	7.38	6.86	6.59	7.11	7.51	7.50	7.25	6.89	
		Stride duration (s)	0.412	0.425	0.440	0.442	0.430	0.414	0.418	0.431	0.428	
		Stride efficiency (%)	46.33	85.14	73.47	67.96	79.00	88.13	87.85	82.18	74.11	
		Stride count	36.73	27.10	29.17	30.33	28.13	26.63	26.67	27.58	232.34	

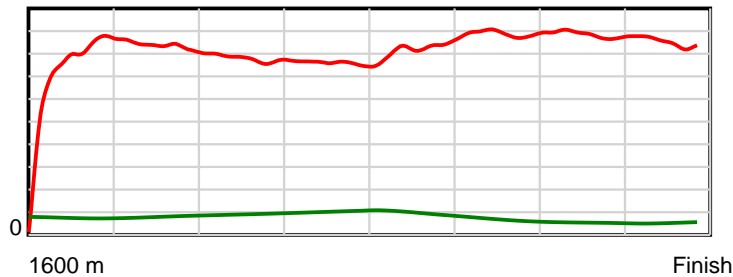
10 m Stride length



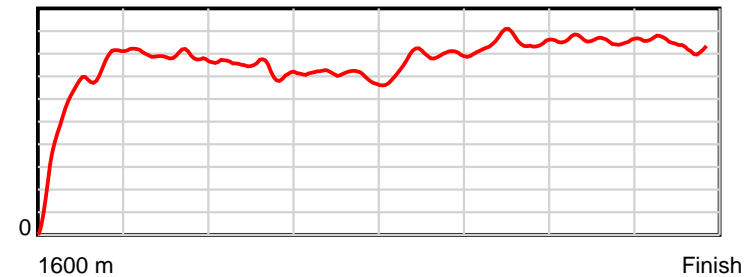
0.6 s Stride duration



20 m/sec Speed



100 % Stride efficiency



Note: Horizontal distance axis grid lines are 200m furlongs.

Disclaimer.

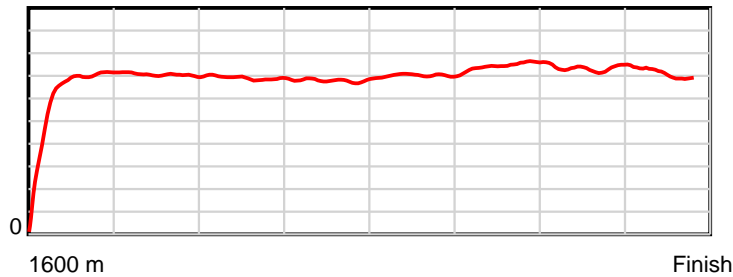
Tasracing Pty Ltd and Thoroughbred Ratings Pty Ltd accepts no responsibility for the completeness or accuracy of any of the information contained herein, and makes no representations about its suitability for any particular purpose. Users should make their own judgements about those matters and/or seek independent advice. You assume all risks associated with use of the data provided on this page.

Race Results

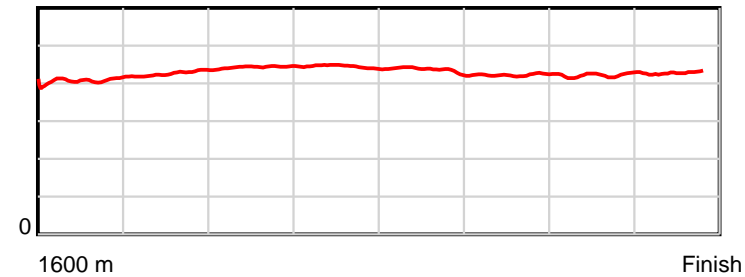
January 02, 2013, Race 4, MDN/CL1-SW, Distance 1600m, Mowbray - Offset 4m

Result	TAB no.	Horse (Barrier)	1600 to	1400m to	1200m to	1000m to	800m to	600m to	400m to	200m to	Total or	Margin
7th	16	Dance Till Daw... (5)	1400m	1200m	1000m	800m	600m	400m	200m	WP	Average	
		Position in running (margin)	-	1(0.0)	3(1.4)	4(2.0)	4(2.3)	5(2.2)	5(2.3)	7(3.2)		6.20
		Sectional time (s)	14.91	12.04	12.91	13.40	12.23	11.16	11.27	12.14		
		Cumulative time (s)	100.06	85.15	73.11	60.20	46.80	34.57	23.41	12.14	1:40.06	
		Speed (m/s)	13.41	16.61	15.49	14.93	16.35	17.92	17.75	16.47	15.99	
		Stride length (m)	5.71	7.04	6.84	6.65	7.16	7.56	7.46	7.05	6.89	
		Stride duration (s)	0.409	0.424	0.442	0.445	0.438	0.422	0.421	0.428	0.431	
		Stride efficiency (%)	50.99	77.42	73.18	69.09	80.18	89.36	87.04	77.69	74.16	
		Stride count	35.01	28.41	29.23	30.08	27.92	26.45	26.80	28.36	232.26	

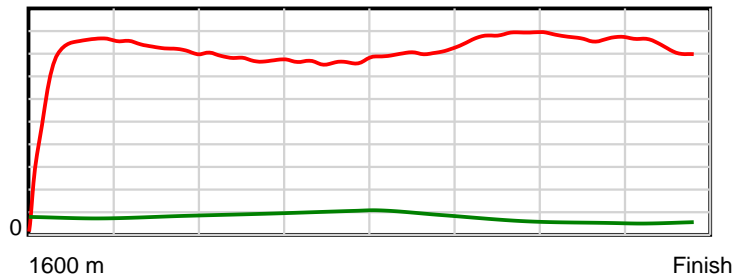
10 m Stride length



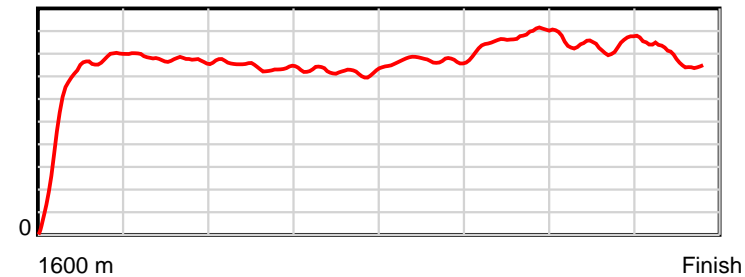
0.6 s Stride duration



20 m/sec Speed



100 % Stride efficiency



Note: Horizontal distance axis grid lines are 200m furlongs.

Disclaimer.

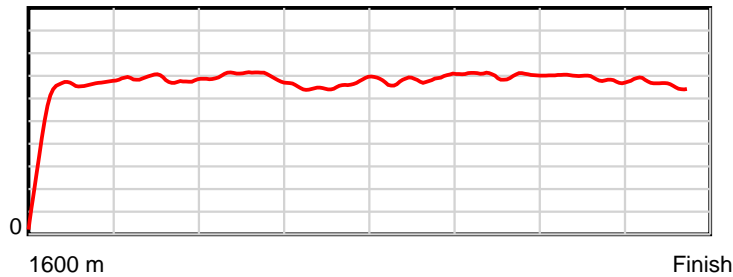
Tasracing Pty Ltd and Thoroughbred Ratings Pty Ltd accepts no responsibility for the completeness or accuracy of any of the information contained herein, and makes no representations about its suitability for any particular purpose. Users should make their own judgements about those matters and/or seek independent advice. You assume all risks associated with use of the data provided on this page.

Race Results

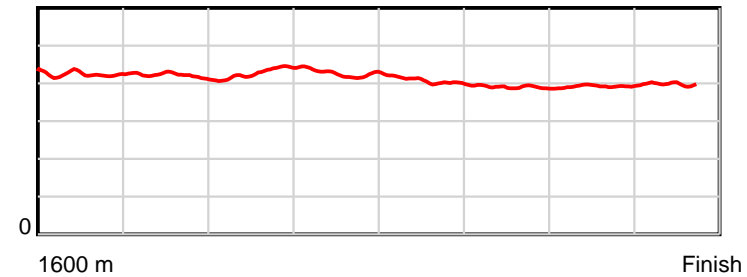
January 02, 2013, Race 4, MDN/CL1-SW, Distance 1600m, Mowbray - Offset 4m

Result	TAB no.	Horse (Barrier)	1600 to	1400m to	1200m to	1000m to	800m to	600m to	400m to	200m to	Total or	Margin
8th	6	Alainn (10)	1400m	1200m	1000m	800m	600m	400m	200m	WP	Average	
		Position in running (margin)	-	14(11.3)	13(12.3)	12(8.7)	13(10.3)	13(9.2)	13(7.2)	12(5.7)		6.30
		Sectional time (s)	16.69	11.98	12.20	13.62	12.06	10.81	10.89	11.83		
		Cumulative time (s)	100.08	83.39	71.40	59.21	45.59	33.53	22.72	11.83	1:40.08	
		Speed (m/s)	11.98	16.69	16.39	14.68	16.58	18.50	18.37	16.91	15.99	
		Stride length (m)	5.53	7.07	6.90	6.32	6.83	7.25	7.18	6.71	6.68	
		Stride duration (s)	0.445	0.424	0.421	0.430	0.412	0.392	0.391	0.397	0.418	
		Stride efficiency (%)	47.77	78.18	74.42	62.32	72.85	82.21	80.51	70.37	69.67	
		Stride count	36.17	28.28	28.98	31.67	29.29	27.57	27.86	29.80	239.62	

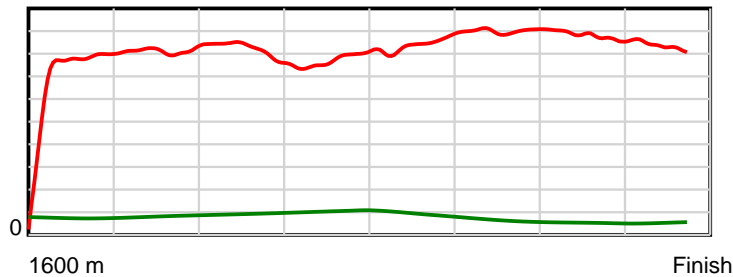
10 m Stride length



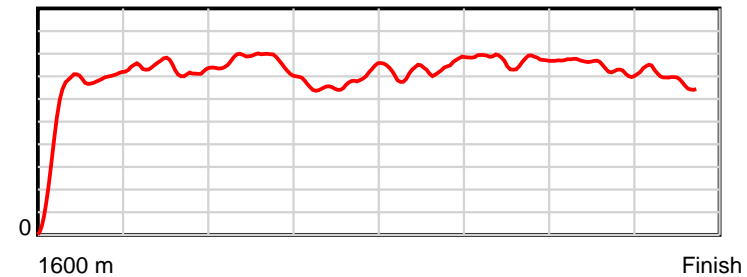
0.6 s Stride duration



20 m/sec Speed



100 % Stride efficiency



Note: Horizontal distance axis grid lines are 200m furlongs.

Disclaimer.

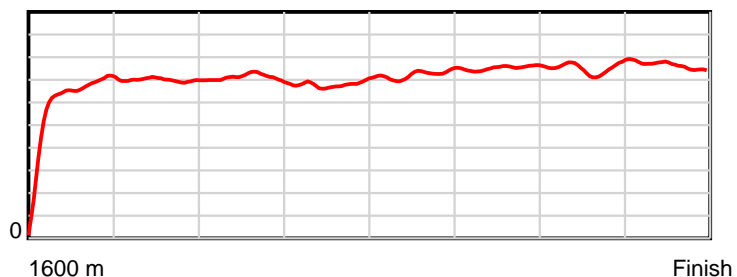
Tasracing Pty Ltd and Thoroughbred Ratings Pty Ltd accepts no responsibility for the completeness or accuracy of any of the information contained herein, and makes no representations about its suitability for any particular purpose. Users should make their own judgements about those matters and/or seek independent advice. You assume all risks associated with use of the data provided on this page.

Race Results

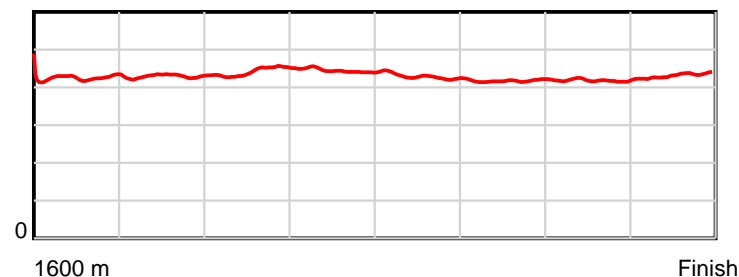
January 02, 2013, Race 4, MDN/CL1-SW, Distance 1600m, Mowbray - Offset 4m

Result	TAB no.	Horse (Barrier)	1600 to	1400m to	1200m to	1000m to	800m to	600m to	400m to	200m to	Total or	Margin
9th	8	Blixt (11)	1400m	1200m	1000m	800m	600m	400m	200m	WP	Average	
		Position in running (margin)	-	8(6.0)	10(8.8)	11(7.6)	11(8.7)	12(6.7)	11(5.0)	11(5.5)		6.50
		Sectional time (s)	16.11	12.28	12.59	13.55	11.91	10.85	11.23	11.61		
		Cumulative time (s)	100.12	84.01	71.73	59.14	45.59	33.69	22.83	11.61	1:40.12	
		Speed (m/s)	12.41	16.29	15.89	14.76	16.79	18.43	17.81	17.23	15.98	
		Stride length (m)	5.61	6.98	7.00	6.56	7.22	7.68	7.44	7.44	6.93	
		Stride duration (s)	0.428	0.428	0.441	0.444	0.430	0.417	0.418	0.432	0.434	
		Stride efficiency (%)	49.25	76.06	76.52	67.21	81.41	92.25	86.54	86.51	75.06	
		Stride count	35.62	28.67	28.58	30.50	27.71	26.03	26.87	26.88	230.86	

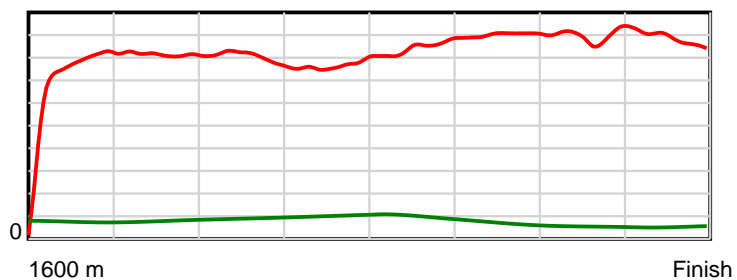
10 m Stride length



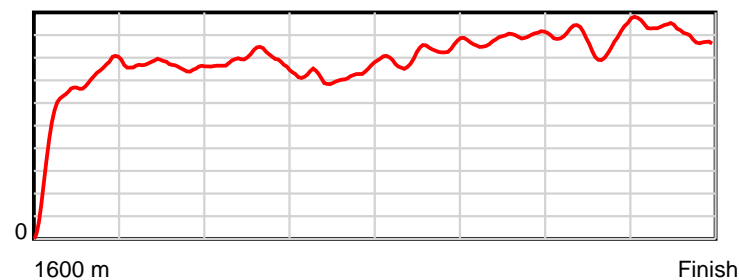
0.6 s Stride duration



20 m/sec Speed



100 % Stride efficiency



Note: Horizontal distance axis grid lines are 200m furlongs.

Disclaimer.

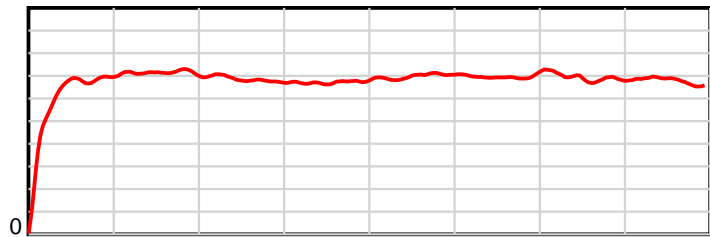
Tasracing Pty Ltd and Thoroughbred Ratings Pty Ltd accepts no responsibility for the completeness or accuracy of any of the information contained herein, and makes no representations about its suitability for any particular purpose. Users should make their own judgements about those matters and/or seek independent advice. You assume all risks associated with use of the data provided on this page.

Race Results

January 02, 2013, Race 4, MDN/CL1-SW, Distance 1600m, Mowbray - Offset 4m

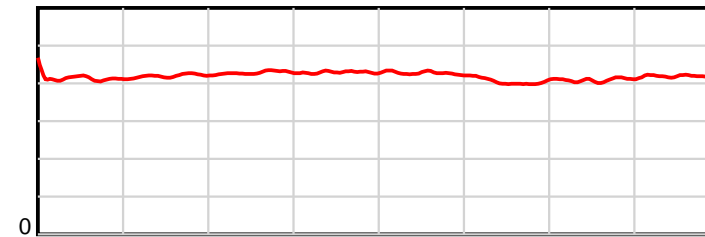
Result	TAB no.	Horse (Barrier)	1600 to	1400m to	1200m to	1000m to	800m to	600m to	400m to	200m to	Total or	Margin
10th	3	Footbolt (9)	1400m	1200m	1000m	800m	600m	400m	200m	WP	Average	
		Position in running (margin)	-	5(3.3)	6(3.8)	5(3.3)	5(2.5)	3(1.3)	6(2.4)	10(4.6)		6.90
		Sectional time (s)	15.15	11.89	12.71	13.23	12.04	11.32	11.49	12.36		
		Cumulative time (s)	100.20	85.05	73.16	60.44	47.22	35.17	23.85	12.36	1:40.20	
		Speed (m/s)	13.20	16.82	15.74	15.12	16.61	17.67	17.41	16.18	15.97	
		Stride length (m)	5.64	7.05	6.73	6.50	7.08	7.15	7.11	6.80	6.72	
		Stride duration (s)	0.415	0.419	0.428	0.430	0.426	0.405	0.409	0.420	0.421	
		Stride efficiency (%)	49.71	77.73	70.80	66.00	78.29	79.85	79.00	72.30	70.58	
		Stride count	35.46	28.36	29.71	30.77	28.26	27.98	28.13	29.40	238.07	

10 m Stride length



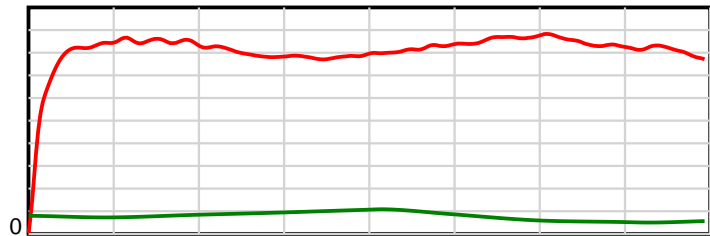
1600 m Finish

0.6 s Stride duration



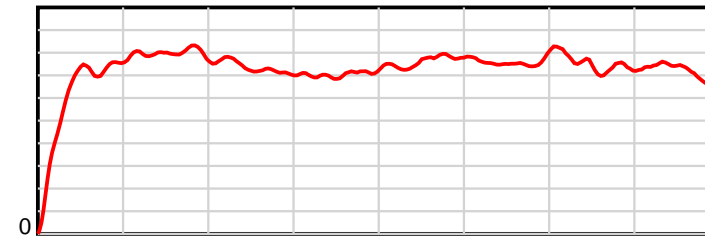
1600 m Finish

20 m/sec Speed



1600 m Finish

100 % Stride efficiency



1600 m Finish

Note: Horizontal distance axis grid lines are 200m furlongs.

Disclaimer.

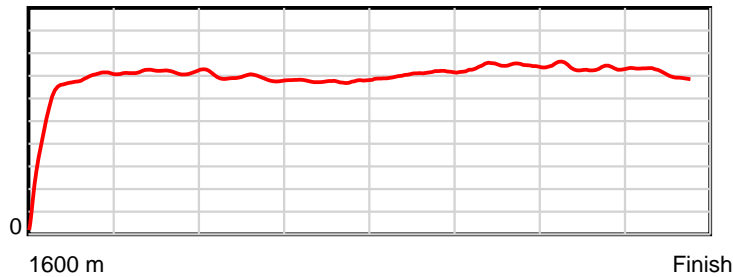
Tasracing Pty Ltd and Thoroughbred Ratings Pty Ltd accepts no responsibility for the completeness or accuracy of any of the information contained herein, and makes no representations about its suitability for any particular purpose. Users should make their own judgements about those matters and/or seek independent advice. You assume all risks associated with use of the data provided on this page.

Race Results

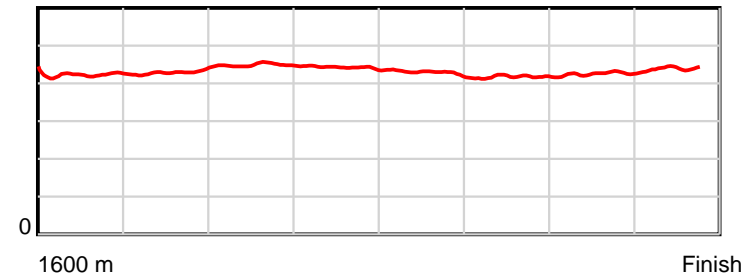
January 02, 2013, Race 4, MDN/CL1-SW, Distance 1600m, Mowbray - Offset 4m

Result	TAB no.	Horse (Barrier)	1600 to	1400m to	1200m to	1000m to	800m to	600m to	400m to	200m to	Total or	Margin
11th	7	Another Hope (2)	1400m	1200m	1000m	800m	600m	400m	200m	WP	Average	
		Position in running (margin)	-	10(6.4)	8(4.9)	8(5.7)	9(6.1)	9(5.0)	10(4.2)	9(4.5)		8.20
		Sectional time (s)	15.91	11.56	12.93	13.42	12.06	11.00	11.19	12.36		
		Cumulative time (s)	100.44	84.53	72.96	60.03	46.61	34.55	23.55	12.36	1:40.44	
		Speed (m/s)	12.57	17.30	15.47	14.90	16.58	18.18	17.87	16.18	15.93	
		Stride length (m)	5.64	7.38	6.92	6.62	7.16	7.58	7.57	7.07	6.94	
		Stride duration (s)	0.431	0.427	0.448	0.444	0.432	0.417	0.423	0.437	0.435	
		Stride efficiency (%)	49.78	85.18	74.86	68.48	80.01	89.84	89.53	78.07	75.17	
		Stride count	35.44	27.09	28.90	30.21	27.95	26.38	26.42	28.30	230.69	

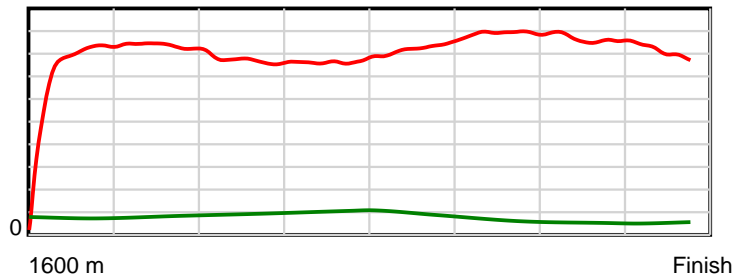
10 m Stride length



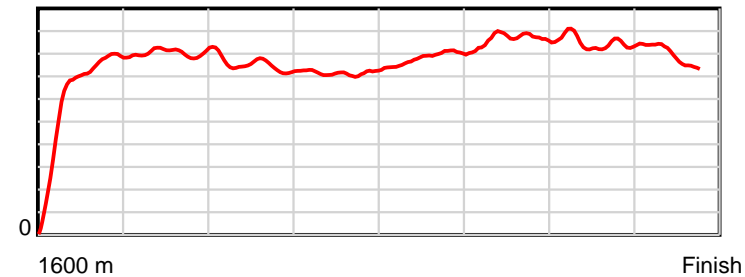
0.6 s Stride duration



20 m/sec Speed



100 % Stride efficiency



Note: Horizontal distance axis grid lines are 200m furlongs.

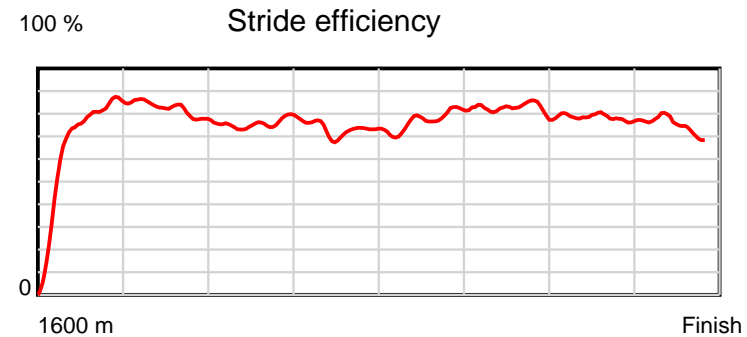
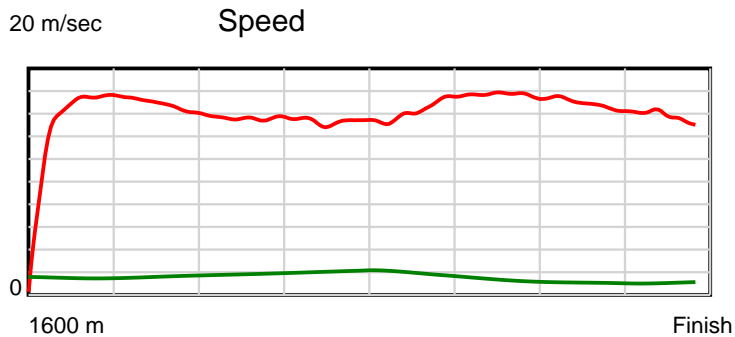
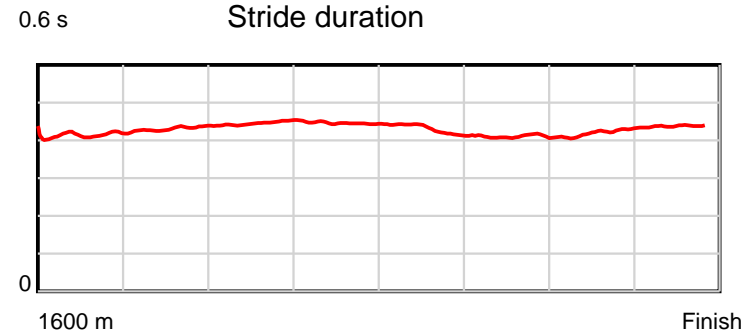
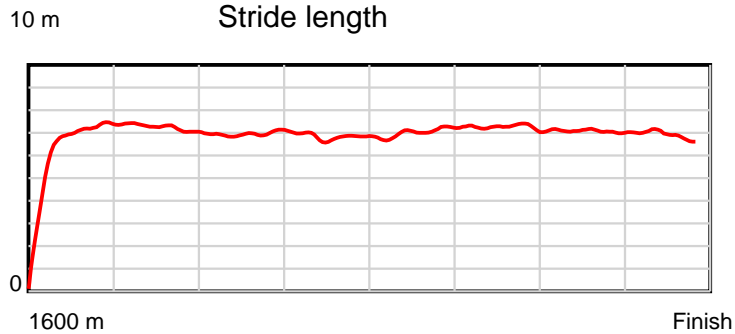
Disclaimer.

Tasracing Pty Ltd and Thoroughbred Ratings Pty Ltd accepts no responsibility for the completeness or accuracy of any of the information contained herein, and makes no representations about its suitability for any particular purpose. Users should make their own judgements about those matters and/or seek independent advice. You assume all risks associated with use of the data provided on this page.

Race Results

January 02, 2013, Race 4, MDN/CL1-SW, Distance 1600m, Mowbray - Offset 4m

Result	TAB no.	Horse (Barrier)	1600 to	1400m to	1200m to	1000m to	800m to	600m to	400m to	200m to	Total or	Margin
12th	13	Senor Claude (6)	1400m	1200m	1000m	800m	600m	400m	200m	WP	Average	
		Position in running (margin)	-	4(2.4)	1(0.0)	1(0.0)	2(0.6)	1(0.0)	1(0.0)	4(1.9)		8.70
		Sectional time (s)	15.29	11.42	12.80	13.45	12.15	11.14	11.45	12.85		
		Cumulative time (s)	100.54	85.25	73.84	61.04	47.59	35.44	24.30	12.85	1:40.54	
		Speed (m/s)	13.08	17.51	15.62	14.87	16.46	17.95	17.47	15.56	15.91	
		Stride length (m)	5.62	7.50	6.93	6.65	7.13	7.38	7.26	6.81	6.86	
		Stride duration (s)	0.413	0.428	0.444	0.447	0.433	0.411	0.416	0.437	0.431	
		Stride efficiency (%)	49.31	87.79	75.09	69.03	79.45	85.05	82.34	72.40	73.49	
		Stride count	35.60	26.68	28.85	30.09	28.05	27.11	27.55	29.38	233.31	



Note: Horizontal distance axis grid lines are 200m furlongs.

Disclaimer.

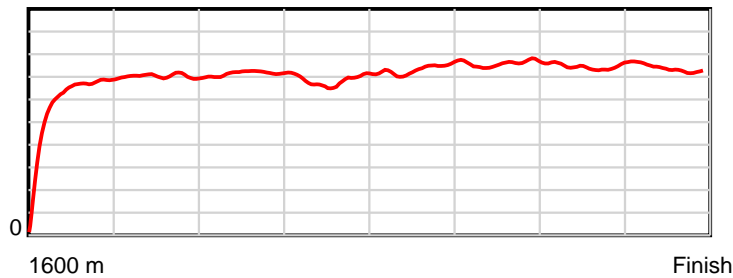
Tasracing Pty Ltd and Thoroughbred Ratings Pty Ltd accepts no responsibility for the completeness or accuracy of any of the information contained herein, and makes no representations about its suitability for any particular purpose. Users should make their own judgements about those matters and/or seek independent advice. You assume all risks associated with use of the data provided on this page.

Race Results

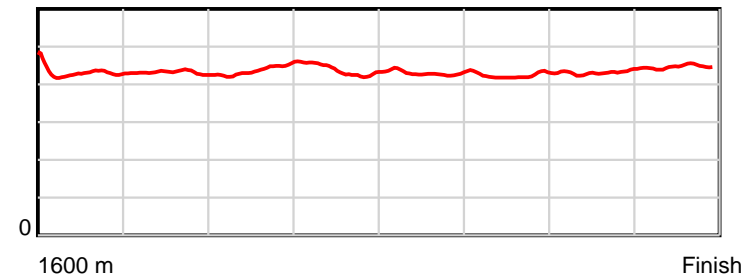
January 02, 2013, Race 4, MDN/CL1-SW, Distance 1600m, Mowbray - Offset 4m

Result	TAB no.	Horse (Barrier)	1600 to	1400m to	1200m to	1000m to	800m to	600m to	400m to	200m to	Total or	Margin
13th	9	Danestone (13)	1400m	1200m	1000m	800m	600m	400m	200m	WP	Average	
		Position in running (margin)	-	13(8.6)	14(12.4)	14(9.9)	12(9.4)	10(5.8)	12(5.1)	13(6.2)		8.90
		Sectional time (s)	16.40	12.45	12.38	13.28	11.65	11.02	11.31	12.09		
		Cumulative time (s)	100.58	84.18	71.73	59.35	46.07	34.42	23.41	12.09	1:40.58	
		Speed (m/s)	12.20	16.06	16.16	15.06	17.17	18.15	17.68	16.54	15.91	
		Stride length (m)	5.65	6.93	7.05	6.60	7.38	7.68	7.62	7.40	6.98	
		Stride duration (s)	0.436	0.431	0.437	0.438	0.430	0.423	0.431	0.447	0.439	
		Stride efficiency (%)	49.91	74.97	77.75	68.09	85.12	92.09	90.78	85.58	76.06	
		Stride count	35.39	28.87	28.35	30.30	27.10	26.05	26.24	27.03	229.33	

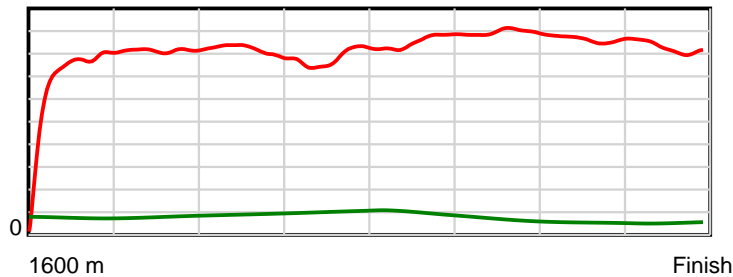
10 m Stride length



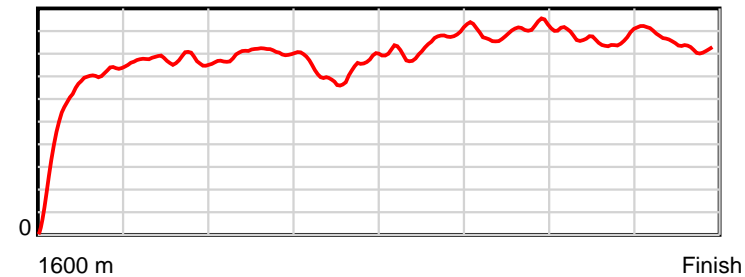
0.6 s Stride duration



20 m/sec Speed



100 % Stride efficiency



Note: Horizontal distance axis grid lines are 200m furlongs.

Disclaimer.

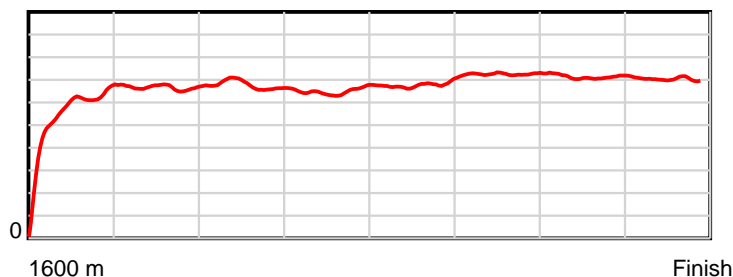
Tasracing Pty Ltd and Thoroughbred Ratings Pty Ltd accepts no responsibility for the completeness or accuracy of any of the information contained herein, and makes no representations about its suitability for any particular purpose. Users should make their own judgements about those matters and/or seek independent advice. You assume all risks associated with use of the data provided on this page.

Race Results

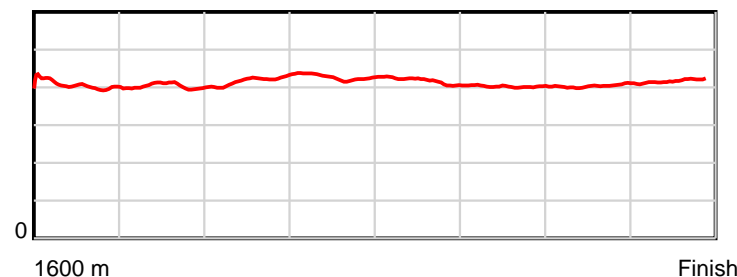
January 02, 2013, Race 4, MDN/CL1-SW, Distance 1600m, Mowbray - Offset 4m

Result	TAB no.	Horse (Barrier)	1600 to	1400m to	1200m to	1000m to	800m to	600m to	400m to	200m to	Total or	Margin
14th	15	Seal the Plan (1)	1400m	1200m	1000m	800m	600m	400m	200m	WP	Average	
		Position in running (margin)	-	11(7.7)	11(9.9)	13(9.5)	14(10.6)	14(10.4)	14(8.5)	14(8.6)		9.30
		Sectional time (s)	16.14	12.18	12.73	13.54	12.21	10.82	11.16	11.89		
		Cumulative time (s)	100.66	84.52	72.35	59.61	46.08	33.87	23.05	11.89	1:40.65	
		Speed (m/s)	12.40	16.42	15.71	14.77	16.38	18.48	17.92	16.82	15.90	
		Stride length (m)	5.18	6.60	6.53	6.32	6.85	7.43	7.22	7.02	6.57	
		Stride duration (s)	0.402	0.402	0.416	0.428	0.418	0.402	0.403	0.418	0.413	
		Stride efficiency (%)	42.00	68.17	66.61	62.38	73.25	86.33	81.49	77.11	67.51	
		Stride count	38.58	30.28	30.63	31.65	29.21	26.91	27.70	28.47	243.43	

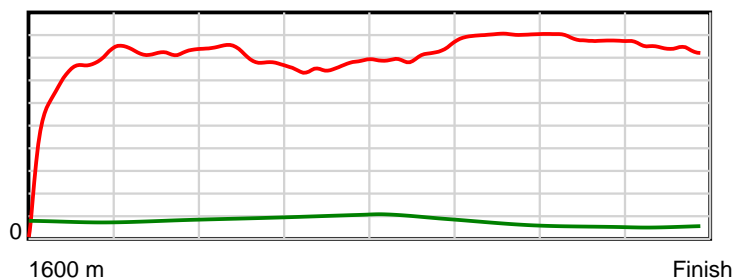
10 m Stride length



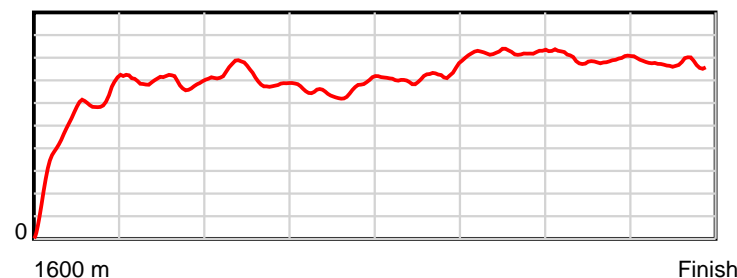
0.6 s Stride duration



20 m/sec Speed



100 % Stride efficiency



Note: Horizontal distance axis grid lines are 200m furlongs.

Disclaimer.

Tasracing Pty Ltd and Thoroughbred Ratings Pty Ltd accepts no responsibility for the completeness or accuracy of any of the information contained herein, and makes no representations about its suitability for any particular purpose. Users should make their own judgements about those matters and/or seek independent advice. You assume all risks associated with use of the data provided on this page.