



## Race Results

Devonport Racing Club, Devonport Synthetic, January 09, 2013

Compilation date: January 10, 2013, 4:34:36 PM (EST)

Copyright © 2013 Tasracing Pty Ltd. All rights reserved.

### Trademarks.

StrideMASTER is a registered trademark of Thoroughbred Ratings Pty Ltd.

### Disclaimer.

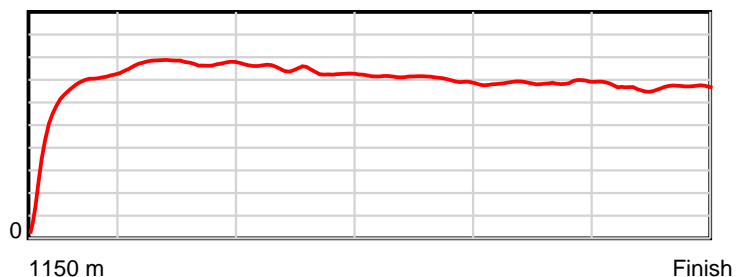
Tasracing Pty Ltd and Thoroughbred Ratings Pty Ltd accepts no responsibility for the completeness or accuracy of any of the information contained herein, and makes no representations about its suitability for any particular purpose. Users should make their own judgements about those matters and/or seek independent advice. You assume all risks associated with use of the data provided on this page.

# Race Results

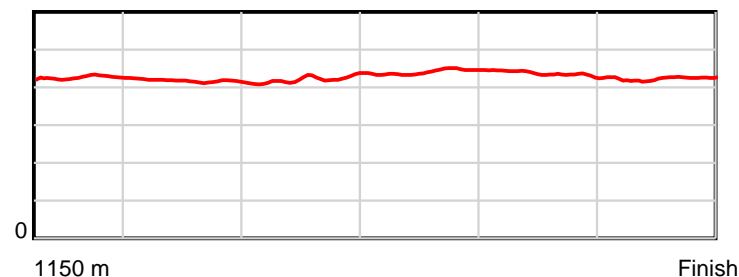
January 09, 2013, Race 3, MDN-SW, Distance 1150m, Spreyton - Offset 0m

| Result | TAB no. | Horse (Barrier)              | 1150 to      | 1000m to    | 800m to     | 600m to     | 400m to     | 200m to   | Total or       | Margin |
|--------|---------|------------------------------|--------------|-------------|-------------|-------------|-------------|-----------|----------------|--------|
| 1st    | 9       | <b>Windedo (4)</b>           | <b>1000m</b> | <b>800m</b> | <b>600m</b> | <b>400m</b> | <b>200m</b> | <b>WP</b> | <b>Average</b> |        |
|        |         | Position in running (margin) | -            | 6(0.0)      | 5(0.0)      | 4(0.0)      | 6(0.0)      | 6(0.0)    |                | 0.00   |
|        |         | Sectional time (s)           | 9.35         | 10.57       | 11.40       | 14.30       | 13.10       | 12.57     |                |        |
|        |         | Cumulative time (s)          | 71.29        | 61.94       | 51.37       | 39.97       | 25.68       | 12.57     | 1:11.29        |        |
|        |         | Speed (m/s)                  | 16.04        | 18.92       | 17.54       | 13.99       | 15.27       | 15.91     | 16.13          |        |
|        |         | Stride length (m)            | 5.89         | 7.92        | 7.33        | 6.16        | 6.65        | 6.72      | 6.75           |        |
|        |         | Stride duration (s)          | 0.419        | 0.418       | 0.418       | 0.441       | 0.436       | 0.423     | 0.419          |        |
|        |         | Stride efficiency (%)        | 54.26        | 97.98       | 83.97       | 59.34       | 69.16       | 70.66     | 71.30          |        |
|        |         | Stride count                 | 25.45        | 25.26       | 27.28       | 32.46       | 30.06       | 29.74     | 170.25         |        |

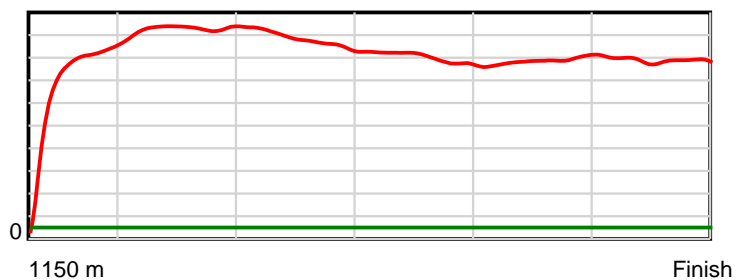
10 m Stride length



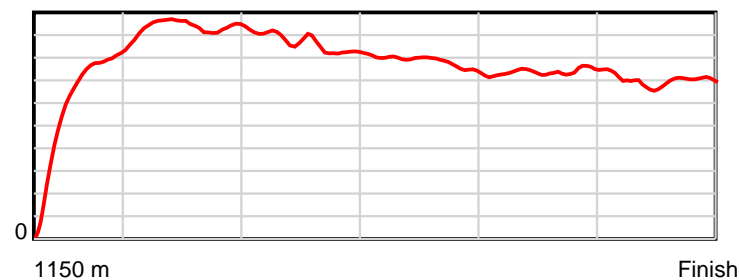
0.6 s Stride duration



20 m/sec Speed



100 % Stride efficiency



Note: Horizontal distance axis grid lines are 200m furlongs.

## Disclaimer.

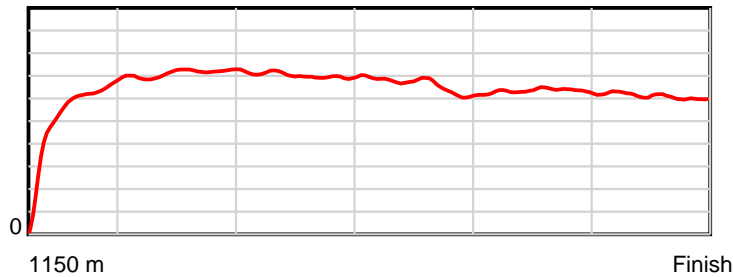
Tasracing Pty Ltd and Thoroughbred Ratings Pty Ltd accepts no responsibility for the completeness or accuracy of any of the information contained herein, and makes no representations about its suitability for any particular purpose. Users should make their own judgements about those matters and/or seek independent advice. You assume all risks associated with use of the data provided on this page.

# Race Results

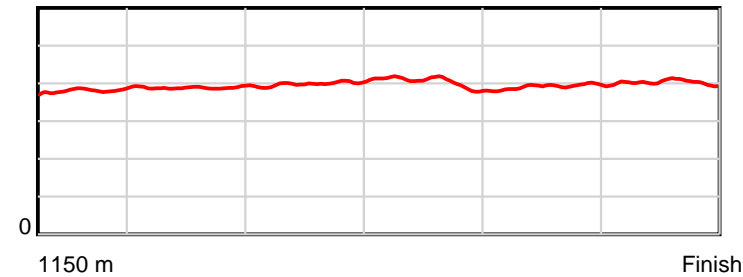
January 09, 2013, Race 3, MDN-SW, Distance 1150m, Spreyton - Offset 0m

| Result | TAB no. | Horse (Barrier)              | 1150 to | 1000m to | 800m to | 600m to | 400m to | 200m to | Total or | Margin |
|--------|---------|------------------------------|---------|----------|---------|---------|---------|---------|----------|--------|
| 2nd    | 6       | Sienna of Sydn... (5)        | 1000m   | 800m     | 600m    | 400m    | 200m    | WP      | Average  |        |
|        |         | Position in running (margin) | -       | 4(0.0)   | 4(0.0)  | 5(0.0)  | 5(0.0)  | 3(0.0)  |          | 0.10   |
|        |         | Sectional time (s)           | 9.28    | 10.56    | 11.48   | 14.08   | 12.80   | 13.10   |          |        |
|        |         | Cumulative time (s)          | 71.31   | 62.03    | 51.47   | 39.99   | 25.90   | 13.10   | 1:11.31  |        |
|        |         | Speed (m/s)                  | 16.17   | 18.94    | 17.42   | 14.20   | 15.62   | 15.27   | 16.13    |        |
|        |         | Stride length (m)            | 5.39    | 7.34     | 6.92    | 5.72    | 6.10    | 6.12    | 6.24     |        |
|        |         | Stride duration (s)          | 0.376   | 0.388    | 0.397   | 0.402   | 0.390   | 0.401   | 0.387    |        |
|        |         | Stride efficiency (%)        | 45.33   | 84.25    | 74.77   | 51.05   | 58.16   | 58.56   | 60.75    |        |
|        |         | Stride count                 | 27.85   | 27.24    | 28.91   | 34.99   | 32.78   | 32.67   | 184.44   |        |

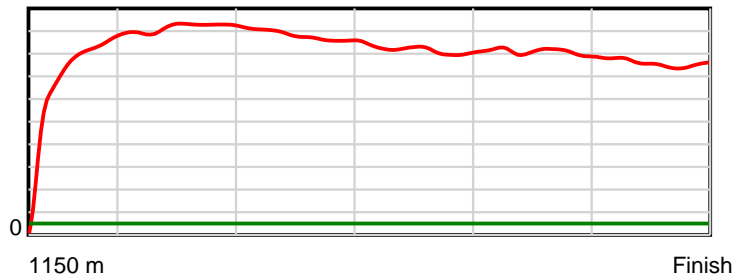
10 m Stride length



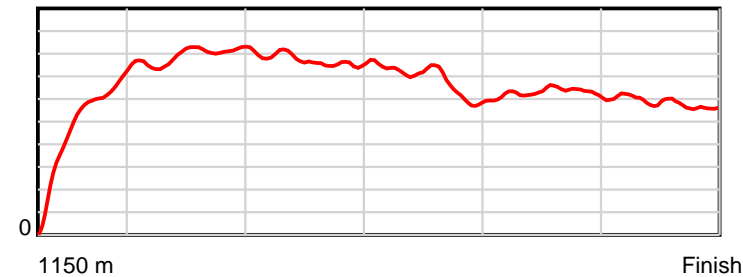
0.6 s Stride duration



20 m/sec Speed



100 % Stride efficiency



Note: Horizontal distance axis grid lines are 200m furlongs.

## Disclaimer.

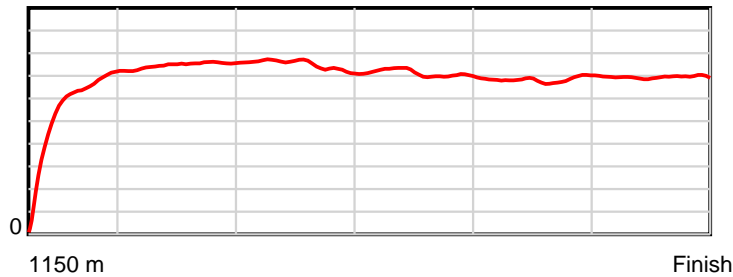
Tasracing Pty Ltd and Thoroughbred Ratings Pty Ltd accepts no responsibility for the completeness or accuracy of any of the information contained herein, and makes no representations about its suitability for any particular purpose. Users should make their own judgements about those matters and/or seek independent advice. You assume all risks associated with use of the data provided on this page.

# Race Results

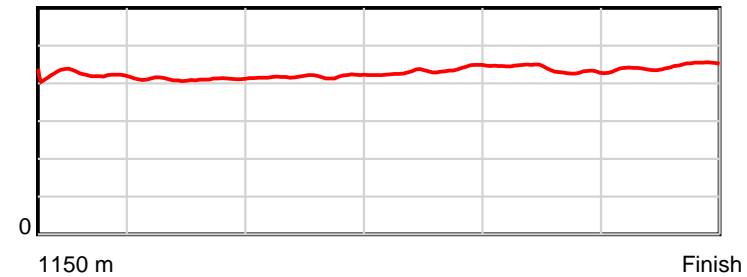
January 09, 2013, Race 3, MDN-SW, Distance 1150m, Spreyton - Offset 0m

| Result | TAB no. | Horse (Barrier)              | 1150 to | 1000m to | 800m to | 600m to | 400m to | 200m to | Total or | Margin |
|--------|---------|------------------------------|---------|----------|---------|---------|---------|---------|----------|--------|
| 3rd    | 7       | All I Got (7)                | 1000m   | 800m     | 600m    | 400m    | 200m    | WP      | Average  |        |
|        |         | Position in running (margin) | -       | 7(0.0)   | 8(0.0)  | 8(0.0)  | 7(0.0)  | 8(0.0)  |          | 1.20   |
|        |         | Sectional time (s)           | 9.65    | 10.70    | 11.24   | 13.86   | 13.14   | 12.91   |          |        |
|        |         | Cumulative time (s)          | 71.51   | 61.86    | 51.16   | 39.91   | 26.05   | 12.91   | 1:11.51  |        |
|        |         | Speed (m/s)                  | 15.54   | 18.69    | 17.79   | 14.43   | 15.22   | 15.49   | 16.08    |        |
|        |         | Stride length (m)            | 5.69    | 7.68     | 7.40    | 6.23    | 6.65    | 6.91    | 6.74     |        |
|        |         | Stride duration (s)          | 0.418   | 0.411    | 0.416   | 0.432   | 0.437   | 0.446   | 0.419    |        |
|        |         | Stride efficiency (%)        | 50.68   | 92.15    | 85.67   | 60.69   | 69.08   | 74.56   | 71.08    |        |
|        |         | Stride count                 | 26.34   | 26.04    | 27.01   | 32.09   | 30.08   | 28.95   | 170.51   |        |

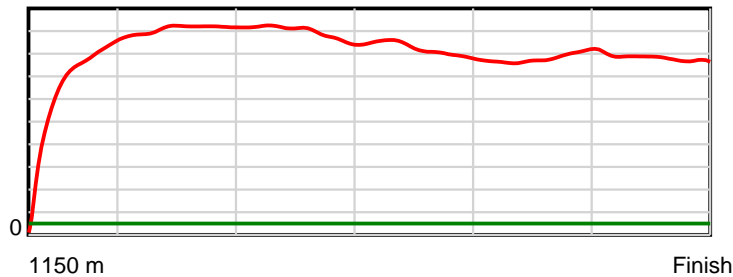
10 m Stride length



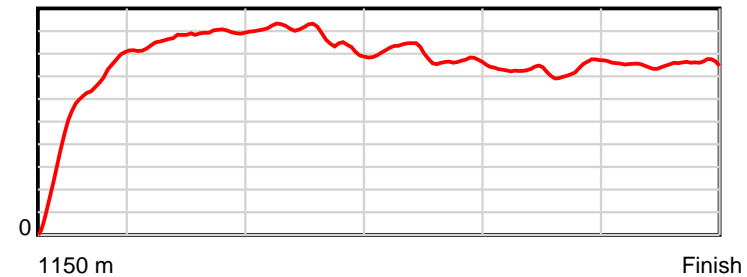
0.6 s Stride duration



20 m/sec Speed



100 % Stride efficiency



Note: Horizontal distance axis grid lines are 200m furlongs.

### Disclaimer.

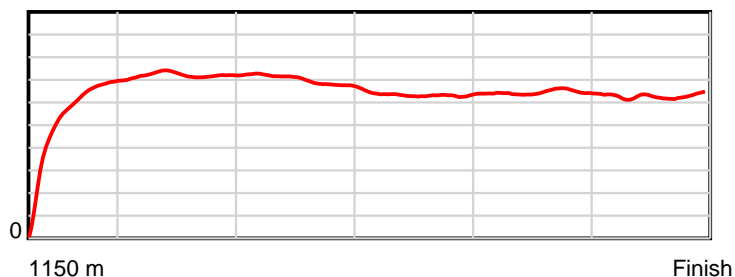
Tasracing Pty Ltd and Thoroughbred Ratings Pty Ltd accepts no responsibility for the completeness or accuracy of any of the information contained herein, and makes no representations about its suitability for any particular purpose. Users should make their own judgements about those matters and/or seek independent advice. You assume all risks associated with use of the data provided on this page.

# Race Results

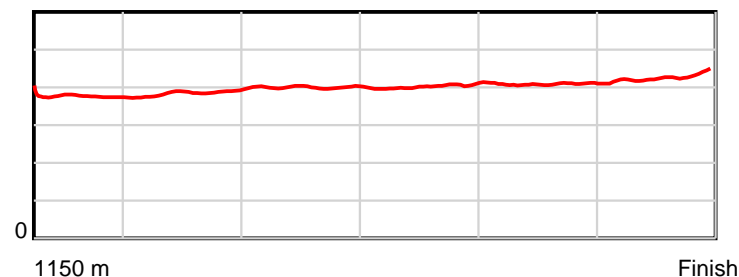
January 09, 2013, Race 3, MDN-SW, Distance 1150m, Spreyton - Offset 0m

| Result | TAB no. | Horse (Barrier)              | 1150 to      | 1000m to    | 800m to     | 600m to     | 400m to     | 200m to   | Total or       | Margin |
|--------|---------|------------------------------|--------------|-------------|-------------|-------------|-------------|-----------|----------------|--------|
| 4th    | 5       | <b>Bay of Fire (3)</b>       | <b>1000m</b> | <b>800m</b> | <b>600m</b> | <b>400m</b> | <b>200m</b> | <b>WP</b> | <b>Average</b> |        |
|        |         | Position in running (margin) | -            | 5(0.0)      | 3(0.0)      | 3(0.0)      | 3(0.0)      | 4(0.0)    |                | 3.20   |
|        |         | Sectional time (s)           | 9.19         | 10.35       | 11.53       | 14.04       | 13.18       | 13.59     |                |        |
|        |         | Cumulative time (s)          | 71.89        | 62.70       | 52.35       | 40.81       | 26.78       | 13.59     | 1:11.89        |        |
|        |         | Speed (m/s)                  | 16.32        | 19.32       | 17.35       | 14.25       | 15.17       | 14.72     | 16.00          |        |
|        |         | Stride length (m)            | 5.32         | 7.37        | 6.90        | 5.72        | 6.20        | 6.28      | 6.27           |        |
|        |         | Stride duration (s)          | 0.382        | 0.381       | 0.398       | 0.401       | 0.409       | 0.427     | 0.392          |        |
|        |         | Stride efficiency (%)        | 44.26        | 84.92       | 74.49       | 51.10       | 60.12       | 61.60     | 61.47          |        |
|        |         | Stride count                 | 28.19        | 27.13       | 28.97       | 34.97       | 32.25       | 31.85     | 183.36         |        |

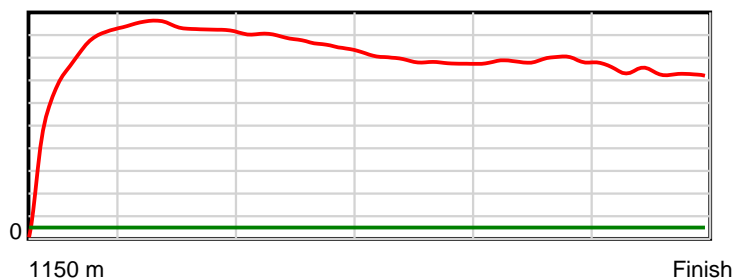
10 m Stride length



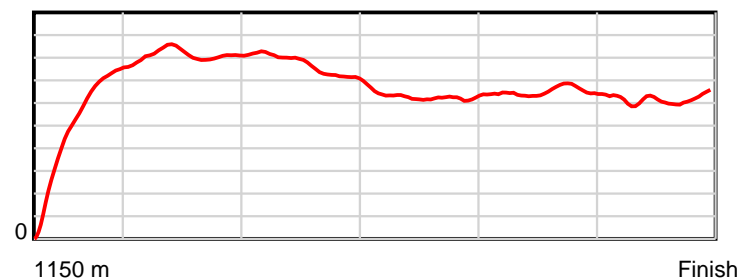
0.6 s Stride duration



20 m/sec Speed



100 % Stride efficiency



Note: Horizontal distance axis grid lines are 200m furlongs.

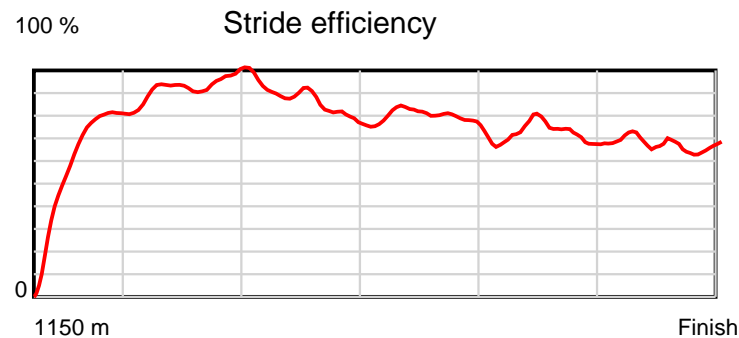
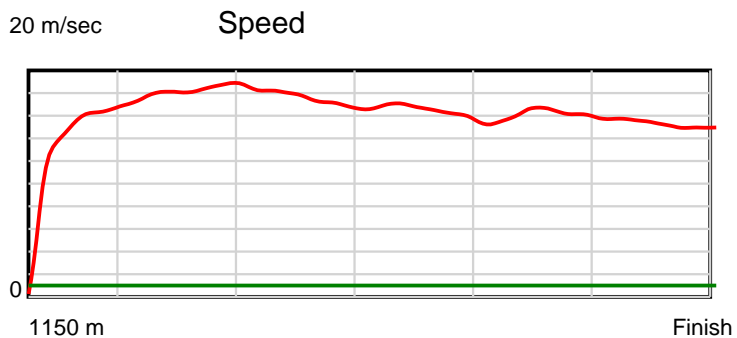
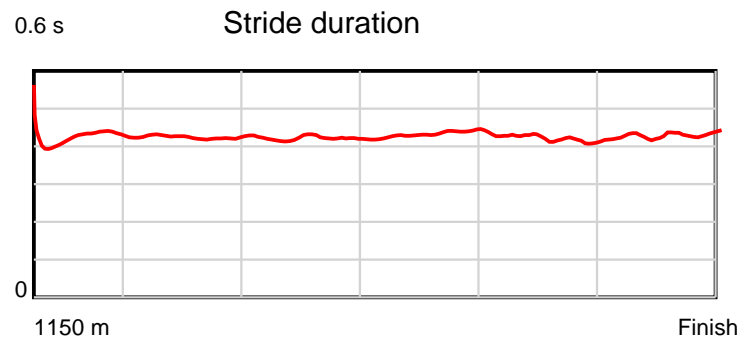
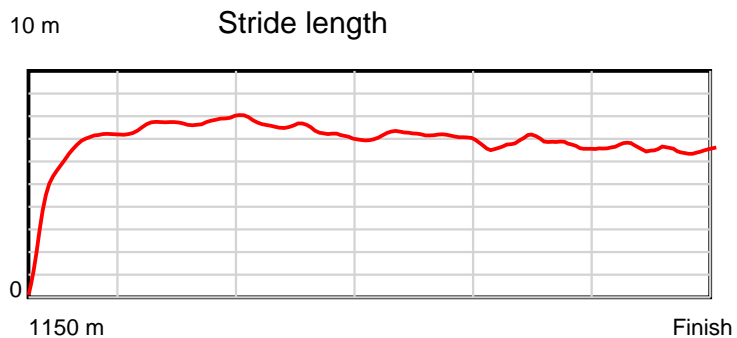
## Disclaimer.

Tasracing Pty Ltd and Thoroughbred Ratings Pty Ltd accepts no responsibility for the completeness or accuracy of any of the information contained herein, and makes no representations about its suitability for any particular purpose. Users should make their own judgements about those matters and/or seek independent advice. You assume all risks associated with use of the data provided on this page.

# Race Results

January 09, 2013, Race 3, MDN-SW, Distance 1150m, Spreyton - Offset 0m

| Result | TAB no. | Horse (Barrier)              | 1150 to      | 1000m to    | 800m to     | 600m to     | 400m to     | 200m to   | Total or       | Margin |
|--------|---------|------------------------------|--------------|-------------|-------------|-------------|-------------|-----------|----------------|--------|
| 5th    | 2       | <b>Master Style (8)</b>      | <b>1000m</b> | <b>800m</b> | <b>600m</b> | <b>400m</b> | <b>200m</b> | <b>WP</b> | <b>Average</b> |        |
|        |         | Position in running (margin) | -            | 3(0.0)      | 6(0.0)      | 7(0.0)      | 9(0.0)      | 9(0.0)    |                | 3.70   |
|        |         | Sectional time (s)           | 9.20         | 10.90       | 11.56       | 14.16       | 13.02       | 13.14     |                |        |
|        |         | Cumulative time (s)          | 71.98        | 62.78       | 51.87       | 40.31       | 26.15       | 13.14     | 1:11.98        |        |
|        |         | Speed (m/s)                  | 16.30        | 18.35       | 17.30       | 14.12       | 15.36       | 15.22     | 15.98          |        |
|        |         | Stride length (m)            | 6.23         | 7.78        | 7.30        | 6.09        | 6.42        | 6.54      | 6.70           |        |
|        |         | Stride duration (s)          | 0.430        | 0.424       | 0.422       | 0.431       | 0.418       | 0.430     | 0.419          |        |
|        |         | Stride efficiency (%)        | 60.56        | 94.59       | 83.28       | 57.90       | 64.50       | 66.90     | 70.05          |        |
|        |         | Stride count                 | 24.09        | 25.71       | 27.40       | 32.86       | 31.13       | 30.57     | 171.76         |        |



Note: Horizontal distance axis grid lines are 200m furlongs.

**Disclaimer.**

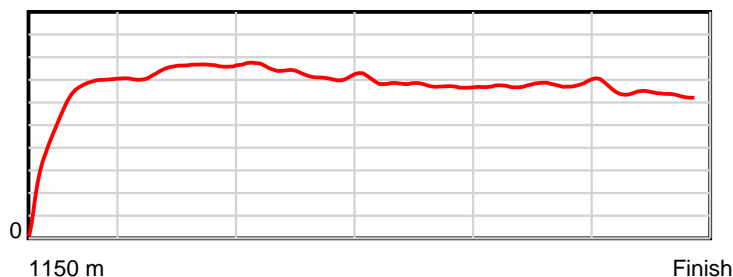
Tasracing Pty Ltd and Thoroughbred Ratings Pty Ltd accepts no responsibility for the completeness or accuracy of any of the information contained herein, and makes no representations about its suitability for any particular purpose. Users should make their own judgements about those matters and/or seek independent advice. You assume all risks associated with use of the data provided on this page.

# Race Results

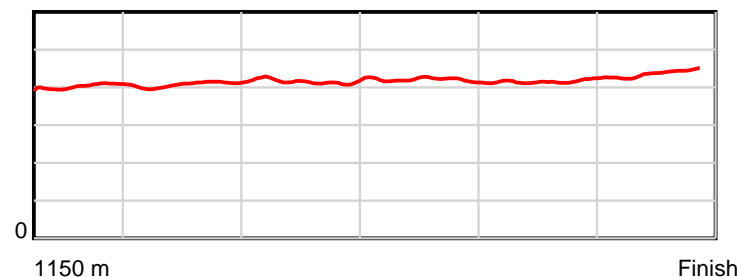
January 09, 2013, Race 3, MDN-SW, Distance 1150m, Spreyton - Offset 0m

| Result | TAB no. | Horse (Barrier)              | 1150 to | 1000m to | 800m to | 600m to | 400m to | 200m to | Total or | Margin |
|--------|---------|------------------------------|---------|----------|---------|---------|---------|---------|----------|--------|
| 6th    | 1       | Anelka (6)                   | 1000m   | 800m     | 600m    | 400m    | 200m    | WP      | Average  |        |
|        |         | Position in running (margin) | -       | 9(0.0)   | 7(0.0)  | 6(0.0)  | 8(0.0)  | 5(0.0)  |          | 4.20   |
|        |         | Sectional time (s)           | 10.14   | 9.88     | 11.20   | 14.30   | 12.90   | 13.66   |          |        |
|        |         | Cumulative time (s)          | 72.08   | 61.94    | 52.06   | 40.85   | 26.55   | 13.66   | 1:12.07  |        |
|        |         | Speed (m/s)                  | 14.79   | 20.24    | 17.86   | 13.99   | 15.50   | 14.64   | 15.95    |        |
|        |         | Stride length (m)            | 5.21    | 8.21     | 7.41    | 5.87    | 6.43    | 6.40    | 6.51     |        |
|        |         | Stride duration (s)          | 0.403   | 0.405    | 0.415   | 0.419   | 0.414   | 0.437   | 0.408    |        |
|        |         | Stride efficiency (%)        | 42.39   | 105.20   | 85.91   | 53.77   | 64.52   | 63.94   | 66.23    |        |
|        |         | Stride count                 | 28.80   | 24.38    | 26.97   | 34.10   | 31.12   | 31.27   | 176.64   |        |

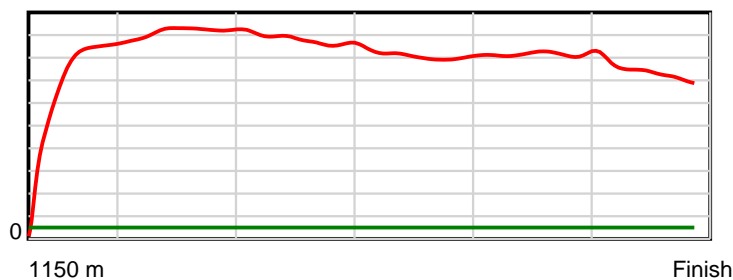
10 m Stride length



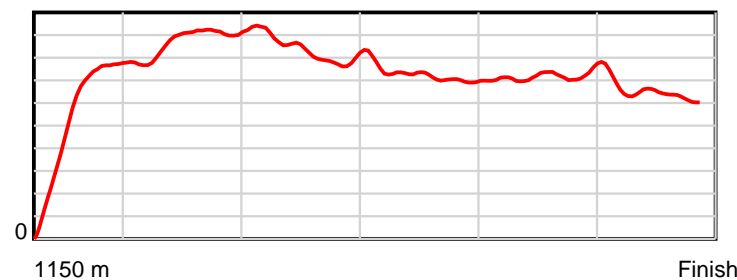
0.6 s Stride duration



20 m/sec Speed



100 % Stride efficiency



Note: Horizontal distance axis grid lines are 200m furlongs.

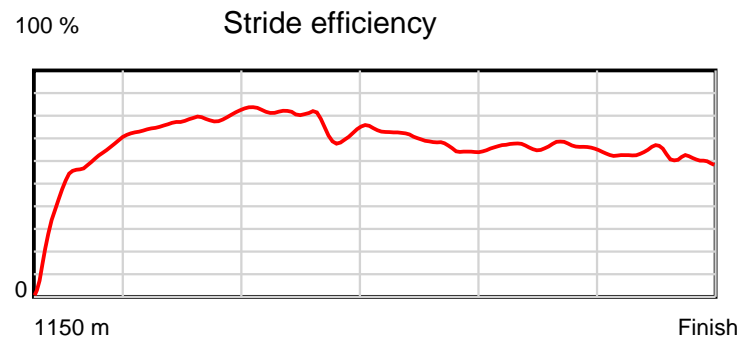
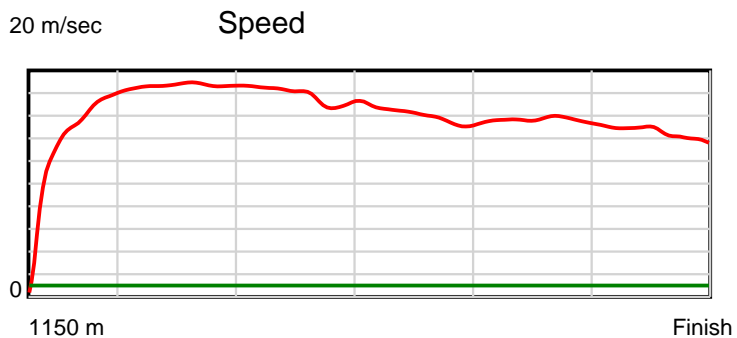
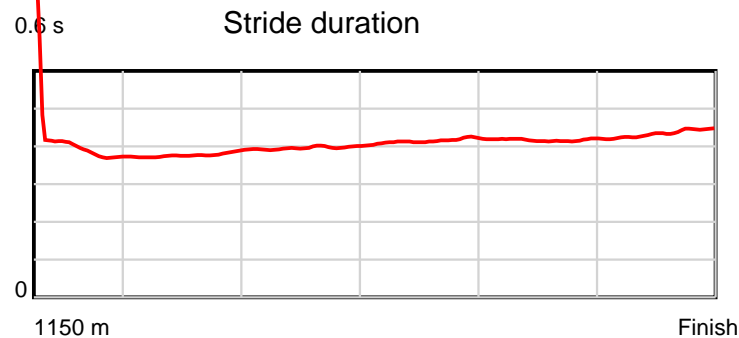
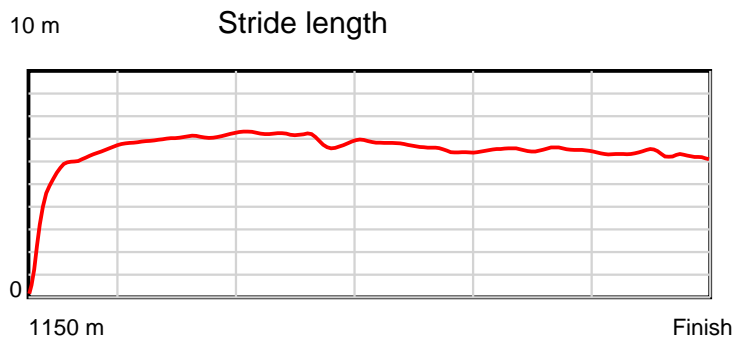
## Disclaimer.

Tasracing Pty Ltd and Thoroughbred Ratings Pty Ltd accepts no responsibility for the completeness or accuracy of any of the information contained herein, and makes no representations about its suitability for any particular purpose. Users should make their own judgements about those matters and/or seek independent advice. You assume all risks associated with use of the data provided on this page.

# Race Results

January 09, 2013, Race 3, MDN-SW, Distance 1150m, Spreyton - Offset 0m

| Result | TAB no. | Horse (Barrier)              | 1150 to | 1000m to | 800m to | 600m to | 400m to | 200m to | Total or | Margin |
|--------|---------|------------------------------|---------|----------|---------|---------|---------|---------|----------|--------|
| 7th    | 8       | Royal Bluff (1)              | 1000m   | 800m     | 600m    | 400m    | 200m    | WP      | Average  |        |
|        |         | Position in running (margin) | -       | 0(0.0)   | 0(0.0)  | 0(0.0)  | 0(0.0)  | 0(0.0)  |          | 7.50   |
|        |         | Sectional time (s)           | 11.24   | 10.41    | 11.27   | 13.00   | 12.87   | 13.93   |          |        |
|        |         | Cumulative time (s)          | 72.71   | 61.47    | 51.06   | 39.80   | 26.80   | 13.93   | 1:12.70  |        |
|        |         | Speed (m/s)                  | 13.34   | 19.21    | 17.75   | 15.38   | 15.54   | 14.36   | 15.82    |        |
|        |         | Stride length (m)            | 5.58    | 7.24     | 7.03    | 6.38    | 6.48    | 6.25    | 6.49     |        |
|        |         | Stride duration (s)          | 0.419   | 0.377    | 0.396   | 0.414   | 0.417   | 0.436   | 0.410    |        |
|        |         | Stride efficiency (%)        | 48.59   | 81.96    | 77.14   | 63.53   | 65.66   | 61.13   | 65.82    |        |
|        |         | Stride count                 | 26.90   | 27.62    | 28.47   | 31.37   | 30.85   | 31.98   | 177.19   |        |



Note: Horizontal distance axis grid lines are 200m furlongs.

**Disclaimer.**

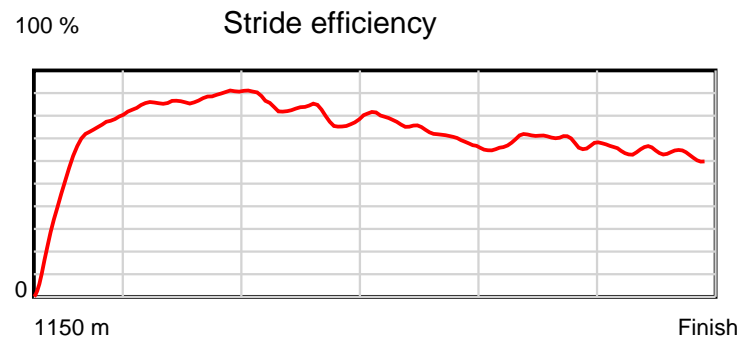
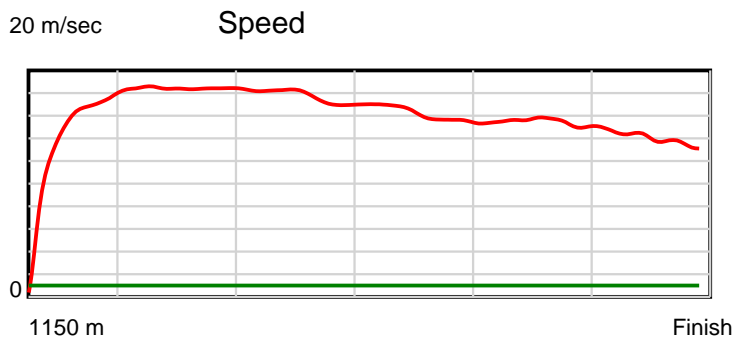
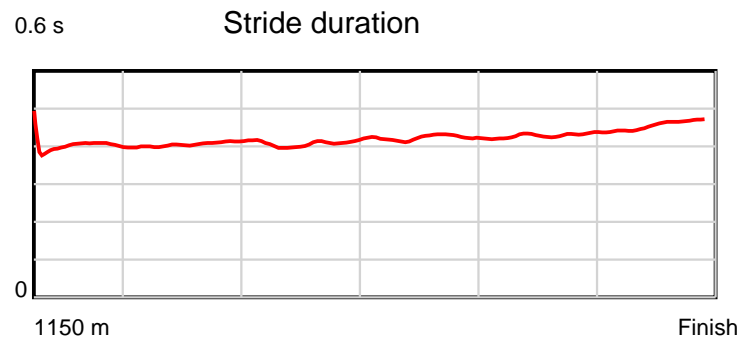
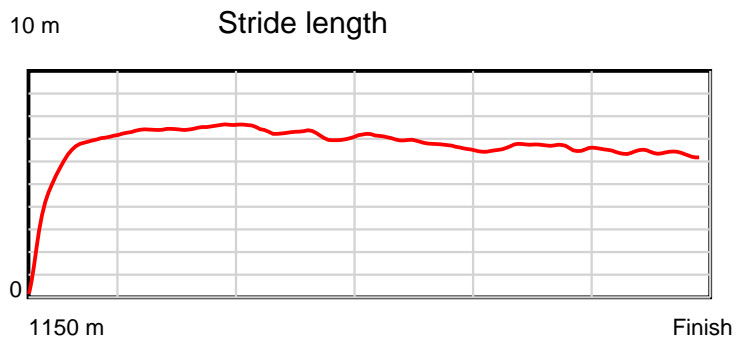
Tasracing Pty Ltd and Thoroughbred Ratings Pty Ltd accepts no responsibility for the completeness or accuracy of any of the information contained herein, and makes no representations about its suitability for any particular purpose. Users should make their own judgements about those matters and/or seek independent advice. You assume all risks associated with use of the data provided on this page.



# Race Results

January 09, 2013, Race 3, MDN-SW, Distance 1150m, Spreyton - Offset 0m

| Result | TAB no. | Horse (Barrier)              | 1150 to | 1000m to | 800m to | 600m to | 400m to | 200m to | Total or | Margin |
|--------|---------|------------------------------|---------|----------|---------|---------|---------|---------|----------|--------|
| 8th    | 4       | Frogmoor Mal (9)             | 1000m   | 800m     | 600m    | 400m    | 200m    | WP      | Average  |        |
|        |         | Position in running (margin) | -       | 8(0.0)   | 9(0.0)  | 9(0.0)  | 2(0.0)  | 2(0.0)  |          | 9.60   |
|        |         | Sectional time (s)           | 11.34   | 10.56    | 11.24   | 12.69   | 12.97   | 14.31   |          |        |
|        |         | Cumulative time (s)          | 73.12   | 61.78    | 51.21   | 39.98   | 27.28   | 14.31   | 1:13.12  |        |
|        |         | Speed (m/s)                  | 13.23   | 18.94    | 17.79   | 15.76   | 15.42   | 13.98   | 15.73    |        |
|        |         | Stride length (m)            | 5.35    | 7.66     | 7.24    | 6.66    | 6.60    | 6.38    | 6.63     |        |
|        |         | Stride duration (s)          | 0.406   | 0.405    | 0.407   | 0.423   | 0.428   | 0.457   | 0.422    |        |
|        |         | Stride efficiency (%)        | 44.78   | 91.74    | 81.92   | 69.41   | 68.14   | 63.66   | 68.75    |        |
|        |         | Stride count                 | 28.02   | 26.10    | 27.62   | 30.01   | 30.29   | 31.34   | 173.38   |        |



Note: Horizontal distance axis grid lines are 200m furlongs.

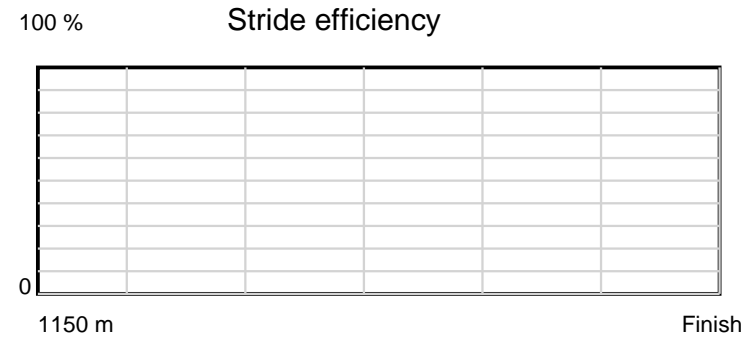
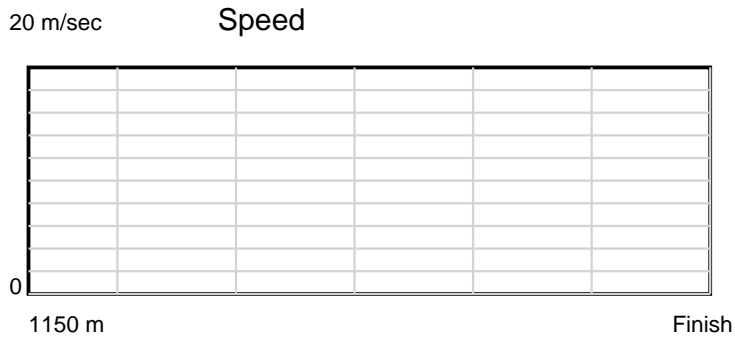
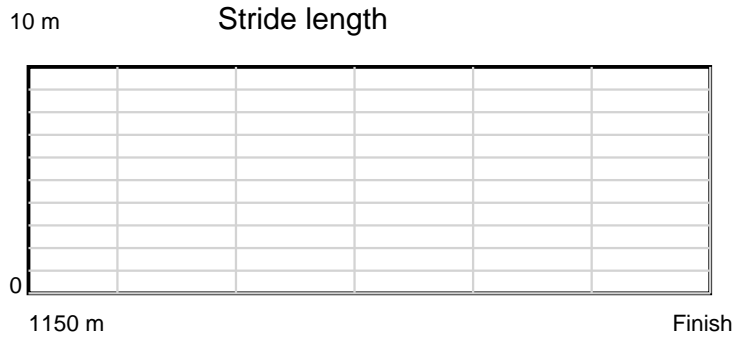
## Disclaimer.

Tasracing Pty Ltd and Thoroughbred Ratings Pty Ltd accepts no responsibility for the completeness or accuracy of any of the information contained herein, and makes no representations about its suitability for any particular purpose. Users should make their own judgements about those matters and/or seek independent advice. You assume all risks associated with use of the data provided on this page.

# Race Results

January 09, 2013, Race 3, MDN-SW, Distance 1150m, Spreyton - Offset 0m

| Result | TAB no. | Horse (Barrier)              | 1150 to   | 1000m to       | 800m to | 600m to | 400m to | 200m to | Total or | Margin |
|--------|---------|------------------------------|-----------|----------------|---------|---------|---------|---------|----------|--------|
| 9th    | 3       | <b>Burrendah (2)</b>         | <b>WP</b> | <b>Average</b> |         |         |         |         |          |        |
|        |         | Position in running (margin) |           | 10.00          |         |         |         |         |          |        |
|        |         | Sectional time (s)           |           |                |         |         |         |         |          |        |
|        |         | Cumulative time (s)          | 1:13.20   |                |         |         |         |         |          |        |
|        |         | Speed (m/s)                  | 15.71     |                |         |         |         |         |          |        |
|        |         | Stride length (m)            | nan       |                |         |         |         |         |          |        |
|        |         | Stride duration (s)          | nan       |                |         |         |         |         |          |        |
|        |         | Stride efficiency (%)        | nan       |                |         |         |         |         |          |        |
|        |         | Stride count                 | 0.00      |                |         |         |         |         |          |        |



Note: Horizontal distance axis grid lines are 200m furlongs.

**Disclaimer.**

Tasracing Pty Ltd and Thoroughbred Ratings Pty Ltd accepts no responsibility for the completeness or accuracy of any of the information contained herein, and makes no representations about its suitability for any particular purpose. Users should make their own judgements about those matters and/or seek independent advice. You assume all risks associated with use of the data provided on this page.