



Race Results

Devonport Racing Club, Devonport Synthetic, January 09, 2013

Compilation date: January 10, 2013, 2:19:07 PM (EST)

Copyright © 2013 Tasracing Pty Ltd. All rights reserved.

Trademarks.

StrideMASTER is a registered trademark of Thoroughbred Ratings Pty Ltd.

Disclaimer.

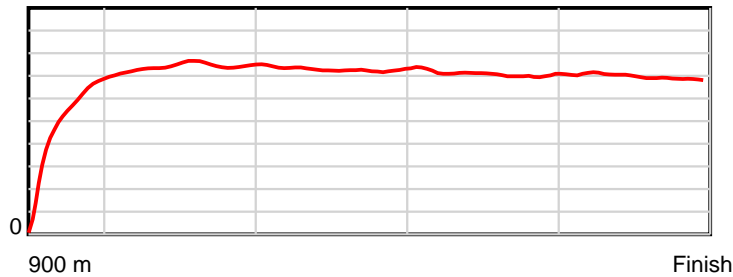
Tasracing Pty Ltd and Thoroughbred Ratings Pty Ltd accepts no responsibility for the completeness or accuracy of any of the information contained herein, and makes no representations about its suitability for any particular purpose. Users should make their own judgements about those matters and/or seek independent advice. You assume all risks associated with use of the data provided on this page.

Race Results

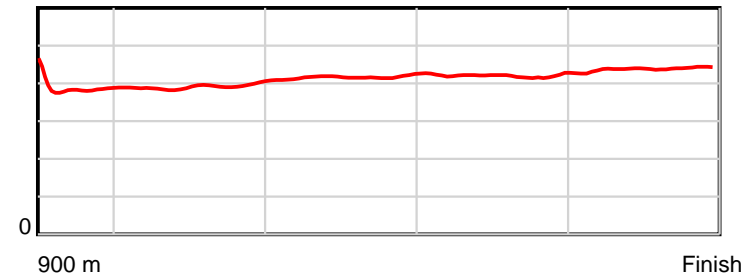
January 09, 2013, Race 1, MDN-SW, Distance 900m, Spreyton - Offset 0m

Result	TAB no.	Horse (Barrier)	900 to	800m to	600m to	400m to	200m to	Total or	Margin
1st	1	Stormbay Bombe... (9)	800m	600m	400m	200m	WP	Average	
		Position in running (margin)	-	3(0.0)	3(0.0)	3(0.0)	2(0.0)		0.00
		Sectional time (s)	8.19	10.51	11.68	11.89	12.53		
		Cumulative time (s)	54.80	46.61	36.10	24.42	12.53	0:54.80	
		Speed (m/s)	12.21	19.03	17.12	16.82	15.96	16.42	
		Stride length (m)	4.92	7.46	7.13	7.06	6.99	6.81	
		Stride duration (s)	0.393	0.392	0.417	0.420	0.438	0.415	
		Stride efficiency (%)	37.75	86.88	79.55	77.84	76.33	72.48	
		Stride count	20.34	26.82	28.03	28.34	28.62	132.15	

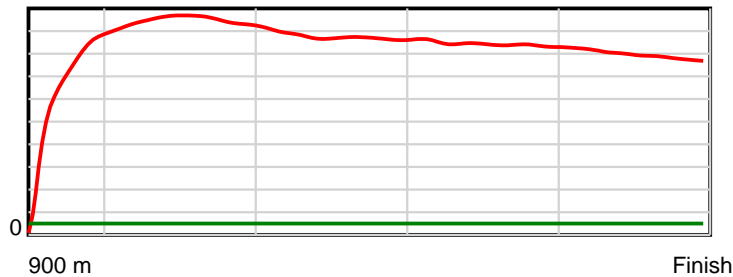
10 m Stride length



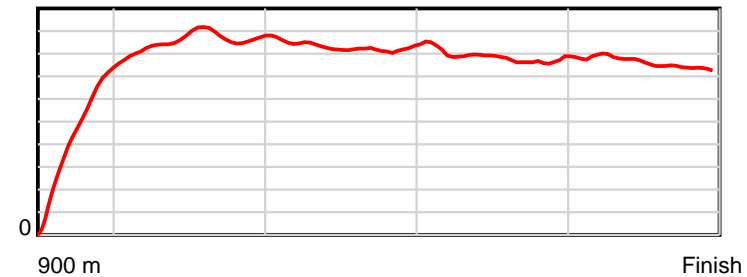
0.6 s Stride duration



20 m/sec Speed



100 % Stride efficiency



Note: Horizontal distance axis grid lines are 200m furlongs.

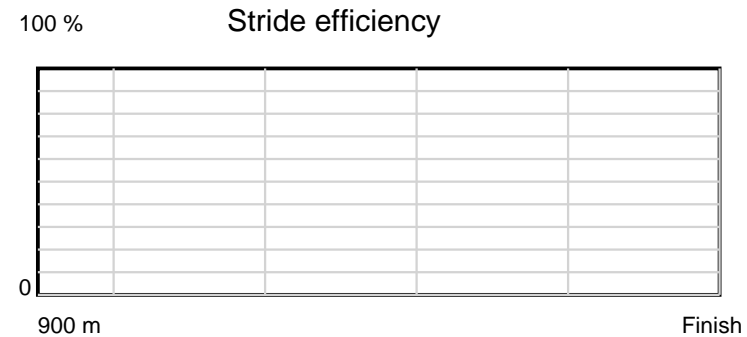
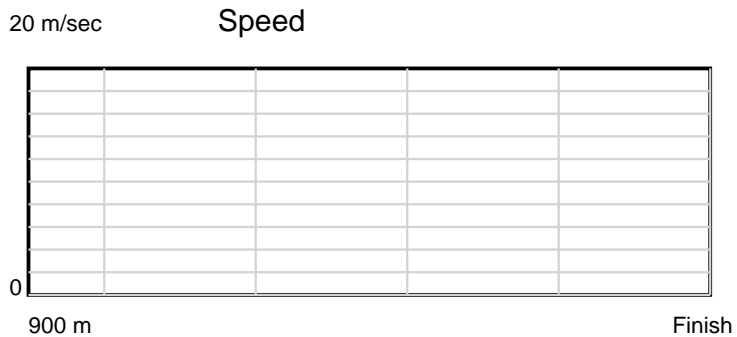
Disclaimer.

Tasracing Pty Ltd and Thoroughbred Ratings Pty Ltd accepts no responsibility for the completeness or accuracy of any of the information contained herein, and makes no representations about its suitability for any particular purpose. Users should make their own judgements about those matters and/or seek independent advice. You assume all risks associated with use of the data provided on this page.

Race Results

January 09, 2013, Race 1, MDN-SW, Distance 900m, Spreyton - Offset 0m

Result	TAB no.	Horse (Barrier)	900 to	800m to	600m to	400m to	200m to	Total or	Margin
2nd	7	Tempest Rose (4)							
		Position in running (margin)							
		Sectional time (s)							
		Cumulative time (s)							
		Speed (m/s)							
		Stride length (m)							
		Stride duration (s)							
		Stride efficiency (%)							
		Stride count							



Note: Horizontal distance axis grid lines are 200m furlongs.

Disclaimer.

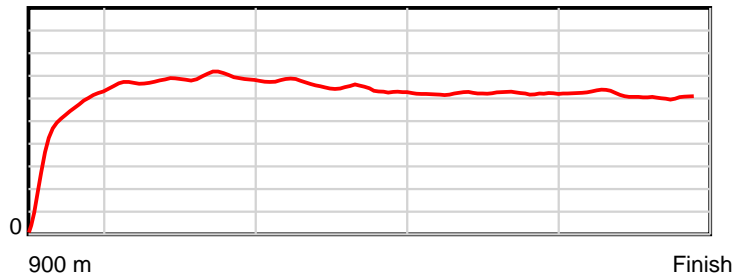
Tasracing Pty Ltd and Thoroughbred Ratings Pty Ltd accepts no responsibility for the completeness or accuracy of any of the information contained herein, and makes no representations about its suitability for any particular purpose. Users should make their own judgements about those matters and/or seek independent advice. You assume all risks associated with use of the data provided on this page.

Race Results

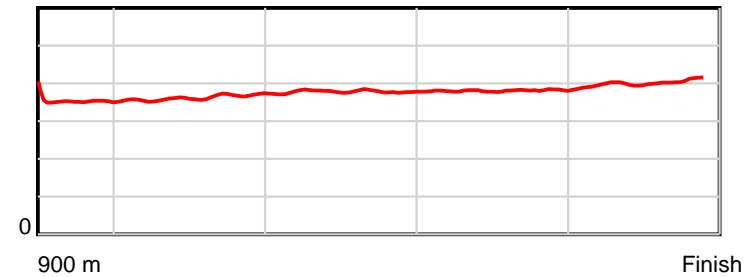
January 09, 2013, Race 1, MDN-SW, Distance 900m, Spreyton - Offset 0m

Result	TAB no.	Horse (Barrier)	900 to	800m to	600m to	400m to	200m to	Total or	Margin
3rd	10	Unconcerned (1)	800m	600m	400m	200m	WP	Average	
		Position in running (margin)	-	5(0.0)	4(0.0)	2(0.0)	3(0.0)		2.50
		Sectional time (s)	8.30	10.34	11.65	11.95	13.02		
		Cumulative time (s)	55.26	46.96	36.62	24.97	13.02	0:55.26	
		Speed (m/s)	12.05	19.34	17.17	16.74	15.36	16.29	
		Stride length (m)	4.29	7.01	6.47	6.35	6.17	6.14	
		Stride duration (s)	0.358	0.362	0.377	0.380	0.402	0.377	
		Stride efficiency (%)	28.78	76.82	65.32	63.07	59.53	58.87	
		Stride count	23.30	28.52	30.93	31.48	32.40	146.63	

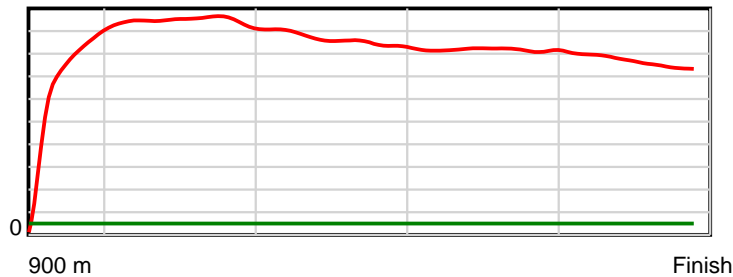
10 m Stride length



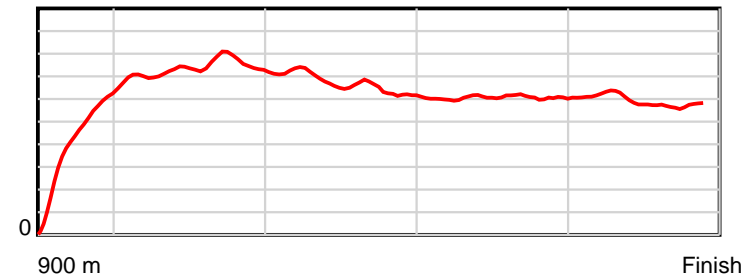
0.6 s Stride duration



20 m/sec Speed



100 % Stride efficiency



Note: Horizontal distance axis grid lines are 200m furlongs.

Disclaimer.

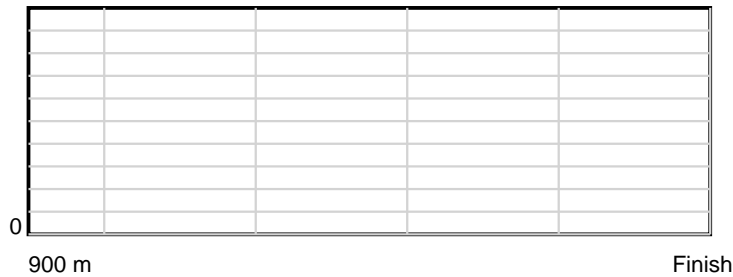
Tasracing Pty Ltd and Thoroughbred Ratings Pty Ltd accepts no responsibility for the completeness or accuracy of any of the information contained herein, and makes no representations about its suitability for any particular purpose. Users should make their own judgements about those matters and/or seek independent advice. You assume all risks associated with use of the data provided on this page.

Race Results


January 09, 2013, Race 1, MDN-SW, Distance 900m, Spreyton - Offset 0m

Result	TAB no.	Horse (Barrier)	900 to	800m to	600m to	400m to	200m to	Total or	Margin
4th	2	At Sunrise (2)	WP	Average					
		Position in running (margin)		3.10					
		Sectional time (s)							
		Cumulative time (s)	0:55.37						
		Speed (m/s)	16.25						
		Stride length (m)	nan						
		Stride duration (s)	nan						
		Stride efficiency (%)	nan						
		Stride count	0.00						

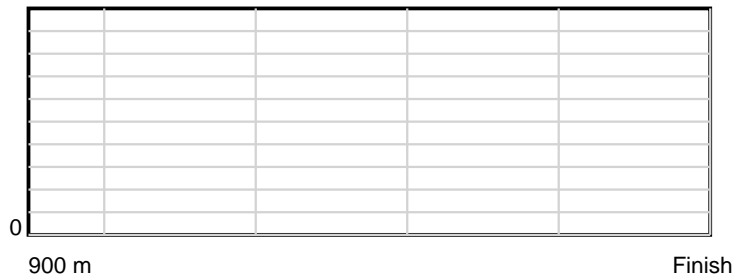
10 m Stride length



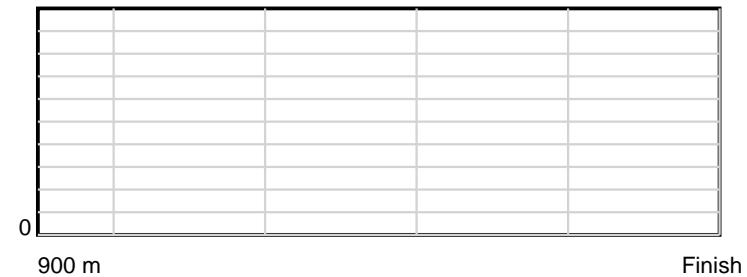
0.6 s Stride duration



20 m/sec Speed



100 % Stride efficiency



Note: Horizontal distance axis grid lines are 200m furlongs.

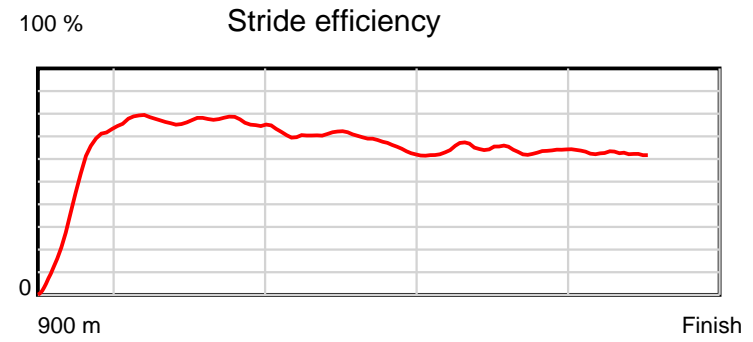
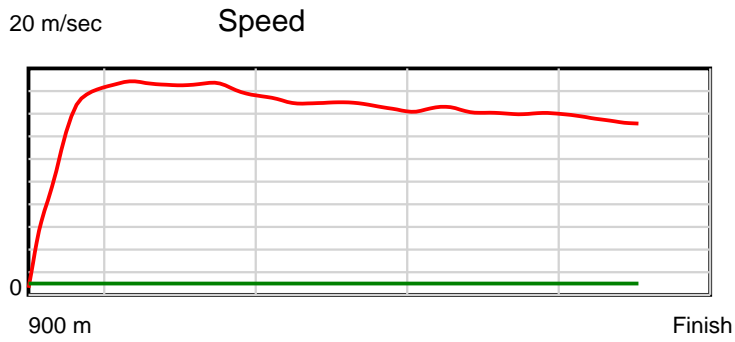
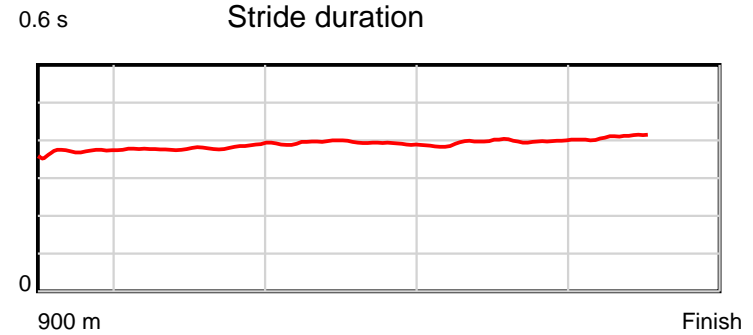
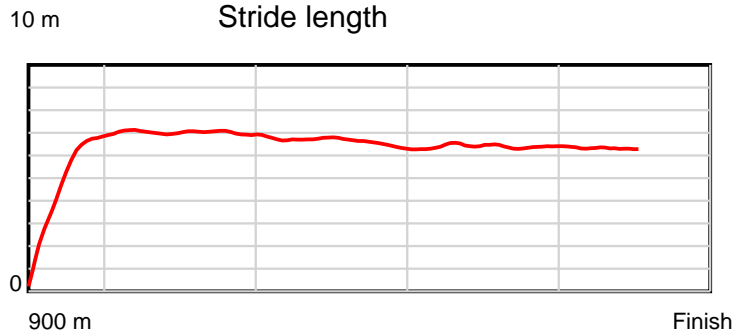
Disclaimer.

Tasracing Pty Ltd and Thoroughbred Ratings Pty Ltd accepts no responsibility for the completeness or accuracy of any of the information contained herein, and makes no representations about its suitability for any particular purpose. Users should make their own judgements about those matters and/or seek independent advice. You assume all risks associated with use of the data provided on this page.

Race Results

January 09, 2013, Race 1, MDN-SW, Distance 900m, Spreyton - Offset 0m

Result	TAB no.	Horse (Barrier)	900 to	800m to	600m to	400m to	200m to	Total or	Margin
5th	8	Dulani (7)	800m	600m	400m	200m	WP	Average	
		Position in running (margin)	-	8(0.0)	7(0.0)	6(0.0)	6(0.0)		3.80
		Sectional time (s)	10.72	8.64	11.35	12.07	12.73		
		Cumulative time (s)	55.50	44.78	36.15	24.80	12.73	0:55.50	
		Speed (m/s)	9.33	23.15	17.62	16.57	15.71	16.22	
		Stride length (m)	4.15	8.72	6.88	6.51	6.34	6.50	
		Stride duration (s)	0.427	0.376	0.391	0.392	0.404	0.401	
		Stride efficiency (%)	26.89	118.76	73.96	66.13	62.81	66.07	
		Stride count	24.11	22.94	29.07	30.74	31.55	138.41	



Note: Horizontal distance axis grid lines are 200m furlongs.

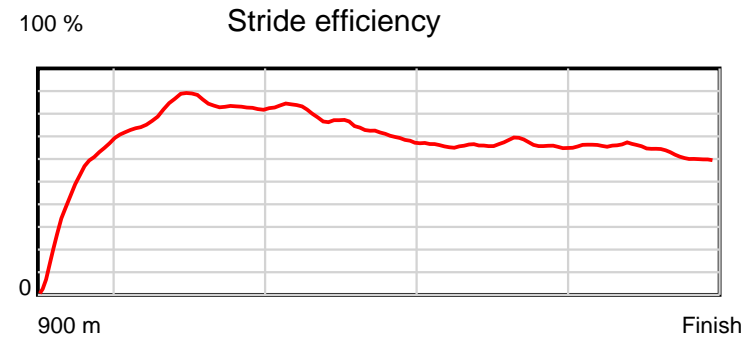
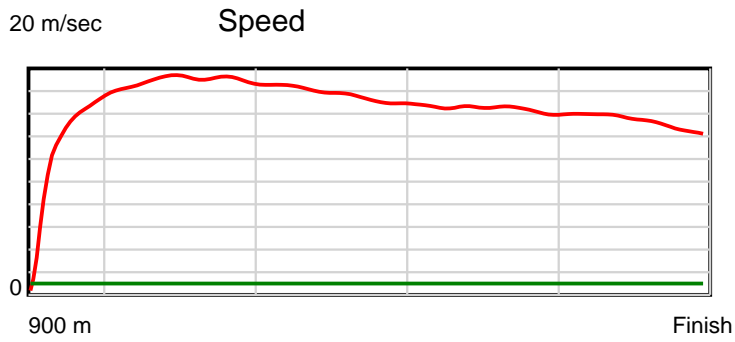
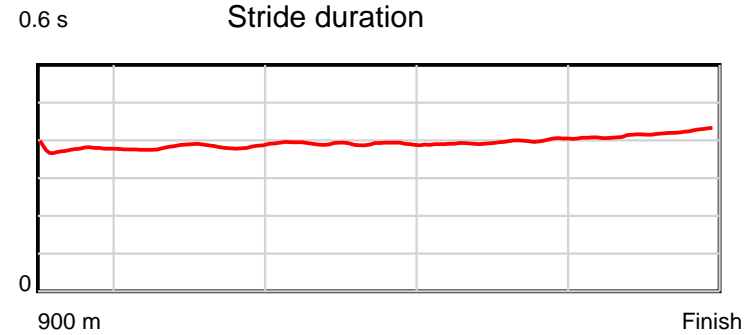
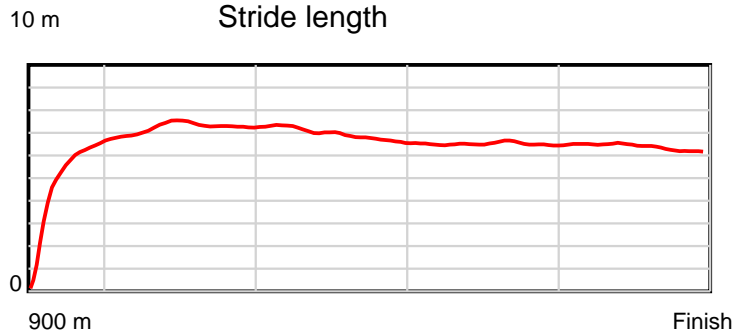
Disclaimer.

Tasracing Pty Ltd and Thoroughbred Ratings Pty Ltd accepts no responsibility for the completeness or accuracy of any of the information contained herein, and makes no representations about its suitability for any particular purpose. Users should make their own judgements about those matters and/or seek independent advice. You assume all risks associated with use of the data provided on this page.

Race Results

January 09, 2013, Race 1, MDN-SW, Distance 900m, Spreyton - Offset 0m

Result	TAB no.	Horse (Barrier)	900 to	800m to	600m to	400m to	200m to	Total or	Margin
6th	5	Sharma Magic (3)	800m	600m	400m	200m	WP	Average	
		Position in running (margin)	-	4(0.0)	2(0.0)	4(0.0)	4(0.0)		3.90
		Sectional time (s)	8.30	10.32	11.94	11.94	13.02		
		Cumulative time (s)	55.52	47.22	36.90	24.97	13.02	0:55.52	
		Speed (m/s)	12.05	19.38	16.75	16.75	15.36	16.21	
		Stride length (m)	4.51	7.40	6.55	6.62	6.41	6.38	
		Stride duration (s)	0.374	0.382	0.391	0.396	0.418	0.394	
		Stride efficiency (%)	31.85	85.57	67.14	68.55	64.30	63.60	
		Stride count	22.15	27.03	30.51	30.20	31.18	141.07	



Note: Horizontal distance axis grid lines are 200m furlongs.

Disclaimer.

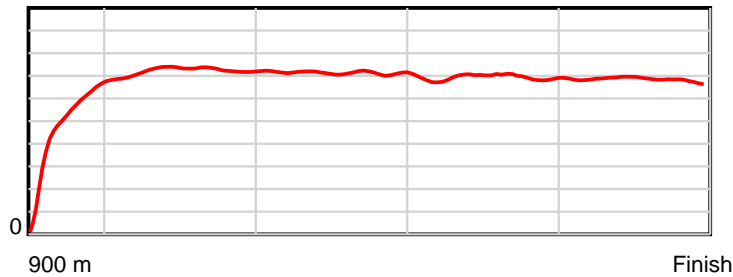
Tasracing Pty Ltd and Thoroughbred Ratings Pty Ltd accepts no responsibility for the completeness or accuracy of any of the information contained herein, and makes no representations about its suitability for any particular purpose. Users should make their own judgements about those matters and/or seek independent advice. You assume all risks associated with use of the data provided on this page.

Race Results

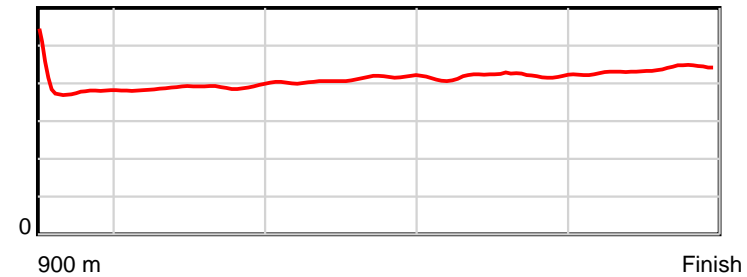
January 09, 2013, Race 1, MDN-SW, Distance 900m, Spreyton - Offset 0m

Result	TAB no.	Horse (Barrier)	900 to	800m to	600m to	400m to	200m to	Total or	Margin
7th	3	Bring Me Sunsh... (5)	800m	600m	400m	200m	WP	Average	
		Position in running (margin)	-	2(0.0)	5(0.0)	5(0.0)	5(0.0)		4.20
		Sectional time (s)	8.31	10.66	11.80	12.07	12.75		
		Cumulative time (s)	55.58	47.27	36.61	24.81	12.75	0:55.58	
		Speed (m/s)	12.04	18.76	16.95	16.57	15.69	16.19	
		Stride length (m)	4.93	7.29	6.97	6.93	6.84	6.69	
		Stride duration (s)	0.397	0.388	0.411	0.418	0.436	0.413	
		Stride efficiency (%)	38.04	82.96	75.92	75.14	73.11	69.98	
		Stride count	20.27	27.45	28.69	28.84	29.24	134.49	

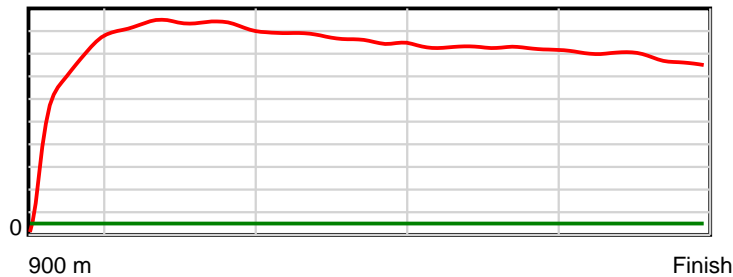
10 m Stride length



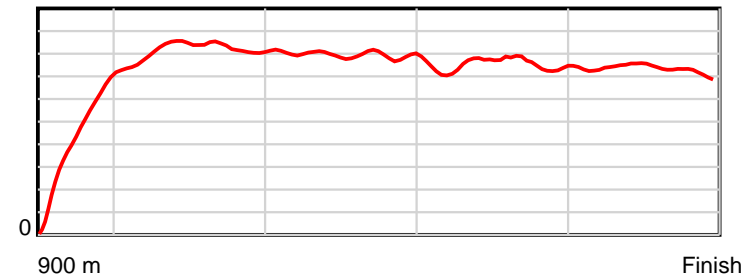
0.6 s Stride duration



20 m/sec Speed



100 % Stride efficiency



Note: Horizontal distance axis grid lines are 200m furlongs.

Disclaimer.

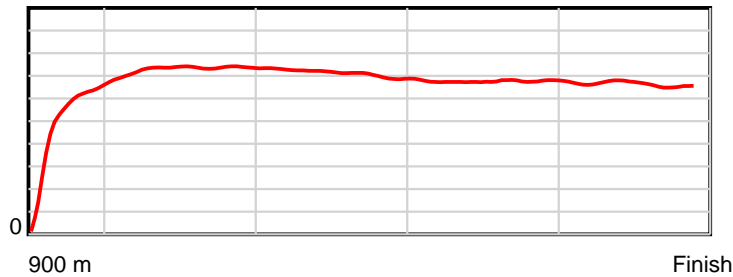
Tasracing Pty Ltd and Thoroughbred Ratings Pty Ltd accepts no responsibility for the completeness or accuracy of any of the information contained herein, and makes no representations about its suitability for any particular purpose. Users should make their own judgements about those matters and/or seek independent advice. You assume all risks associated with use of the data provided on this page.

Race Results

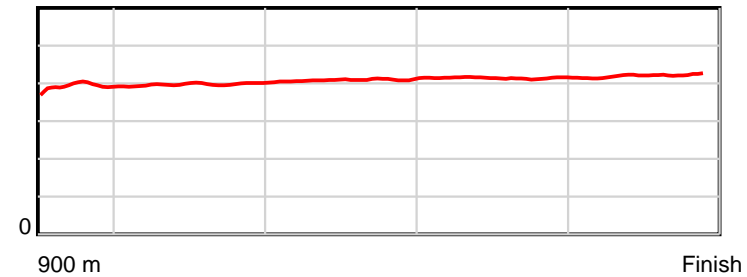
January 09, 2013, Race 1, MDN-SW, Distance 900m, Spreyton - Offset 0m

Result	TAB no.	Horse (Barrier)	900 to	800m to	600m to	400m to	200m to	Total or	Margin
8th	6	Telrammi (6)	800m	600m	400m	200m	WP	Average	
		Position in running (margin)	-	6(0.0)	6(0.0)	7(0.0)	7(0.0)		5.00
		Sectional time (s)	8.64	10.59	11.75	12.11	12.63		
		Cumulative time (s)	55.73	47.09	36.50	24.74	12.63	0:55.73	
		Speed (m/s)	11.58	18.89	17.02	16.52	15.84	16.15	
		Stride length (m)	4.50	7.50	6.96	6.83	6.68	6.58	
		Stride duration (s)	0.385	0.397	0.409	0.413	0.422	0.407	
		Stride efficiency (%)	31.64	87.89	75.75	72.86	69.72	67.59	
		Stride count	22.22	26.67	28.73	29.29	29.94	136.85	

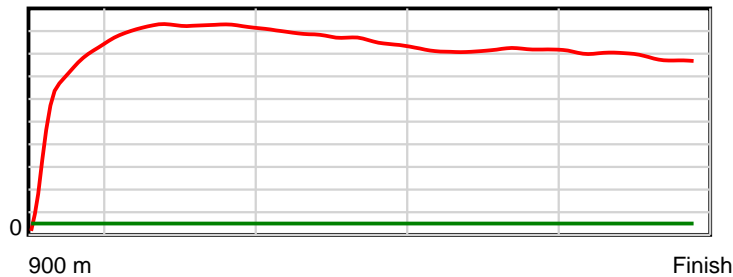
10 m Stride length



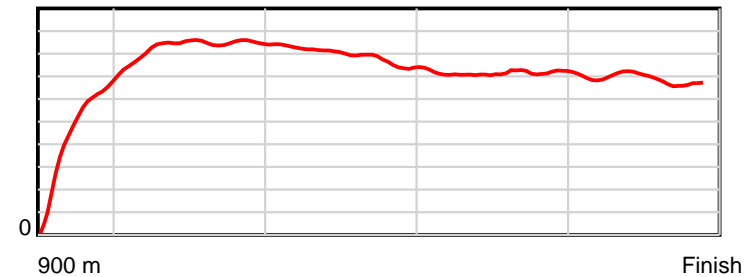
0.6 s Stride duration



20 m/sec Speed



100 % Stride efficiency



Note: Horizontal distance axis grid lines are 200m furlongs.

Disclaimer.

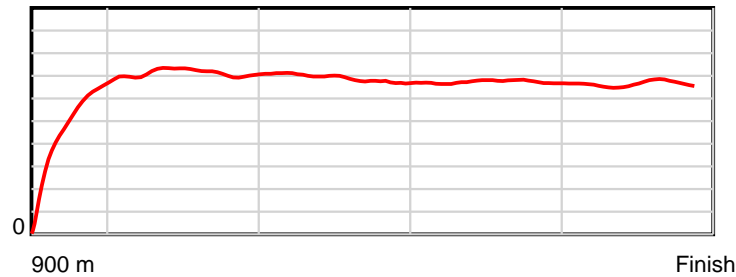
Tasracing Pty Ltd and Thoroughbred Ratings Pty Ltd accepts no responsibility for the completeness or accuracy of any of the information contained herein, and makes no representations about its suitability for any particular purpose. Users should make their own judgements about those matters and/or seek independent advice. You assume all risks associated with use of the data provided on this page.

Race Results

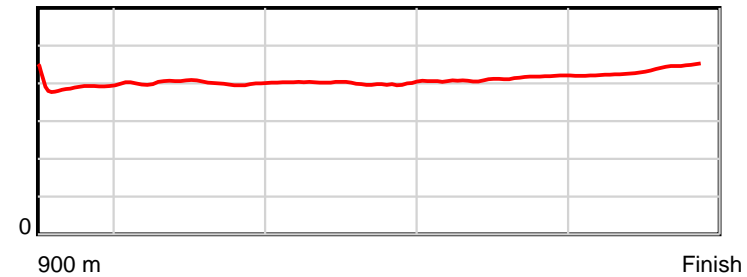
January 09, 2013, Race 1, MDN-SW, Distance 900m, Spreyton - Offset 0m

Result	TAB no.	Horse (Barrier)	900 to	800m to	600m to	400m to	200m to	Total or	Margin
9th	4	Ever So Innoce... (8)	800m	600m	400m	200m	WP	Average	
		Position in running (margin)	-	7(0.0)	8(0.0)	8(0.0)	8(0.0)		10.80
		Sectional time (s)	8.84	10.99	11.83	12.12	13.06		
		Cumulative time (s)	56.85	48.01	37.02	25.19	13.06	0:56.85	
		Speed (m/s)	11.32	18.20	16.91	16.50	15.31	15.83	
		Stride length (m)	4.47	7.30	6.76	6.79	6.67	6.48	
		Stride duration (s)	0.392	0.401	0.400	0.411	0.435	0.409	
		Stride efficiency (%)	31.24	83.27	71.42	71.94	69.45	65.68	
		Stride count	22.36	27.40	29.58	29.48	30.00	138.82	

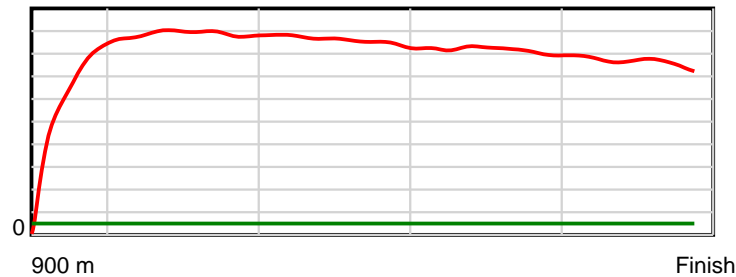
10 m Stride length



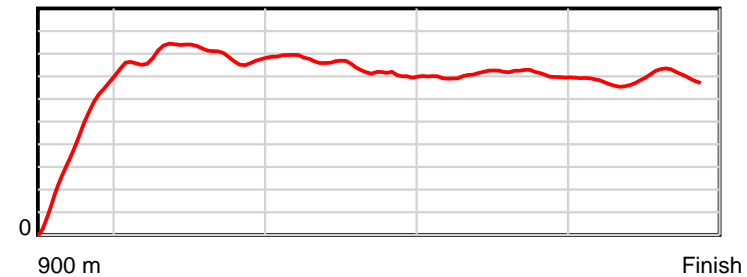
0.6 s Stride duration



20 m/sec Speed



100 % Stride efficiency



Note: Horizontal distance axis grid lines are 200m furlongs.

Disclaimer.

Tasracing Pty Ltd and Thoroughbred Ratings Pty Ltd accepts no responsibility for the completeness or accuracy of any of the information contained herein, and makes no representations about its suitability for any particular purpose. Users should make their own judgements about those matters and/or seek independent advice. You assume all risks associated with use of the data provided on this page.