



Greyhound Early Speed Maps

Devonport 09 September 2014

Tasracing's Greyhound Early Speed Maps identify greyhounds who have run their first sectionals the fastest on average over all previous starts providing an indication of future performance. The longer horizontal bars represent faster starters.

BFS@Box - Indicates the greyhound has recorded its fastest first split time from this box, and the number of times it has started in this box number.

BFS - Best First Split.

Av FS - Average First Split

Race 1	Grade: Juvenile	Dist: 452					
Box	Name	BFS@Box	BFS	Av FS	Starts at this track/dist	Early Speed Map	
1	MAGIC MICRON						
2	HURRICANE SHELL		6.18	6.2	2		
3	MAJOR HEADLINE		6.32	6.32	1		
4	CLASSIC JUDD	6.32 (1)	6.26	6.31	4		
5	COLLEGE DROPOUT						
6	BONS JESSICA						
7	GLADIS GRICE		6.16	6.27	3		
8	BUCKLE UP ROCCO						
9	CLASSIC WILLIAM		6.15	6.24	2		
10	WINKLEE HAWK		6.3	6.3	1		

Disclaimer: Tasracing Pty Ltd accepts no responsibility for the completeness or accuracy of any of the information contained herein, and makes no representations about its suitability for any particular purpose. Users should make their own judgements about those matters and/or seek independent advice. You assume all risks associated with use of the data provided on this page.
 Copyright Tasracing 2014. Not to be reproduced or distributed without permission.



Greyhound Early Speed Maps

Devonport 09 September 2014

Tasracing's Greyhound Early Speed Maps identify greyhounds who have run their first sectionals the fastest on average over all previous starts providing an indication of future performance. The longer horizontal bars represent faster starters.

BFS@Box - Indicates the greyhound has recorded its fastest first split time from this box, and the number of times it has started in this box number.

BFS - Best First Split.

Av FS - Average First Split

Race 2	Grade: Juvenile Graduation	Dist: 452					
Box	Name	BFS@Box	BFS	Av FS	Starts at this track/dist	Early Speed Map	
1	BUCKLE UP ZEUS		6.21	6.23	2		
2	BLACK SIENNA		6.2	6.2	1		
3	TEEMAC		6.16	6.16	1		
4	COBRA BLUE	6.2 (5)	6.2	6.31	18		
5	WEST COAST MISS	6.18 (1)	6.13	6.22	6		
6	WINKLEA JONNO	6.47 (1)	6.12	6.3	17		
7	MISS CHANG YOW		6.12	6.23	10		
8	SOLO POWER	6. (2)	6	6.23	15		
9	CLASSIC WILLIAM		6.15	6.24	2		
10	CHIN CHECK		6.24	6.24	1		

Disclaimer: Tasracing Pty Ltd accepts no responsibility for the completeness or accuracy of any of the information contained herein, and makes no representations about its suitability for any particular purpose. Users should make their own judgements about those matters and/or seek independent advice. You assume all risks associated with use of the data provided on this page.
 Copyright Tasracing 2014. Not to be reproduced or distributed without permission.



Greyhound Early Speed Maps

Devonport 09 September 2014


Tasracing's Greyhound Early Speed Maps identify greyhounds who have run their first sectionals the fastest on average over all previous starts providing an indication of future performance. The longer horizontal bars represent faster starters.

BFS@Box - Indicates the greyhound has recorded its fastest first split time from this box, and the number of times it has started in this box number.

BFS - Best First Split.

Av FS - Average First Split

Race 3	Grade: Juvenile	Dist: 452					
Box	Name	BFS@Box	BFS	Av FS	Starts at this track/dist	Early Speed Map	
1	SUZIES SISTER		6.09	6.09	1		
2	NOBLE SPIRIT						
3	BUCKLE UP TANGO		6.25	6.27	2		
4	BUCKLE UP DUDE						
5	BONS KODY		6.27	6.27	1		
6	STAR CHAMBER		6.17	6.24	3		
7	SPARCIA						
8	CODE BLACK	6.18 (1)	6.13	6.19	4		
9	CHIN CHECK		6.24	6.24	1		

10	CLASSIC CHONG		6.09	6.17	8	
----	---------------	--	------	------	---	---

Disclaimer: Tasracing Pty Ltd accepts no responsibility for the completeness or accuracy of any of the information contained herein, and makes no representations about its suitability for any particular purpose. Users should make their own judgements about those matters and/or seek independent advice. You assume all risks associated with use of the data provided on this page.
Copyright Tasracing 2014. Not to be reproduced or distributed without permission.



Greyhound Early Speed Maps








Devonport 09 September 2014

Tasracing's Greyhound Early Speed Maps identify greyhounds who have run their first sectionals the fastest on average over all previous starts providing an indication of future performance. The longer horizontal bars represent faster starters.

BFS@Box - Indicates the greyhound has recorded its fastest first split time from this box, and the number of times it has started in this box number.

BFS - Best First Split.

Av FS - Average First Split

Race 4	Grade: Juvenile	Dist: 452					
Box	Name	BFS@Box	BFS	Av FS	Starts at this track/dist	Early Speed Map	
1	BUCKLE UP JORDY	6.12 (3)	6.06	6.16	8		
2	ANTIVIST	6.06 (2)	6.06	6.16	6		
3	BEIJING RULER						
4	CLASSIC JOEL		6.2	6.27	5		
5	BUCKLE UP STORM		6.24	6.24	1		
6	HURRICANE NELL		6.25	6.25	1		
7	MISS PISCES		6.13	6.13	1		
8	BRUTAL FORCE		6.19	6.25	2		

9	WINKLEE TIP		6.25	6.25	1	
10	SIMPLY SPOILT		6.22	6.22	1	

Disclaimer: Tasracing Pty Ltd accepts no responsibility for the completeness or accuracy of any of the information contained herein, and makes no representations about its suitability for any particular purpose. Users should make their own judgements about those matters and/or seek independent advice. You assume all risks associated with use of the data provided on this page.
Copyright Tasracing 2014. Not to be reproduced or distributed without permission.



Greyhound Early Speed Maps







Devonport 09 September 2014




Tasracing's Greyhound Early Speed Maps identify greyhounds who have run their first sectionals the fastest on average over all previous starts providing an indication of future performance. The longer horizontal bars represent faster starters.

BFS@Box - Indicates the greyhound has recorded its fastest first split time from this box, and the number of times it has started in this box number.

BFS - Best First Split.

Av FS - Average First Split

Race 5	Grade: Grade 5	Dist: 452					
Box	Name	BFS@Box	BFS	Av FS	Starts at this track/dist	Early Speed Map	
1	BUCKLE UP OMNIN	6.25 (2)	6.25	6.3	7		
2	ESCAPE						
3	LASHING PHIL		6.3	6.3	1		
4	ARNHEM CHAOS	6.2 (1)	6.09	6.18	10		
5	DARK SPIDA		6.08	6.12	2		
6	CHILLIWACK	6.32 (1)	6.06	6.22	10		
7	COSMIC RAY	6. (7)	6	6.23	53		

8	TOUCH OF VENUS		6.13	6.18	2	
9	THERMAL EXPANSE		6.09	6.26	8	
10	CRAZY AMBER		6.19	6.24	2	

Disclaimer: Tasracing Pty Ltd accepts no responsibility for the completeness or accuracy of any of the information contained herein, and makes no representations about its suitability for any particular purpose. Users should make their own judgements about those matters and/or seek independent advice. You assume all risks associated with use of the data provided on this page.
Copyright Tasracing 2014. Not to be reproduced or distributed without permission.



Greyhound Early Speed Maps







Devonport 09 September 2014

Tasracing's Greyhound Early Speed Maps identify greyhounds who have run their first sectionals the fastest on average over all previous starts providing an indication of future performance. The longer horizontal bars represent faster starters.

BFS@Box - Indicates the greyhound has recorded its fastest first split time from this box, and the number of times it has started in this box number.

BFS - Best First Split.

Av FS - Average First Split

Race 6	Grade: Final	Dist: 452					
Box	Name	BFS@Box	BFS	Av FS	Starts at this track/dist	Early Speed Map	
1	HOWZAT GRACE		6.16	6.17	2		
2	BOSTON HEART		6.14	6.17	3		
3	JAMELLA NOVA		6.01	6.07	3		
4	ELITE ENFIELD	6.26 (1)	6	6.13	2		
5	GET IT RIGHT		6.1	6.14	3		
6	SOUL SISTER		6.08	6.15	3		

7	BREAKERS TIP	6. (1)	5.99	6.06	3	
8	RIP AND TEAR		5.92	6.11	7	
9	BUCKLE UP TANGO		6.25	6.27	2	
10	BUCKLE UP FLETCH		5.97	6.05	4	

Disclaimer: Tasracing Pty Ltd accepts no responsibility for the completeness or accuracy of any of the information contained herein, and makes no representations about its suitability for any particular purpose. Users should make their own judgements about those matters and/or seek independent advice. You assume all risks associated with use of the data provided on this page. Copyright Tasracing 2014. Not to be reproduced or distributed without permission.



Greyhound Early Speed Maps






Devonport 09 September 2014


Tasracing's Greyhound Early Speed Maps identify greyhounds who have run their first sectionals the fastest on average over all previous starts providing an indication of future performance. The longer horizontal bars represent faster starters.

BFS@Box - Indicates the greyhound has recorded its fastest first split time from this box, and the number of times it has started in this box number.

BFS - Best First Split.

Av FS - Average First Split

Race 7	Grade: Grade 4	Dist: 452					
Box	Name	BFS@Box	BFS	Av FS	Starts at this track/dist	Early Speed Map	
1	LOU JAMES	6.28 (1)	6.2	6.36	8		
2	SCOUSEROO	6.09 (1)	6.02	6.12	21		
3	UNDERGROUND	6.16 (1)	6.04	6.11	4		
4	WINKLEA ROSE	6.3 (1)	6.01	6.21	11		
5	LITTLE SPIN	6.13 (4)	6.05	6.19	22		

6	HELISKI	6.21 (3)	6.09	6.23	13	
7	BUCKLE UP FLETCH		5.97	6.05	4	
8	GREAT TAYLORS	6.1 (2)	5.94	6.12	14	
9	HELLYEAH OLIVER		6.14	6.33	24	
10	RENEWABLE ENERGY		6.06	6.12	10	

Disclaimer: Tasracing Pty Ltd accepts no responsibility for the completeness or accuracy of any of the information contained herein, and makes no representations about its suitability for any particular purpose. Users should make their own judgements about those matters and/or seek independent advice. You assume all risks associated with use of the data provided on this page.
Copyright Tasracing 2014. Not to be reproduced or distributed without permission.



Greyhound Early Speed Maps





Devonport 09 September 2014


Tasracing's Greyhound Early Speed Maps identify greyhounds who have run their first sectionals the fastest on average over all previous starts providing an indication of future performance. The longer horizontal bars represent faster starters.

BFS@Box - Indicates the greyhound has recorded its fastest first split time from this box, and the number of times it has started in this box number.

BFS - Best First Split.

Av FS - Average First Split

Race 8	Grade: Invitation	Dist: 452					
Box	Name	BFS@Box	BFS	Av FS	Starts at this track/dist	Early Speed Map	
1	WHITFORD MISS	5.85 (3)	5.85	6	21		
2	QUICK ADVANCE	6.07 (5)	5.88	6.11	31		
3	HELLO BENNY		6.05	6.18	12		
4	LASHING ILLUSION	5.96 (1)	5.9	6.07	11		

5	OXLEY RIMFIRE		6.08	6.13	3	
6	BLACK RIP		5.81	5.92	4	
7	HELLYEAH MISSILE	6.07 (1)	6	6.09	10	
8	ROXY RHYTHM	6.06 (2)	5.95	6.14	24	
9	PART TIME PETE		6.17	6.3	11	
10	DANIELS BAY		5.92	6.11	11	

Disclaimer: Tasracing Pty Ltd accepts no responsibility for the completeness or accuracy of any of the information contained herein, and makes no representations about its suitability for any particular purpose. Users should make their own judgements about those matters and/or seek independent advice. You assume all risks associated with use of the data provided on this page.
Copyright Tasracing 2014. Not to be reproduced or distributed without permission.



Greyhound Early Speed Maps




Devonport 09 September 2014






Tasracing's Greyhound Early Speed Maps identify greyhounds who have run their first sectionals the fastest on average over all previous starts providing an indication of future performance. The longer horizontal bars represent faster starters.

BFS@Box - Indicates the greyhound has recorded its fastest first split time from this box, and the number of times it has started in this box number.

BFS - Best First Split.

Av FS - Average First Split

Race 9	Grade: Grade 4	Dist: 452				
Box	Name	BFS@Box	BFS	Av FS	Starts at this track/dist	Early Speed Map
1	BLUE FIREBALL		6	6.13	12	
2	WINKLEE VENUS	6.11 (2)	6.08	6.21	22	
3	MOON BREAKER	6.33 (1)	5.96	6.1	17	

4	KALAWAY GEORGE		6.06	6.22	12	
5	DEVOCEAN		6.05	6.18	5	
6	HELLO SCOTT	6.2 (2)	6.08	6.18	12	
7	BLUE TAM	6.07 (2)	6.07	6.17	7	
8	BUDDY GOOD BOY		6.05	6.18	4	
9	HELLYEAH OLIVER		6.14	6.33	24	
10	RENEWABLE ENERGY		6.06	6.12	10	

Disclaimer: Tasracing Pty Ltd accepts no responsibility for the completeness or accuracy of any of the information contained herein, and makes no representations about its suitability for any particular purpose. Users should make their own judgements about those matters and/or seek independent advice. You assume all risks associated with use of the data provided on this page.

Copyright Tasracing 2014. Not to be reproduced or distributed without permission.



Greyhound Early Speed Maps



Devonport 09 September 2014








Tasracing's Greyhound Early Speed Maps identify greyhounds who have run their first sectionals the fastest on average over all previous starts providing an indication of future performance. The longer horizontal bars represent faster starters.

BFS@Box - Indicates the greyhound has recorded its fastest first split time from this box, and the number of times it has started in this box number.

BFS - Best First Split.

Av FS - Average First Split

Race 10	Grade: Grade 5	Dist: 452				
Box	Name	BFS@Box	BFS	Av FS	Starts at this track/dist	Early Speed Map
1	COSMIC STAR		6.09	6.19	5	
2	DOUBLE CHANCE		6.17	6.22	5	

3	LAST MAIL		6.08	6.18	3	
4	LASHING POLLY					
5	WINKLEA CHARLIE	6.35 (1)	6.1	6.27	11	
6	ALASKAN PRINCE	6.26 (1)	6.12	6.21	6	
7	JADIE BEAR	6.18 (1)	6.18	6.18	1	
8	CANUCK	6.23 (1)	6.1	6.22	4	
9	TRUDELS		6.2	6.3	12	
10	THERMAL EXPANSE		6.09	6.26	8	

Disclaimer: Tasracing Pty Ltd accepts no responsibility for the completeness or accuracy of any of the information contained herein, and makes no representations about its suitability for any particular purpose. Users should make their own judgements about those matters and/or seek independent advice. You assume all risks associated with use of the data provided on this page.
Copyright Tasracing 2014. Not to be reproduced or distributed without permission.



Greyhound Early Speed Maps


Devonport 09 September 2014

Tasracing's Greyhound Early Speed Maps identify greyhounds who have run their first sectionals the fastest on average over all previous starts providing an indication of future performance. The longer horizontal bars represent faster starters.

BFS@Box - Indicates the greyhound has recorded its fastest first split time from this box, and the number of times it has started in this box number.

BFS - Best First Split.

Av FS - Average First Split

Race 11	Grade: Grade 5	Dist: 452				
Box	Name	BFS@Box	BFS	Av FS	Starts at this track/dist	Early Speed Map
1	COLONEL CAIN	6.06 (4)	6.06	6.18	9	

2	CRYSTAL INNINGS	5.92 (1)	5.88	6	5	
3	BAILEYS COMET		6.07	6.18	10	
4	BRITOMARTIS		5.96	5.96	1	
5	FINE ADVICE		6.14	6.22	9	
6	ARCADIA KNOCK					
7	CUT EM DOWN	6.2 (1)	6.16	6.18	4	
8	PEDROS DIAMOND					
9	TRUDELS		6.2	6.3	12	
10	CRAZY AMBER		6.19	6.24	2	

Disclaimer: Tasracing Pty Ltd accepts no responsibility for the completeness or accuracy of any of the information contained herein, and makes no representations about its suitability for any particular purpose. Users should make their own judgements about those matters and/or seek independent advice. You assume all risks associated with use of the data provided on this page. Copyright Tasracing 2014. Not to be reproduced or distributed without permission.
