



Greyhound Early Speed Maps







Hobart 11 September 2014

Tasracing's Greyhound Early Speed Maps identify greyhounds who have run their first sectionals the fastest on average over all previous starts providing an indication of future performance. The longer horizontal bars represent faster starters.

BFS@Box - Indicates the greyhound has recorded its fastest first split time from this box, and the number of times it has started in this box number.

BFS - Best First Split.

Av FS - Average First Split

Race 1	Grade: Juvenile	Dist: 461					
Box	Name	BFS@Box	BFS	Av FS	Starts at this track/dist	Early Speed Map	
1	PRESCRIBE		5.25	5.25	1		
2	NIGHT FUSION		5.27	5.27	1		
3	CODE BLACK		5.22	5.29	3		
4	KNEAD THE DOUGH						
5	SPEED OF RHINO						
6	SMICHOLS						
7	YEAH RIGHT	5.25 (3)	5.21	5.29	9		
8	AEROPLANE DARCY						
9	BIG JET LEGS		5.28	5.31	3		
10	BLONDE MAN		5.36	5.36	1		

Disclaimer: Tasracing Pty Ltd accepts no responsibility for the completeness or accuracy of any of the information contained herein, and makes no representations about its suitability for any particular purpose. Users should make their own judgements about those matters and/or seek independent advice. You assume all risks associated with use of the data provided on this page.
 Copyright Tasracing 2014. Not to be reproduced or distributed without permission.



Greyhound Early Speed Maps

Hobart 11 September 2014

Tasracing's Greyhound Early Speed Maps identify greyhounds who have run their first sectionals the fastest on average over all previous starts providing an indication of future performance. The longer horizontal bars represent faster starters.

BFS@Box - Indicates the greyhound has recorded its fastest first split time from this box, and the number of times it has started in this box number.

BFS - Best First Split.

Av FS - Average First Split

Race 2	Grade: Juvenile	Dist: 461					
Box	Name	BFS@Box	BFS	Av FS	Starts at this track/dist	Early Speed Map	
1	RYDERS GIFT		5.3	5.3	1		
2	FANTASTIC NIKITA		5.29	5.3	2		
3	SHOT GUN PUNTER		5.26	5.31	2		
4	LAYLAS DREAM		5.14	5.2	5		
5	SPARCIA						
6	KENNYS CRUISE		5.14	5.21	3		
7	SILVER PIERRE						
8	CHIN CHECK						
9	NOT FUSSED		5.19	5.28	6		
10	CAVERN CLUB		5.3	5.3	1		

Disclaimer: Tasracing Pty Ltd accepts no responsibility for the completeness or accuracy of any of the information contained herein, and makes no representations about its suitability for any particular purpose. Users should make their own judgements about those matters and/or seek independent advice. You assume all risks associated with use of the data provided on this page.
 Copyright Tasracing 2014. Not to be reproduced or distributed without permission.



Greyhound Early Speed Maps

Hobart 11 September 2014

Tasracing's Greyhound Early Speed Maps identify greyhounds who have run their first sectionals the fastest on average over all previous starts providing an indication of future performance. The longer horizontal bars represent faster starters.

BFS@Box - Indicates the greyhound has recorded its fastest first split time from this box, and the number of times it has started in this box number.

BFS - Best First Split.

Av FS - Average First Split

Race 3	Grade: All Aged Mixed	Dist: 340					
Box	Name	BFS@Box	BFS	Av FS	Starts at this track/dist	Early Speed Map	
1	TIZA GOLD		5.22	5.22	1		
2	DESIGNER RUSH	5.35 (1)	5.25	5.29	3		
3	FRYTON						
4	BELL OH MOSS						
5	DONT PINCH						
6	MOTLOP MAGIC		5.25	5.29	2		
7	MIGHTY SERIOUS		5.19	5.25	3		
8	KING NITRO		5.2	5.2	1		
9	JESTERS GIRL		5.36	5.36	1		

10	TEZ BORO		5.22	5.22	1	
----	----------	--	------	------	---	---

Disclaimer: Tasracing Pty Ltd accepts no responsibility for the completeness or accuracy of any of the information contained herein, and makes no representations about its suitability for any particular purpose. Users should make their own judgements about those matters and/or seek independent advice. You assume all risks associated with use of the data provided on this page.
Copyright Tasracing 2014. Not to be reproduced or distributed without permission.



Greyhound Early Speed Maps








Hobart 11 September 2014

Tasracing's Greyhound Early Speed Maps identify greyhounds who have run their first sectionals the fastest on average over all previous starts providing an indication of future performance. The longer horizontal bars represent faster starters.

BFS@Box - Indicates the greyhound has recorded its fastest first split time from this box, and the number of times it has started in this box number.

BFS - Best First Split.

Av FS - Average First Split

Race 4	Grade: Grade 5	Dist: 461					
Box	Name	BFS@Box	BFS	Av FS	Starts at this track/dist	Early Speed Map	
1	MOUNTAIN CUZ		5.29	5.29	1		
2	PEDROS DIAMOND						
3	PETER RABBIT	5.3 (2)	5.3	5.36	7		
4	KIRKBY LODGE		5.18	5.23	3		
5	FERARO ELI	5.32 (1)	5.26	5.31	5		
6	GOLDEN SAGE	5.26 (1)	5.26	5.34	6		
7	BRONTES BOLT		5.23	5.31	6		
8	IDLE BYE	5.3 (3)	5.28	5.37	23		

9	THERMAL EXPANSE		5.25	5.34	6	
10						

Disclaimer: Tasracing Pty Ltd accepts no responsibility for the completeness or accuracy of any of the information contained herein, and makes no representations about its suitability for any particular purpose. Users should make their own judgements about those matters and/or seek independent advice. You assume all risks associated with use of the data provided on this page.
Copyright Tasracing 2014. Not to be reproduced or distributed without permission.



Greyhound Early Speed Maps








Hobart 11 September 2014




Tasracing's Greyhound Early Speed Maps identify greyhounds who have run their first sectionals the fastest on average over all previous starts providing an indication of future performance. The longer horizontal bars represent faster starters.

BFS@Box - Indicates the greyhound has recorded its fastest first split time from this box, and the number of times it has started in this box number.

BFS - Best First Split.

Av FS - Average First Split

Race 5	Grade: Grade 4	Dist: 461					
Box	Name	BFS@Box	BFS	Av FS	Starts at this track/dist	Early Speed Map	
1	WAREHOUSE MOUSE		5.26	5.26	1		
2	CAPTAIN LANE	5.32 (1)	5.3	5.32	3		
3	MISS SOMEBODY		5.19	5.29	11		
4	LAKE HYLIA		5.03	5.16	9		
5	KALAWAY ERNIE		5.14	5.27	6		
6	CLASS BARBIE	5.32 (1)	5.26	5.3	8		
7	PACHA QUEEN	5.2 (3)	5.16	5.2	8		

8	GET UP ALVIN		5.22	5.28	14	
9	JUNEAU		5.24	5.32	20	
10	SON OF SUPERMAN		5.21	5.33	22	

Disclaimer: Tasracing Pty Ltd accepts no responsibility for the completeness or accuracy of any of the information contained herein, and makes no representations about its suitability for any particular purpose. Users should make their own judgements about those matters and/or seek independent advice. You assume all risks associated with use of the data provided on this page.
Copyright Tasracing 2014. Not to be reproduced or distributed without permission.



Greyhound Early Speed Maps







Hobart 11 September 2014


Tasracing's Greyhound Early Speed Maps identify greyhounds who have run their first sectionals the fastest on average over all previous starts providing an indication of future performance. The longer horizontal bars represent faster starters.

BFS@Box - Indicates the greyhound has recorded its fastest first split time from this box, and the number of times it has started in this box number.

BFS - Best First Split.

Av FS - Average First Split

Race 6	Grade: Special Event	Dist: 461					
Box	Name	BFS@Box	BFS	Av FS	Starts at this track/dist	Early Speed Map	
1	PRINCE NITRO		5.33	5.37	2		
2	THOMAS GOOD		5.23	5.23	1		
3	RUBY BAILEY	5.24 (1)	5.24	5.29	4		
4	BEEMO	5.2 (1)	5.2	5.3	7		
5	TOPLINE TORNADO		5.19	5.19	1		
6	ITS CRUNCH TIME		5.2	5.34	8		

7	JOSIES LOLA					
8	NIGHT KEEPER		5.18	5.25	4	
9	IMY GALORE		5.21	5.31	11	
10	ARCADIA KNOCK					

Disclaimer: Tasracing Pty Ltd accepts no responsibility for the completeness or accuracy of any of the information contained herein, and makes no representations about its suitability for any particular purpose. Users should make their own judgements about those matters and/or seek independent advice. You assume all risks associated with use of the data provided on this page. Copyright Tasracing 2014. Not to be reproduced or distributed without permission.



Greyhound Early Speed Maps






Hobart 11 September 2014






Tasracing's Greyhound Early Speed Maps identify greyhounds who have run their first sectionals the fastest on average over all previous starts providing an indication of future performance. The longer horizontal bars represent faster starters.

BFS@Box - Indicates the greyhound has recorded its fastest first split time from this box, and the number of times it has started in this box number.

BFS - Best First Split.

Av FS - Average First Split

Race 7	Grade: Invitation	Dist: 461					
Box	Name	BFS@Box	BFS	Av FS	Starts at this track/dist	Early Speed Map	
1	VARCOE	5.14 (2)	5.05	5.2	18		
2	SURF OSTI	5.22 (2)	5.16	5.3	13		
3	ROCKVEL	5.09 (4)	5.09	5.2	30		
4	CLUB FOOT	5.22 (2)	5.15	5.27	22		
5	MEGA DAENERYS	5.26 (3)	5.21	5.29	12		

6	BARNES BAY		5.12	5.22	18	
7	GOOD QUESTION	5.21 (1)	5.2	5.22	4	
8	MOLLY MONROE		5.03	5.08	2	
9	FAOLAN		5.1	5.19	15	
10	KAWASAKI ROSE		5.07	5.18	11	

Disclaimer: Tasracing Pty Ltd accepts no responsibility for the completeness or accuracy of any of the information contained herein, and makes no representations about its suitability for any particular purpose. Users should make their own judgements about those matters and/or seek independent advice. You assume all risks associated with use of the data provided on this page.
Copyright Tasracing 2014. Not to be reproduced or distributed without permission.



Greyhound Early Speed Maps





Hobart 11 September 2014

Tasracing's Greyhound Early Speed Maps identify greyhounds who have run their first sectionals the fastest on average over all previous starts providing an indication of future performance. The longer horizontal bars represent faster starters.

BFS@Box - Indicates the greyhound has recorded its fastest first split time from this box, and the number of times it has started in this box number.

BFS - Best First Split.

Av FS - Average First Split

Race 8	Grade: Grade 5	Dist: 461				
Box	Name	BFS@Box	BFS	Av FS	Starts at this track/dist	Early Speed Map
1	OHANA		5.28	5.35	7	
2	SEABROOKE	5.34 (1)	5.29	5.37	5	
3	ENFIELD FLAME	5.25 (3)	5.22	5.3	26	
4	PRINCESS ZARA	5.19 (1)	5.19	5.23	2	

5	BAD BOY BOBBY	5.13 (1)	5.13	5.13	1	
6	SMOKE DA GEORGE	5.11 (1)	5.11	5.26	9	
7	SWINGING HAMMER		5.53	5.53	1	
8	BRUISER BOY		5.29	5.3	2	
9	THERMAL EXPANSE		5.25	5.34	6	
10						

Disclaimer: Tasracing Pty Ltd accepts no responsibility for the completeness or accuracy of any of the information contained herein, and makes no representations about its suitability for any particular purpose. Users should make their own judgements about those matters and/or seek independent advice. You assume all risks associated with use of the data provided on this page.
Copyright Tasracing 2014. Not to be reproduced or distributed without permission.



Greyhound Early Speed Maps




Hobart 11 September 2014







Tasracing's Greyhound Early Speed Maps identify greyhounds who have run their first sectionals the fastest on average over all previous starts providing an indication of future performance. The longer horizontal bars represent faster starters.

BFS@Box - Indicates the greyhound has recorded its fastest first split time from this box, and the number of times it has started in this box number.

BFS - Best First Split.

Av FS - Average First Split

Race 9	Grade: Grade 4	Dist: 461					
Box	Name	BFS@Box	BFS	Av FS	Starts at this track/dist	Early Speed Map	
1	CHICKA SCOTT	5.26 (1)	5.19	5.27	6		
2	BUCKLE UP FLETCH		5.09	5.13	8		
3	TAYS INTENTION		5.12	5.2	3		

4	ELLE DON		5.27	5.39	7	
5	LILLYCETTE		5.17	5.17	1	
6	AMAZING HARRY		5.23	5.23	1	
7	ALVIN BENZ	5.32 (1)	5.32	5.34	3	
8	REVELATOR	5.11 (1)	5.11	5.21	7	
9	HIPPY PENGUIN		5.34	5.36	3	
10	STEELOS MAGIC		5.13	5.28	11	

Disclaimer: Tasracing Pty Ltd accepts no responsibility for the completeness or accuracy of any of the information contained herein, and makes no representations about its suitability for any particular purpose. Users should make their own judgements about those matters and/or seek independent advice. You assume all risks associated with use of the data provided on this page.
Copyright Tasracing 2014. Not to be reproduced or distributed without permission.



Greyhound Early Speed Maps



Hobart 11 September 2014

Tasracing's Greyhound Early Speed Maps identify greyhounds who have run their first sectionals the fastest on average over all previous starts providing an indication of future performance. The longer horizontal bars represent faster starters.

BFS@Box - Indicates the greyhound has recorded its fastest first split time from this box, and the number of times it has started in this box number.

BFS - Best First Split.

Av FS - Average First Split

Race 10	Grade: Grade 5	Dist: 461				
Box	Name	BFS@Box	BFS	Av FS	Starts at this track/dist	Early Speed Map
1	PRINCESS GEMINI		5.2	5.24	2	
2	DIXIE LANE		5.27	5.31	3	

3	DESPICABLE JIMMY					
4	SPARKLING CINDY		5.38	5.46	2	
5	BIG JACK JUNIOR	5.28 (1)	5.15	5.28	15	
6	ALASKAN PRINCE	5.36 (1)	5.26	5.3	3	
7	TERROCOTTA GIRL		5.26	5.29	3	
8	OH SO MAZING		5.22	5.28	8	
9	THERMAL EXPANSE		5.25	5.34	6	
10						

Disclaimer: Tasracing Pty Ltd accepts no responsibility for the completeness or accuracy of any of the information contained herein, and makes no representations about its suitability for any particular purpose. Users should make their own judgements about those matters and/or seek independent advice. You assume all risks associated with use of the data provided on this page.
 Copyright Tasracing 2014. Not to be reproduced or distributed without permission.
