



# Greyhound Early Speed Maps

Hobart 18 September 2014

Tasracing's Greyhound Early Speed Maps identify greyhounds who have run their first sectionals the fastest on average over all previous starts providing an indication of future performance. The longer horizontal bars represent faster starters.

**BFS@Box** - Indicates the greyhound has recorded its fastest first split time from this box, and the number of times it has started in this box number.

**BFS** - Best First Split.

**Av FS** - Average First Split

Race 1	Grade: Juvenile	Dist: 461					
Box	Name	BFS@Box	BFS	Av FS	Starts at this track/dist	Early Speed Map	
1	BLACK SIENNA						
2	LEMONT						
3	ELITE ENFIELD	5.13 (1)	5.13	5.18	2		
4	BUCKLE UP TANGO		5.21	5.33	7		
5	BRUTAL FORCE	5.34 (1)	5.23	5.32	5		
6	MISS PISCES						
7	ANTIVIST		5.16	5.22	4		
8	MAGIC MICRON						
9	KNEAD THE DOUGH		5.37	5.37	1		
10	NIGHT FUSION		5.23	5.25	2		

Disclaimer: Tasracing Pty Ltd accepts no responsibility for the completeness or accuracy of any of the information contained herein, and makes no representations about its suitability for any particular purpose. Users should make their own judgements about those matters and/or seek independent advice. You assume all risks associated with use of the data provided on this page.  
 Copyright Tasracing 2014. Not to be reproduced or distributed without permission.



# Greyhound Early Speed Maps

Hobart 18 September 2014

Tasracing's Greyhound Early Speed Maps identify greyhounds who have run their first sectionals the fastest on average over all previous starts providing an indication of future performance. The longer horizontal bars represent faster starters.

**BFS@Box** - Indicates the greyhound has recorded its fastest first split time from this box, and the number of times it has started in this box number.

**BFS** - Best First Split.

**Av FS** - Average First Split

**Race 2**   **Grade: Juvenile Graduation**   **Dist: 599**

Box	Name	BFS@Box	BFS	Av FS	Starts at this track/dist	Early Speed Map
1	ITS CRUNCH TIME					
2	OH SO MAZING		5.26	5.26	1	
3	MISS SOMEBODY		5.25	5.35	7	
4	BLUE TAM					
5	SURFS UP NOVA					
6	WARATAH BOY		5.34	5.4	5	
7	COSMIC FIRE					
8	HURRICANE SHELL					
9	JUNEAU					
10	FLYING ROCKET		5.44	5.5	3	

Disclaimer: Tasracing Pty Ltd accepts no responsibility for the completeness or accuracy of any of the information contained herein, and makes no representations about its suitability for any particular purpose. Users should make their own judgements about those matters and/or seek independent advice. You assume all risks associated with use of the data provided on this page.  
 Copyright Tasracing 2014. Not to be reproduced or distributed without permission.



# Greyhound Early Speed Maps

Hobart 18 September 2014

Tasracing's Greyhound Early Speed Maps identify greyhounds who have run their first sectionals the fastest on average over all previous starts providing an indication of future performance. The longer horizontal bars represent faster starters.

**BFS@Box** - Indicates the greyhound has recorded its fastest first split time from this box, and the number of times it has started in this box number.

**BFS** - Best First Split.

**Av FS** - Average First Split

Race 3	Grade: Heat	Dist: 461					
Box	Name	BFS@Box	BFS	Av FS	Starts at this track/dist	Early Speed Map	
1	HOWZAT GRACE	5.33 (1)	5.33	5.36	4		
2	DIXIE LANE	5.21 (1)	5.21	5.29	4		
3	LILLYCETTE		5.14	5.16	2		
4	GET IT RIGHT		5.07	5.2	4		
5	IZON DESTRUCTION	5.25 (2)	5.06	5.18	7		
6	SUPERBOWL	5.17 (2)	5.17	5.21	5		
7	WYNBURN LOCO		5.33	5.33	1		
8	TOUCH OF VENUS		5.16	5.21	6		



Disclaimer: Tasracing Pty Ltd accepts no responsibility for the completeness or accuracy of any of the information contained herein, and makes no representations about its suitability for any particular purpose. Users should make their own judgements about those matters and/or seek independent advice. You assume all risks associated with use of the data provided on this page.  
 Copyright Tasracing 2014. Not to be reproduced or distributed without permission.



# Greyhound Early Speed Maps

Hobart 18 September 2014

Tasracing's Greyhound Early Speed Maps identify greyhounds who have run their first sectionals the fastest on average over all previous starts providing an indication of future performance. The longer horizontal bars represent faster starters.

**BFS@Box** - Indicates the greyhound has recorded its fastest first split time from this box, and the number of times it has started in this box number.

**BFS** - Best First Split.

**Av FS** - Average First Split

Race 4	Grade: Heat	Dist: 461					
Box	Name	BFS@Box	BFS	Av FS	Starts at this track/dist	Early Speed Map	
1	KENNYS CRUISE		5.14	5.21	4		
2	LAKE HYLIA	5.03 (1)	5.03	5.16	10		
3	IRELANDS FORCE	5.24 (3)	5.22	5.28	7		
4	WYNBURN RUSH		5.2	5.22	2		
5							
6	SOUL SISTER	5.2 (2)	5.2	5.26	7		
7	SWEET IZZY		5.25	5.42	9		
8	FANTASTIC NIKITA		5.28	5.29	3		


Disclaimer: Tasracing Pty Ltd accepts no responsibility for the completeness or accuracy of any of the information contained herein, and makes no representations about its suitability for any particular purpose. Users should make their own judgements about those matters and/or seek independent advice. You assume all risks associated with use of the data provided on this page.  
Copyright Tasracing 2014. Not to be reproduced or distributed without permission.



# Greyhound Early Speed Maps

Hobart 18 September 2014

Tasracing's Greyhound Early Speed Maps identify greyhounds who have run their first sectionals the fastest on average over all previous starts providing an indication of future performance. The longer horizontal bars represent faster starters.

**BFS@Box** - Indicates the greyhound has recorded its fastest first split time from this box, and the number of times it has started in this box number.

**BFS** - Best First Split.

**Av FS** - Average First Split

Race 5	Grade: Grade 4	Dist: 461					
Box	Name	BFS@Box	BFS	Av FS	Starts at this track/dist	Early Speed Map	
1	CLASSIC SPENCE	5.13 (4)	5.13	5.27	20		
2	TO BE TREW	5.21 (3)	5.21	5.31	17		
3	TOPLINE STAR		5.17	5.27	6		
4	RAPIDDORE	5.32 (1)	5.27	5.3	3		
5	KIRKBY LODGE		5.17	5.22	4		
6	CHINCHERO	5.15 (1)	5.15	5.15	1		
7	BLUE FIREBALL	5.27 (1)	5.17	5.22	2		

8	GET UP ALVIN	5.26 (1)	5.22	5.28	15	
9	HIPPY PENGUIN		5.34	5.36	3	
10	DEVOCEAN		5.28	5.36	4	

Disclaimer: Tasracing Pty Ltd accepts no responsibility for the completeness or accuracy of any of the information contained herein, and makes no representations about its suitability for any particular purpose. Users should make their own judgements about those matters and/or seek independent advice. You assume all risks associated with use of the data provided on this page.  
Copyright Tasracing 2014. Not to be reproduced or distributed without permission.



## Greyhound Early Speed Maps







Hobart 18 September 2014

Tasracing's Greyhound Early Speed Maps identify greyhounds who have run their first sectionals the fastest on average over all previous starts providing an indication of future performance. The longer horizontal bars represent faster starters.

**BFS@Box** - Indicates the greyhound has recorded its fastest first split time from this box, and the number of times it has started in this box number.

**BFS** - Best First Split.

**Av FS** - Average First Split

Race 6	Grade: Grade 3	Dist: 461					
Box	Name	BFS@Box	BFS	Av FS	Starts at this track/dist	Early Speed Map	
1	THAT WAS THEN		5.11	5.19	9		
2	CUT EM DOWN	5.26 (2)	5.2	5.31	19		
3	MIDNIGHT BIRD	5.3 (4)	5.24	5.32	15		
4	KOOL PUPPY		5.03	5.08	2		
5	ROCKVEL	5.17 (5)	5.09	5.2	31		
6	DANIELS BAY		5.23	5.27	8		

7	UNDERGROUND	5.34 (1)	5.2	5.25	8	
8	DESIGNER RUSH	5.23 (3)	5.21	5.32	18	
9	MIGHTY SERIOUS		5.12	5.22	17	
10	KAWASAKI ROSE		5.07	5.18	11	

Disclaimer: Tasracing Pty Ltd accepts no responsibility for the completeness or accuracy of any of the information contained herein, and makes no representations about its suitability for any particular purpose. Users should make their own judgements about those matters and/or seek independent advice. You assume all risks associated with use of the data provided on this page. Copyright Tasracing 2014. Not to be reproduced or distributed without permission.



## Greyhound Early Speed Maps






Hobart 18 September 2014





Tasracing's Greyhound Early Speed Maps identify greyhounds who have run their first sectionals the fastest on average over all previous starts providing an indication of future performance. The longer horizontal bars represent faster starters.

**BFS@Box** - Indicates the greyhound has recorded its fastest first split time from this box, and the number of times it has started in this box number.

**BFS** - Best First Split.

**Av FS** - Average First Split

Race 7	Grade: Mixed 1/2	Dist: 461					
Box	Name	BFS@Box	BFS	Av FS	Starts at this track/dist	Early Speed Map	
1	CLUB FOOT	5.15 (4)	5.15	5.27	23		
2	FRYTON	5.15 (6)	4.98	5.18	47		
3	DIRTY RICH		5.08	5.16	9		
4	SHANLYN VAPOUR	5.18 (3)	5.07	5.2	22		
5	HANNAH BODEN	5.05 (2)	5.05	5.17	10		

6	HELLYEAH MISSILE		5.08	5.2	17	
7	SENROR SLAMMA	5.16 (2)	5.08	5.17	10	
8	VARCOE	5.15 (1)	5.05	5.2	19	
9	BARNES BAY		5.12	5.21	19	

Disclaimer: Tasracing Pty Ltd accepts no responsibility for the completeness or accuracy of any of the information contained herein, and makes no representations about its suitability for any particular purpose. Users should make their own judgements about those matters and/or seek independent advice. You assume all risks associated with use of the data provided on this page.  
Copyright Tasracing 2014. Not to be reproduced or distributed without permission.



## Greyhound Early Speed Maps





Hobart 18 September 2014

Tasracing's Greyhound Early Speed Maps identify greyhounds who have run their first sectionals the fastest on average over all previous starts providing an indication of future performance. The longer horizontal bars represent faster starters.

**BFS@Box** - Indicates the greyhound has recorded its fastest first split time from this box, and the number of times it has started in this box number.

**BFS** - Best First Split.

**Av FS** - Average First Split

Race 8	Grade: Grade 5	Dist: 461				
Box	Name	BFS@Box	BFS	Av FS	Starts at this track/dist	Early Speed Map
1	SMOKE DA GEORGE	5.36 (1)	5.11	5.26	10	
2	TOPLINE TORNADO		5.18	5.19	2	
3	COSMIC STAR		5.24	5.27	2	
4	BAD BOY BOBBY		5.13	5.19	2	



5	BOSTON HEART		5.16	5.17	2	
6	MISS CHANG YOW	5.3 (2)	5.22	5.28	11	
7	BIT HOT RUSTY	5.33 (2)	5.31	5.36	5	
8	IDLE BYE	5.26 (4)	5.26	5.36	24	
9	HELLYEAH OLIVER		5.31	5.45	23	
10	YOU MAKE ME		5.24	5.3	5	

Disclaimer: Tasracing Pty Ltd accepts no responsibility for the completeness or accuracy of any of the information contained herein, and makes no representations about its suitability for any particular purpose. Users should make their own judgements about those matters and/or seek independent advice. You assume all risks associated with use of the data provided on this page.  
Copyright Tasracing 2014. Not to be reproduced or distributed without permission.



## Greyhound Early Speed Maps

Hobart 18 September 2014








Tasracing's Greyhound Early Speed Maps identify greyhounds who have run their first sectionals the fastest on average over all previous starts providing an indication of future performance. The longer horizontal bars represent faster starters.

**BFS@Box** - Indicates the greyhound has recorded its fastest first split time from this box, and the number of times it has started in this box number.

**BFS** - Best First Split.

**Av FS** - Average First Split

Race 9	Grade: Grade 4	Dist: 461				
Box	Name	BFS@Box	BFS	Av FS	Starts at this track/dist	Early Speed Map
1	WAREHOUSE MOUSE	5.42 (1)	5.26	5.34	2	
2	CLASSIC NIKKO	5.2 (1)	5.09	5.15	7	
3	BUCKLE UP FLETCH		5.09	5.15	9	

4	FLYING PETE		5.14	5.21	4	
5	PEDROS VINEYARD	5.36 (1)	5.27	5.32	6	
6	WYNBURN CHAOS		5.14	5.25	5	
7	MUMFORDS SON	5.38 (1)	5.14	5.26	12	
8	CHICKA SCOTT		5.19	5.26	7	
9	CAMDALE LUKE		5.11	5.25	28	
10	STEELOS MAGIC		5.13	5.28	11	

Disclaimer: Tasracing Pty Ltd accepts no responsibility for the completeness or accuracy of any of the information contained herein, and makes no representations about its suitability for any particular purpose. Users should make their own judgements about those matters and/or seek independent advice. You assume all risks associated with use of the data provided on this page.  
Copyright Tasracing 2014. Not to be reproduced or distributed without permission.



## Greyhound Early Speed Maps



Hobart 18 September 2014






Tasracing's Greyhound Early Speed Maps identify greyhounds who have run their first sectionals the fastest on average over all previous starts providing an indication of future performance. The longer horizontal bars represent faster starters.

**BFS@Box** - Indicates the greyhound has recorded its fastest first split time from this box, and the number of times it has started in this box number.

**BFS** - Best First Split.

**Av FS** - Average First Split

Race 10	Grade: Grade 5	Dist: 461					
Box	Name	BFS@Box	BFS	Av FS	Starts at this track/dist	Early Speed Map	
1	BLUE SLUGGER	5.22 (1)	5.22	5.26	4		
2	LASHING PHIL		5.3	5.36	6		

3	MAXIMUM JACK	5.28 (1)	5.19	5.28	7	
4	DARK VITO	5.3 (1)	5.21	5.26	3	
5	REAL IMPACT		5.3	5.38	5	
6	WYNBURN BLAZE		5.31	5.38	7	
7	TIGER BLOOD					
8	DESPICABLE JIMMY		5.27	5.27	1	
9	BIG JACK JUNIOR		5.15	5.28	16	
10	PETER RABBIT		5.3	5.35	8	

Disclaimer: Tasracing Pty Ltd accepts no responsibility for the completeness or accuracy of any of the information contained herein, and makes no representations about its suitability for any particular purpose. Users should make their own judgements about those matters and/or seek independent advice. You assume all risks associated with use of the data provided on this page.  
Copyright Tasracing 2014. Not to be reproduced or distributed without permission.



## Greyhound Early Speed Maps


Hobart 18 September 2014


Tasracing's Greyhound Early Speed Maps identify greyhounds who have run their first sectionals the fastest on average over all previous starts providing an indication of future performance. The longer horizontal bars represent faster starters.

**BFS@Box** - Indicates the greyhound has recorded its fastest first split time from this box, and the number of times it has started in this box number.

**BFS** - Best First Split.

**Av FS** - Average First Split

Race 11	Grade: Grade 5	Dist: 461				
Box	Name	BFS@Box	BFS	Av FS	Starts at this track/dist	Early Speed Map
1	PRIVATE RILEY	5.14 (1)	5.14	5.22	4	

2	SUZIES SISTER		5.08	5.11	2	
3	DESPICABLE LEA		5.12	5.23	5	
4	OHANA	5.37 (2)	5.28	5.34	8	
5	ARCADIA KNOCK					
6	WYNBURN CHARM		5.2	5.29	4	
7	SPARKLING CINDY		5.37	5.43	3	
8	TRUDELS		5.13	5.32	8	
9	BRUISER BOY		5.29	5.32	3	
10	COURT GENTRY		5.2	5.24	2	

Disclaimer: Tasracing Pty Ltd accepts no responsibility for the completeness or accuracy of any of the information contained herein, and makes no representations about its suitability for any particular purpose. Users should make their own judgements about those matters and/or seek independent advice. You assume all risks associated with use of the data provided on this page.  
 Copyright Tasracing 2014. Not to be reproduced or distributed without permission.

-----