



## Race Results

Tasmanian Racing Club, Hobart, September 08, 2013

Compilation date: September 9, 2013, 4:20:34 PM (EST)

Copyright © 2013 Tasracing Pty Ltd. All rights reserved.

### Trademarks.

StrideMASTER is a registered trademark of Thoroughbred Ratings Pty Ltd.

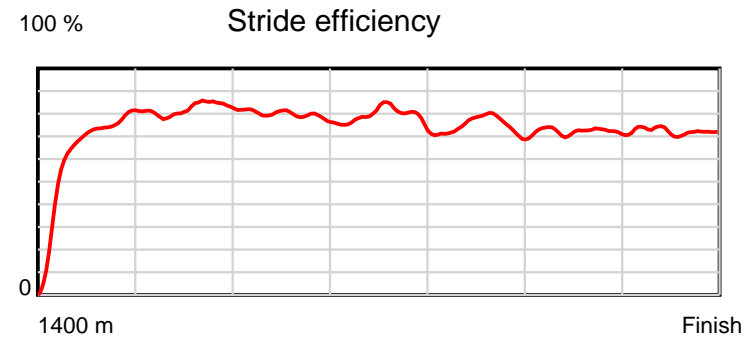
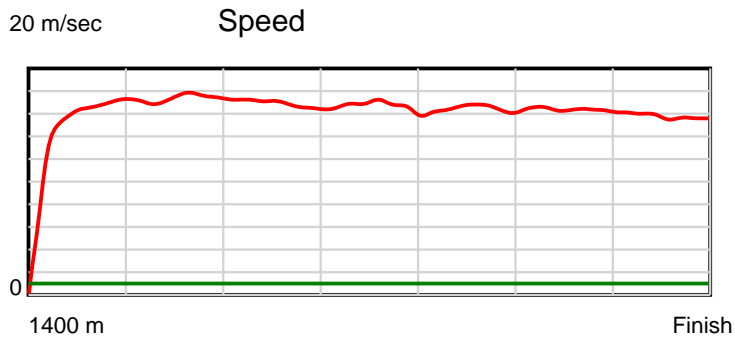
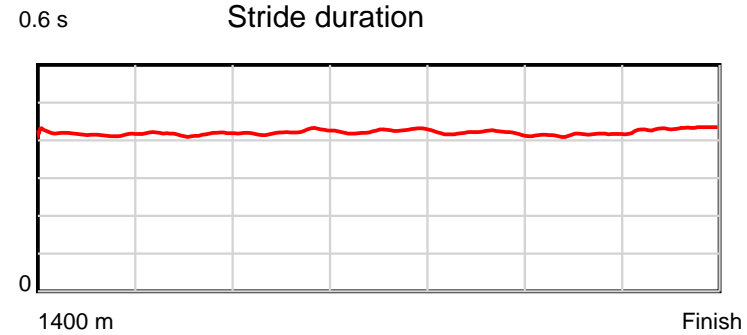
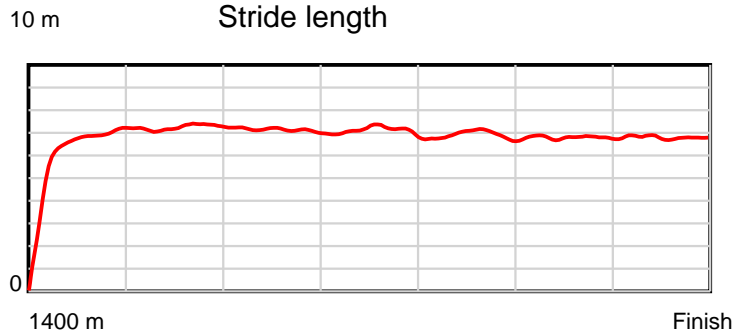
### Disclaimer.

Tasracing Pty Ltd and Thoroughbred Ratings Pty Ltd accepts no responsibility for the completeness or accuracy of any of the information contained herein, and makes no representations about its suitability for any particular purpose. Users should make their own judgements about those matters and/or seek independent advice. You assume all risks associated with use of the data provided on this page.

# Race Results

September 08, 2013, Race 5, OPN HCP, Distance 1400m, Elwick Course Proper - Offset 0m

Result	TAB no.	Horse (Barrier)	1400 to	1200m to	1000m to	800m to	600m to	400m to	200m to	Total or	Margin
1st	6	Secuma (1)	1200m	1000m	800m	600m	400m	200m	WP	Average	
		Position in running (margin)	-	4(2.3)	5(1.6)	3(2.0)	3(3.0)	3(2.9)	2(1.1)		0.00
		Sectional time (s)	15.65	11.30	11.72	12.30	12.94	12.37	12.63		
		Cumulative time (s)	88.91	73.26	61.96	50.24	37.94	25.00	12.63	1:28.90	
		Speed (m/s)	12.78	17.70	17.06	16.26	15.46	16.17	15.84	15.75	
		Stride length (m)	5.43	7.37	7.19	6.92	6.48	6.71	6.84	6.65	
		Stride duration (s)	0.416	0.417	0.421	0.425	0.420	0.415	0.432	0.422	
		Stride efficiency (%)	46.16	84.99	80.74	74.72	65.71	70.34	73.06	69.08	
		Stride count	36.80	27.12	27.82	28.92	30.84	29.81	29.25	210.56	



Note: Horizontal distance axis grid lines are 200m furlongs.

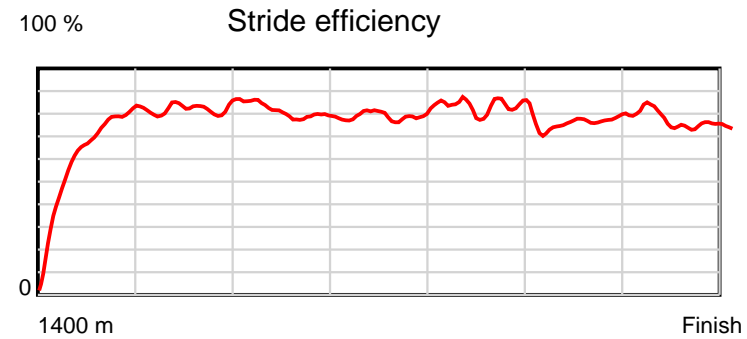
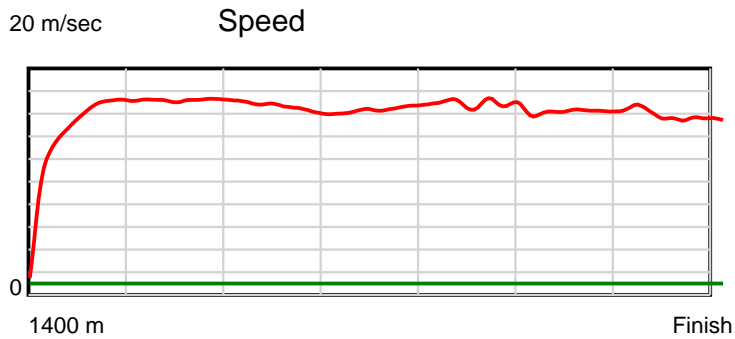
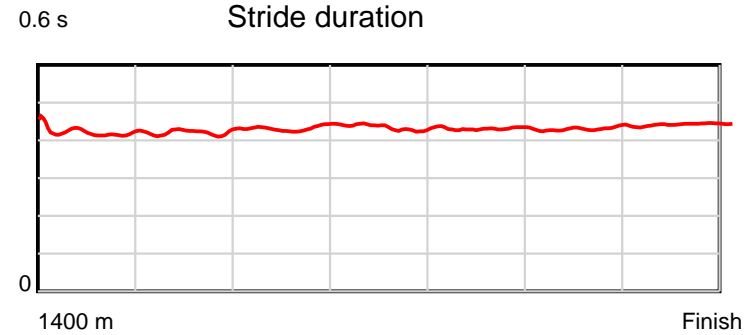
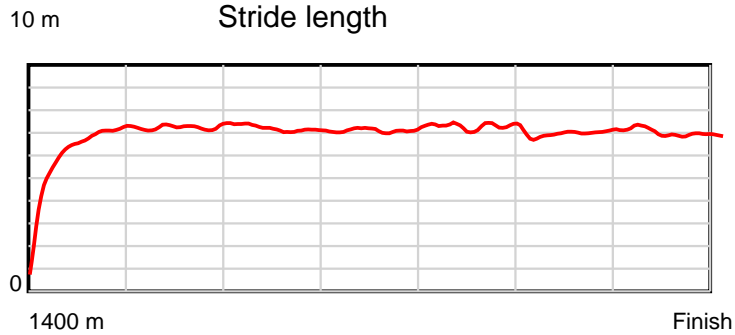
**Disclaimer.**

Tasracing Pty Ltd and Thoroughbred Ratings Pty Ltd accepts no responsibility for the completeness or accuracy of any of the information contained herein, and makes no representations about its suitability for any particular purpose. Users should make their own judgements about those matters and/or seek independent advice. You assume all risks associated with use of the data provided on this page.

# Race Results

September 08, 2013, Race 5, OPN HCP, Distance 1400m, Elwick Course Proper - Offset 0m

Result	TAB no.	Horse (Barrier)	1400 to	1200m to	1000m to	800m to	600m to	400m to	200m to	Total or	Margin
2nd	4	Los Skybo (5)	1200m	1000m	800m	600m	400m	200m	WP	Average	
		Position in running (margin)	-	1(0.0)	2(0.2)	4(2.0)	4(3.1)	4(3.4)	4(1.6)		1.30
		Sectional time (s)	15.50	11.45	11.96	12.30	13.02	12.36	12.58		
		Cumulative time (s)	89.16	73.66	62.21	50.25	37.96	24.94	12.58	1:29.15	
		Speed (m/s)	12.90	17.47	16.72	16.26	15.36	16.18	15.90	15.70	
		Stride length (m)	5.62	7.35	7.23	7.04	6.59	7.00	7.05	6.79	
		Stride duration (s)	0.421	0.421	0.432	0.433	0.429	0.432	0.443	0.432	
		Stride efficiency (%)	49.36	84.32	81.70	77.53	67.82	76.51	77.67	72.06	
		Stride count	35.58	27.23	27.66	28.39	30.36	28.58	28.37	206.17	



Note: Horizontal distance axis grid lines are 200m furlongs.

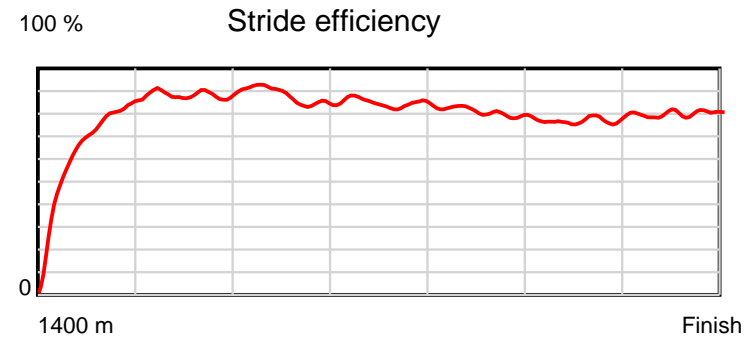
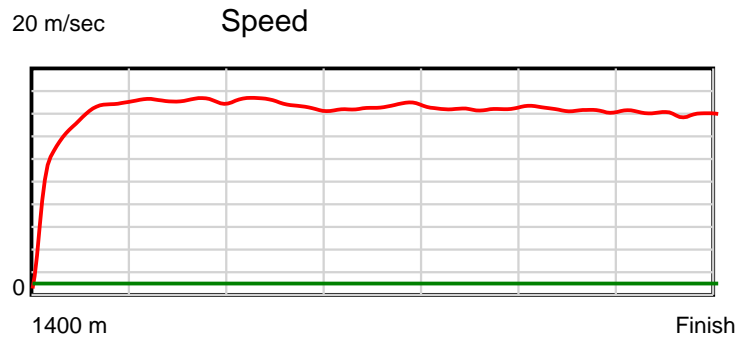
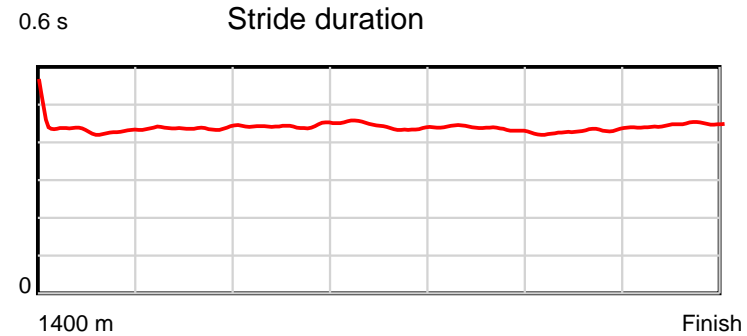
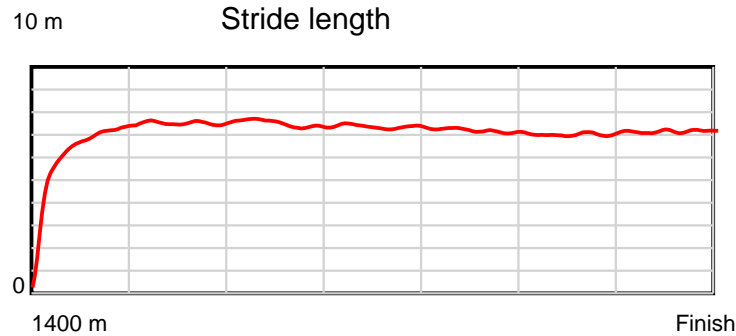
**Disclaimer.**

Tasracing Pty Ltd and Thoroughbred Ratings Pty Ltd accepts no responsibility for the completeness or accuracy of any of the information contained herein, and makes no representations about its suitability for any particular purpose. Users should make their own judgements about those matters and/or seek independent advice. You assume all risks associated with use of the data provided on this page.

# Race Results

September 08, 2013, Race 5, OPN HCP, Distance 1400m, Elwick Course Proper - Offset 0m

Result	TAB no.	Horse (Barrier)	1400 to	1200m to	1000m to	800m to	600m to	400m to	200m to	Total or	Margin
3rd	5	<b>Veloce Cavallo (2)</b>	<b>1200m</b>	<b>1000m</b>	<b>800m</b>	<b>600m</b>	<b>400m</b>	<b>200m</b>	<b>WP</b>	<b>Average</b>	
		Position in running (margin)	-	6(2.7)	7(3.4)	7(4.4)	7(5.0)	5(3.6)	5(3.2)		1.50
		Sectional time (s)	15.89	11.53	11.83	12.22	12.73	12.59	12.40		
		Cumulative time (s)	89.20	73.31	61.78	49.95	37.72	24.99	12.40	1:29.20	
		Speed (m/s)	12.59	17.35	16.91	16.37	15.71	15.89	16.13	15.70	
		Stride length (m)	5.77	7.61	7.49	7.25	6.85	6.84	7.21	6.95	
		Stride duration (s)	0.445	0.439	0.443	0.443	0.436	0.430	0.447	0.443	
		Stride efficiency (%)	52.07	90.52	87.76	82.24	73.34	73.10	81.21	75.54	
		Stride count	34.65	26.28	26.69	27.57	29.19	29.24	27.74	201.36	



Note: Horizontal distance axis grid lines are 200m furlongs.

**Disclaimer.**

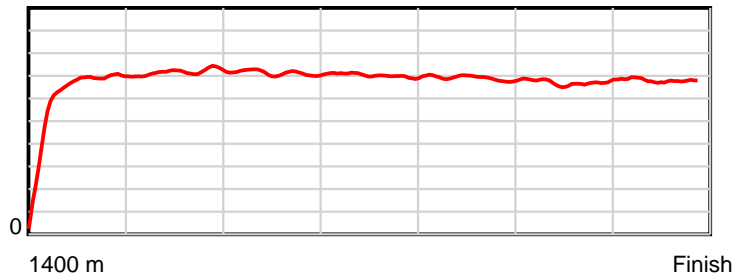
Tasracing Pty Ltd and Thoroughbred Ratings Pty Ltd accepts no responsibility for the completeness or accuracy of any of the information contained herein, and makes no representations about its suitability for any particular purpose. Users should make their own judgements about those matters and/or seek independent advice. You assume all risks associated with use of the data provided on this page.

# Race Results

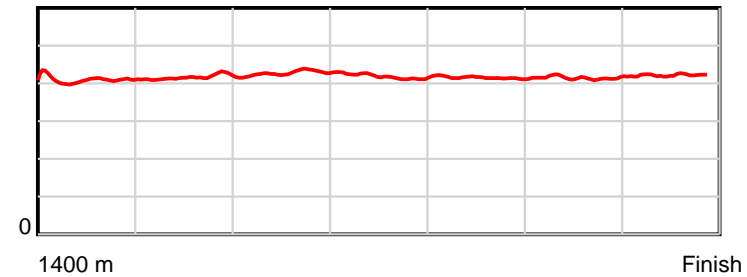
September 08, 2013, Race 5, OPN HCP, Distance 1400m, Elwick Course Proper - Offset 0m

Result	TAB no.	Horse (Barrier)	1400 to	1200m to	1000m to	800m to	600m to	400m to	200m to	Total or	Margin
4th	3	Spy Wears Prad... (4)	1200m	1000m	800m	600m	400m	200m	WP	Average	
		Position in running (margin)	-	5(2.3)	4(1.6)	5(2.3)	6(3.9)	6(4.2)	6(3.8)		1.90
		Sectional time (s)	15.81	11.30	11.79	12.38	13.02	12.60	12.37		
		Cumulative time (s)	89.27	73.46	62.16	50.37	37.99	24.98	12.37	1:29.26	
		Speed (m/s)	12.65	17.70	16.96	16.16	15.36	15.87	16.17	15.68	
		Stride length (m)	5.35	7.32	7.22	6.80	6.37	6.55	6.82	6.57	
		Stride duration (s)	0.410	0.414	0.425	0.421	0.415	0.413	0.422	0.419	
		Stride efficiency (%)	44.65	83.76	81.44	72.26	63.47	67.03	72.67	67.45	
		Stride count	37.42	27.32	27.70	29.41	31.38	30.54	29.33	213.10	

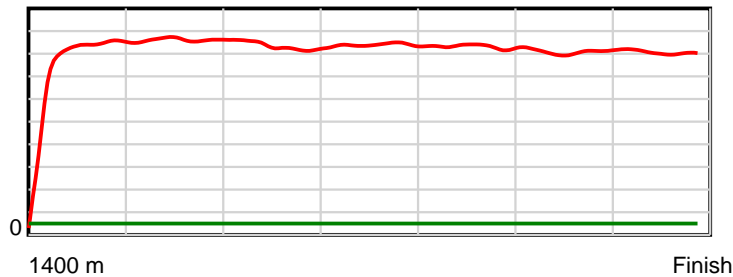
10 m Stride length



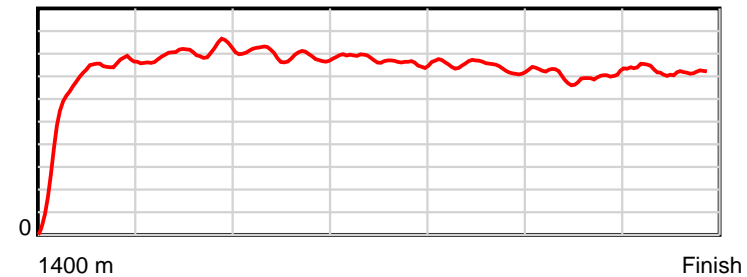
0.6 s Stride duration



20 m/sec Speed



100 % Stride efficiency



Note: Horizontal distance axis grid lines are 200m furlongs.

## Disclaimer.

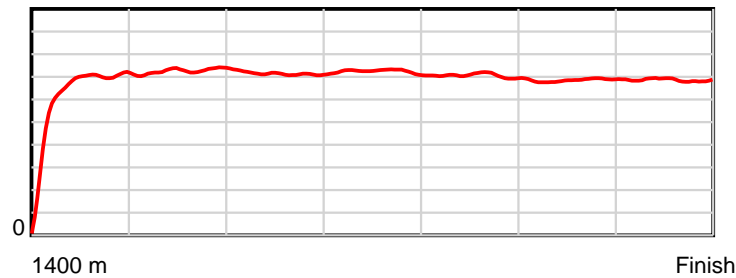
Tasracing Pty Ltd and Thoroughbred Ratings Pty Ltd accepts no responsibility for the completeness or accuracy of any of the information contained herein, and makes no representations about its suitability for any particular purpose. Users should make their own judgements about those matters and/or seek independent advice. You assume all risks associated with use of the data provided on this page.

# Race Results

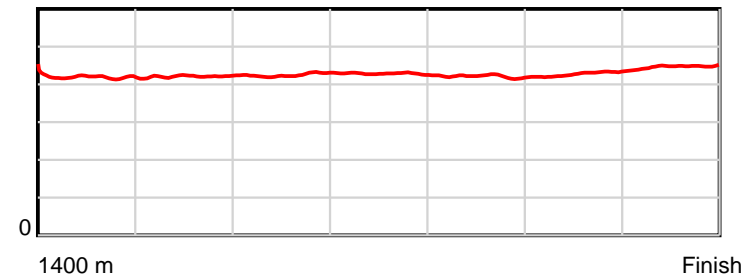
September 08, 2013, Race 5, OPN HCP, Distance 1400m, Elwick Course Proper - Offset 0m

Result	TAB no.	Horse (Barrier)	1400 to	1200m to	1000m to	800m to	600m to	400m to	200m to	Total or	Margin
5th	2	<b>Makes Cents (3)</b>	<b>1200m</b>	<b>1000m</b>	<b>800m</b>	<b>600m</b>	<b>400m</b>	<b>200m</b>	<b>WP</b>	<b>Average</b>	
		Position in running (margin)	-	3(1.1)	3(1.1)	2(1.0)	2(1.0)	2(1.3)	3(1.1)		2.10
		Sectional time (s)	15.65	11.40	11.64	12.12	13.01	12.64	12.84		
		Cumulative time (s)	89.31	73.66	62.26	50.61	38.49	25.48	12.84	1:29.31	
		Speed (m/s)	12.78	17.54	17.18	16.50	15.37	15.82	15.58	15.68	
		Stride length (m)	5.67	7.37	7.29	7.07	6.47	6.78	6.97	6.76	
		Stride duration (s)	0.431	0.420	0.424	0.429	0.421	0.428	0.448	0.431	
		Stride efficiency (%)	50.22	84.93	83.01	78.21	65.43	71.75	75.95	71.31	
		Stride count	35.28	27.13	27.44	28.27	30.91	29.52	28.69	207.24	

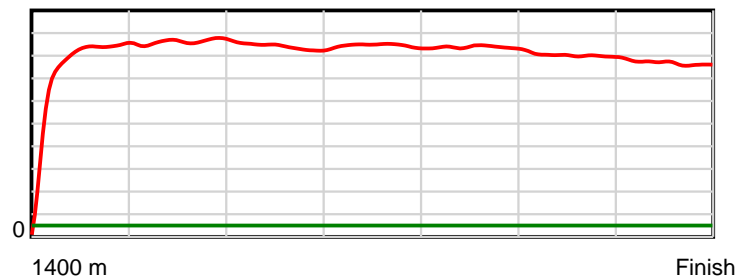
10 m Stride length



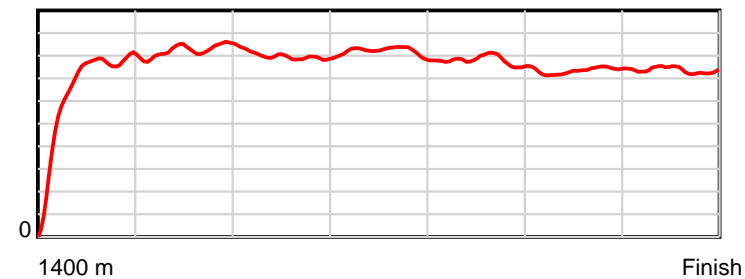
0.6 s Stride duration



20 m/sec Speed



100 % Stride efficiency



Note: Horizontal distance axis grid lines are 200m furlongs.

## Disclaimer.

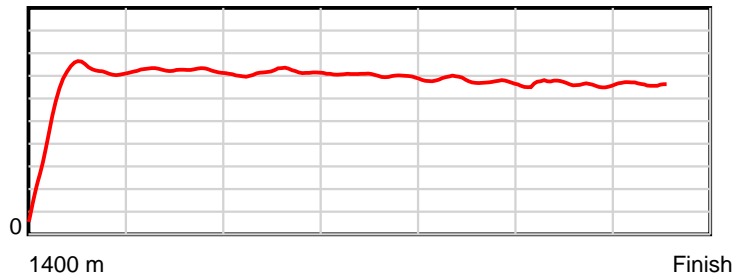
Tasracing Pty Ltd and Thoroughbred Ratings Pty Ltd accepts no responsibility for the completeness or accuracy of any of the information contained herein, and makes no representations about its suitability for any particular purpose. Users should make their own judgements about those matters and/or seek independent advice. You assume all risks associated with use of the data provided on this page.

# Race Results

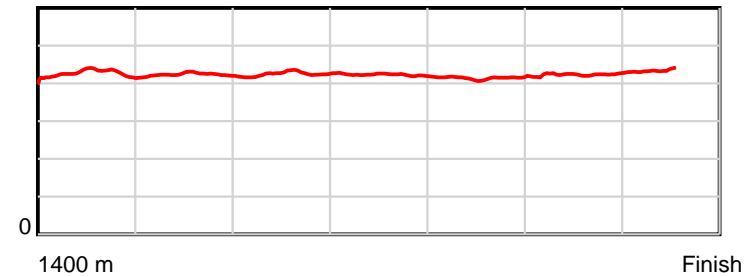
September 08, 2013, Race 5, OPN HCP, Distance 1400m, Elwick Course Proper - Offset 0m

Result	TAB no.	Horse (Barrier)	1400 to	1200m to	1000m to	800m to	600m to	400m to	200m to	Total or	Margin
6th	7	<b>Dangerous Geeg... (7)</b>	<b>1200m</b>	<b>1000m</b>	<b>800m</b>	<b>600m</b>	<b>400m</b>	<b>200m</b>	<b>WP</b>	<b>Average</b>	
		Position in running (margin)	-	2(0.4)	1(0.0)	1(0.0)	1(0.0)	1(0.0)	1(0.0)		3.60
		Sectional time (s)	15.81	11.34	11.66	12.12	12.97	12.66	13.04		
		Cumulative time (s)	89.60	73.79	62.45	50.79	38.66	25.70	13.04	1:29.59	
		Speed (m/s)	12.65	17.64	17.15	16.50	15.42	15.80	15.34	15.62	
		Stride length (m)	6.12	7.48	7.25	7.01	6.42	6.57	6.60	6.75	
		Stride duration (s)	0.463	0.424	0.423	0.425	0.416	0.416	0.431	0.432	
		Stride efficiency (%)	58.58	87.54	82.20	76.78	64.46	67.54	68.14	71.24	
		Stride count	32.67	26.72	27.58	28.53	31.14	30.42	30.29	207.35	

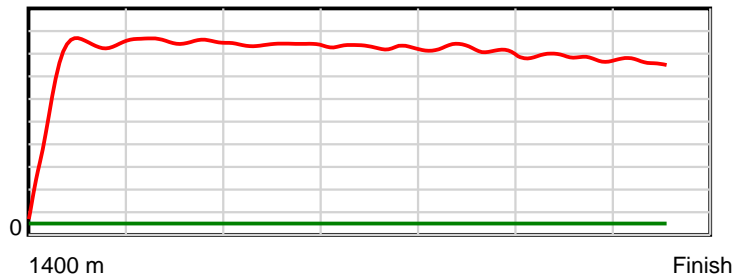
10 m Stride length



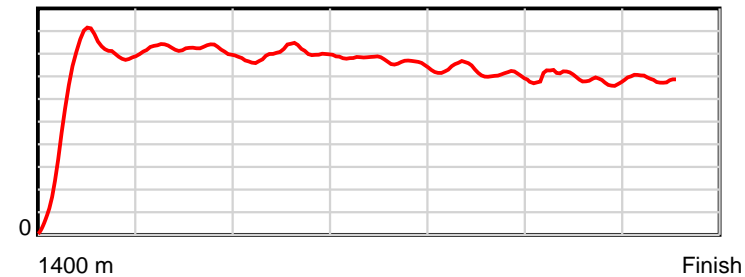
0.6 s Stride duration



20 m/sec Speed



100 % Stride efficiency



Note: Horizontal distance axis grid lines are 200m furlongs.

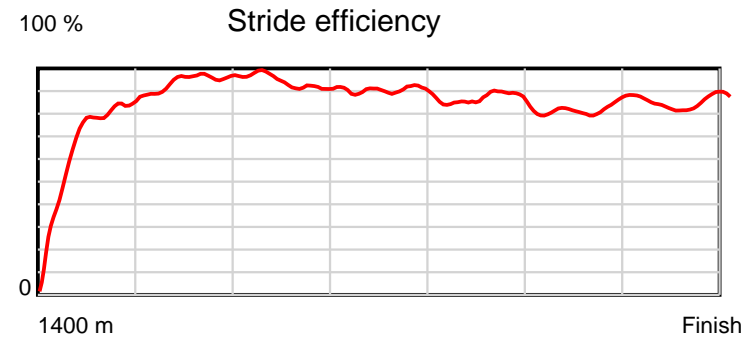
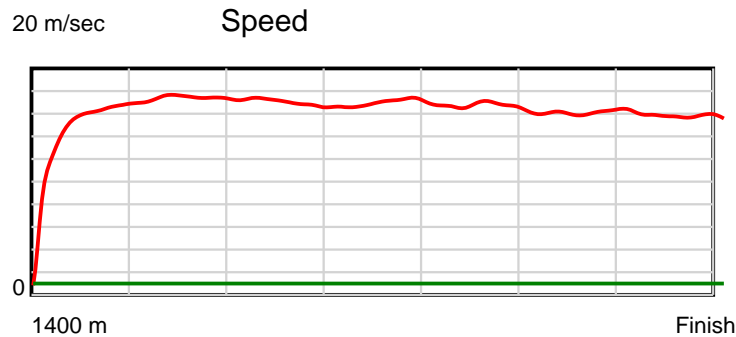
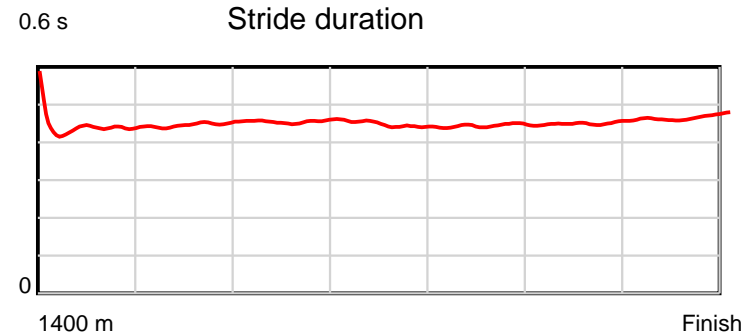
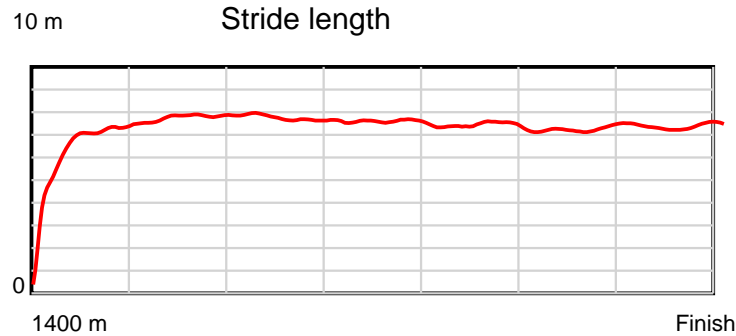
**Disclaimer.**

Tasracing Pty Ltd and Thoroughbred Ratings Pty Ltd accepts no responsibility for the completeness or accuracy of any of the information contained herein, and makes no representations about its suitability for any particular purpose. Users should make their own judgements about those matters and/or seek independent advice. You assume all risks associated with use of the data provided on this page.

# Race Results

September 08, 2013, Race 5, OPN HCP, Distance 1400m, Elwick Course Proper - Offset 0m

Result	TAB no.	Horse (Barrier)	1400 to	1200m to	1000m to	800m to	600m to	400m to	200m to	Total or	Margin
7th	1	Jay Bee's Gee ... (6)	1200m	1000m	800m	600m	400m	200m	WP	Average	
		Position in running (margin)	-	7(3.5)	6(2.6)	6(3.0)	5(3.8)	7(6.6)	7(5.6)		4.40
		Sectional time (s)	16.10	11.27	11.72	12.26	13.44	12.49	12.49		
		Cumulative time (s)	89.76	73.66	62.39	50.67	38.42	24.98	12.49	1:29.76	
		Speed (m/s)	12.43	17.75	17.06	16.31	14.88	16.01	16.01	15.60	
		Stride length (m)	5.75	7.94	7.77	7.30	6.61	7.24	7.49	7.08	
		Stride duration (s)	0.451	0.447	0.455	0.447	0.444	0.452	0.468	0.454	
		Stride efficiency (%)	51.63	98.40	94.25	83.26	68.25	81.97	87.67	78.35	
		Stride count	34.79	25.20	25.75	27.40	30.26	27.61	26.70	197.71	



Note: Horizontal distance axis grid lines are 200m furlongs.

**Disclaimer.**

Tasracing Pty Ltd and Thoroughbred Ratings Pty Ltd accepts no responsibility for the completeness or accuracy of any of the information contained herein, and makes no representations about its suitability for any particular purpose. Users should make their own judgements about those matters and/or seek independent advice. You assume all risks associated with use of the data provided on this page.