



Race Results

Tasmanian Racing Club, Hobart, September 08, 2013

Compilation date: September 9, 2013, 4:27:10 PM (EST)

Copyright © 2013 Tasracing Pty Ltd. All rights reserved.

Trademarks.

StrideMASTER is a registered trademark of Thoroughbred Ratings Pty Ltd.

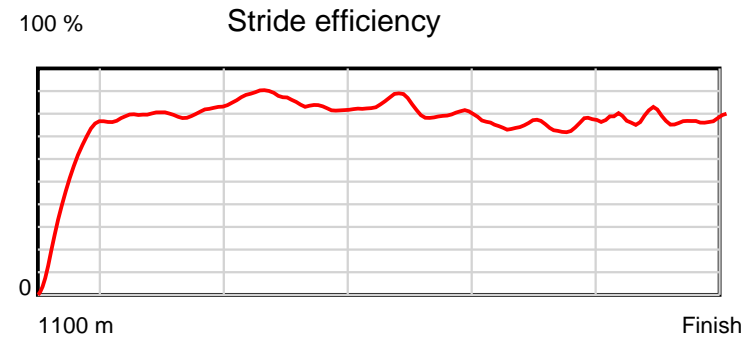
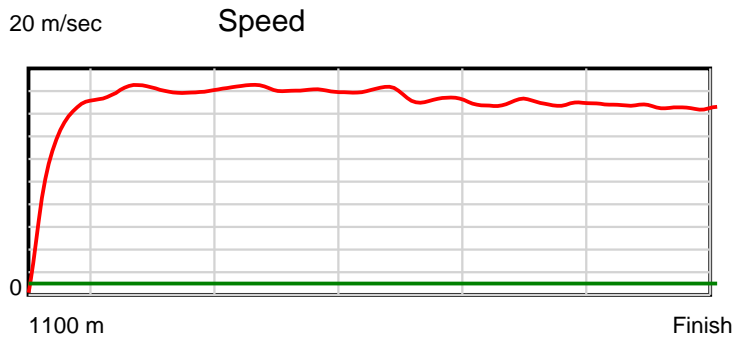
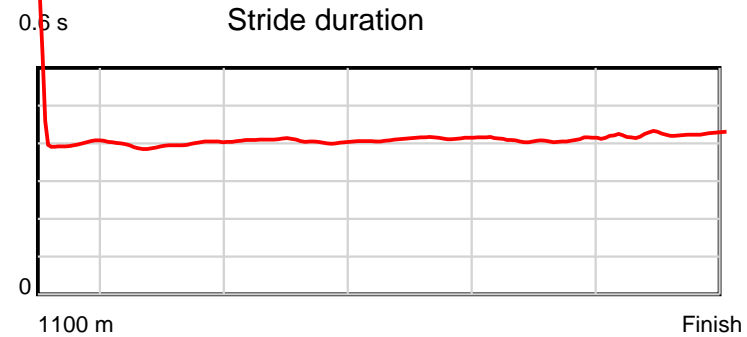
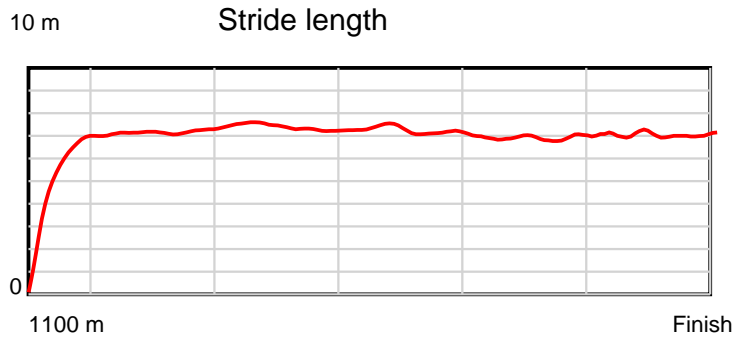
Disclaimer.

Tasracing Pty Ltd and Thoroughbred Ratings Pty Ltd accepts no responsibility for the completeness or accuracy of any of the information contained herein, and makes no representations about its suitability for any particular purpose. Users should make their own judgements about those matters and/or seek independent advice. You assume all risks associated with use of the data provided on this page.

Race Results

September 08, 2013, Race 8, CL4, Distance 1100m, Elwick Course Proper - Offset 0m

Result	TAB no.	Horse (Barrier)	1100 to	1000m to	800m to	600m to	400m to	200m to	Total or	Margin
1st	4	Snippetee Bee (5)	1000m	800m	600m	400m	200m	WP	Average	
		Position in running (margin)	-	2(1.5)	3(2.4)	3(3.4)	1(0.0)	1(0.0)		0.00
		Sectional time (s)	8.32	11.01	11.42	11.99	12.48	12.23		
		Cumulative time (s)	67.46	59.14	48.13	36.71	24.72	12.23	1:07.45	
		Speed (m/s)	12.02	18.17	17.51	16.68	16.03	16.35	16.31	
		Stride length (m)	5.24	7.20	7.11	6.87	6.55	6.93	6.73	
		Stride duration (s)	0.433	0.396	0.406	0.411	0.409	0.424	0.413	
		Stride efficiency (%)	42.92	81.02	79.06	73.65	67.11	74.99	70.73	
		Stride count	19.08	27.78	28.12	29.13	30.52	28.87	163.50	



Note: Horizontal distance axis grid lines are 200m furlongs.

Disclaimer.

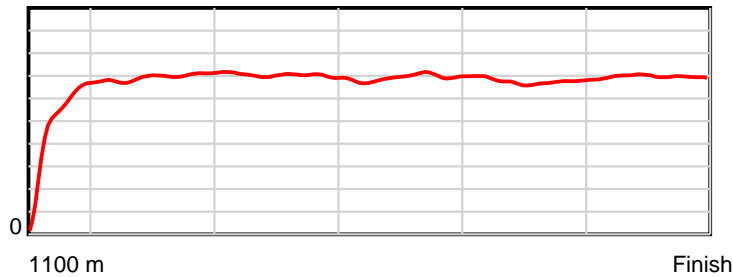
Tasracing Pty Ltd and Thoroughbred Ratings Pty Ltd accepts no responsibility for the completeness or accuracy of any of the information contained herein, and makes no representations about its suitability for any particular purpose. Users should make their own judgements about those matters and/or seek independent advice. You assume all risks associated with use of the data provided on this page.

Race Results

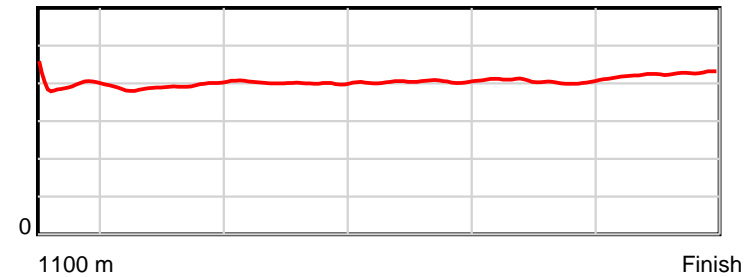
September 08, 2013, Race 8, CL4, Distance 1100m, Elwick Course Proper - Offset 0m

Result	TAB no.	Horse (Barrier)	1100 to	1000m to	800m to	600m to	400m to	200m to	Total or	Margin
2nd	7	Constant Rhyth... (6)	1000m	800m	600m	400m	200m	WP	Average	
		Position in running (margin)	-	3(3.0)	4(4.3)	4(5.7)	4(3.4)	2(1.4)		1.50
		Sectional time (s)	8.75	11.08	11.48	12.16	12.15	12.11		
		Cumulative time (s)	67.74	58.99	47.91	36.43	24.26	12.11	1:07.73	
		Speed (m/s)	11.43	18.05	17.42	16.45	16.46	16.52	16.24	
		Stride length (m)	4.85	7.07	6.99	6.65	6.68	7.02	6.62	
		Stride duration (s)	0.404	0.391	0.401	0.404	0.406	0.425	0.408	
		Stride efficiency (%)	36.68	78.04	76.37	69.02	69.77	76.97	68.56	
		Stride count	20.64	28.30	28.61	30.09	29.93	28.50	166.07	

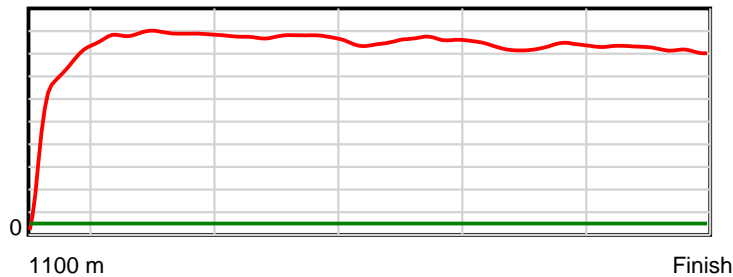
10 m Stride length



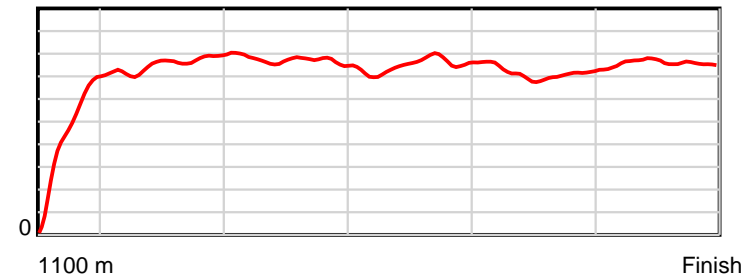
0.6 s Stride duration



20 m/sec Speed



100 % Stride efficiency



Note: Horizontal distance axis grid lines are 200m furlongs.

Disclaimer.

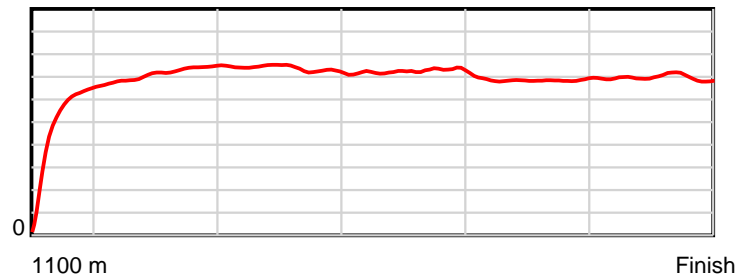
Tasracing Pty Ltd and Thoroughbred Ratings Pty Ltd accepts no responsibility for the completeness or accuracy of any of the information contained herein, and makes no representations about its suitability for any particular purpose. Users should make their own judgements about those matters and/or seek independent advice. You assume all risks associated with use of the data provided on this page.

Race Results

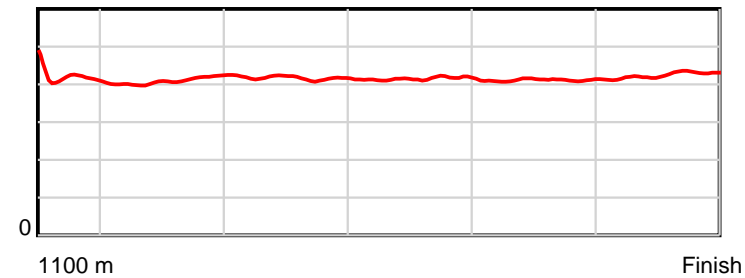
September 08, 2013, Race 8, CL4, Distance 1100m, Elwick Course Proper - Offset 0m

Result	TAB no.	Horse (Barrier)	1100 to	1000m to	800m to	600m to	400m to	200m to	Total or	Margin
3rd	2	Flash Al Moon (3)	1000m	800m	600m	400m	200m	WP	Average	
		Position in running (margin)	-	9(5.3)	8(6.7)	8(8.2)	7(5.7)	6(3.9)		5.00
		Sectional time (s)	9.18	11.11	11.49	12.15	12.18	12.28		
		Cumulative time (s)	68.39	59.21	48.11	36.62	24.47	12.28	1:08.39	
		Speed (m/s)	10.89	18.00	17.41	16.46	16.42	16.29	16.08	
		Stride length (m)	4.81	7.35	7.26	6.81	6.75	6.93	6.73	
		Stride duration (s)	0.418	0.408	0.417	0.414	0.411	0.425	0.418	
		Stride efficiency (%)	36.09	84.50	82.28	72.46	71.30	74.94	70.79	
		Stride count	20.81	27.20	27.56	29.37	29.61	28.88	163.43	

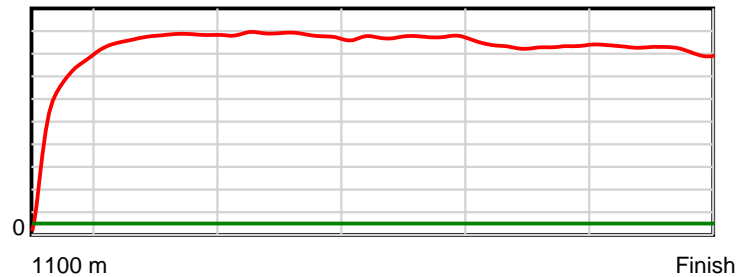
10 m Stride length



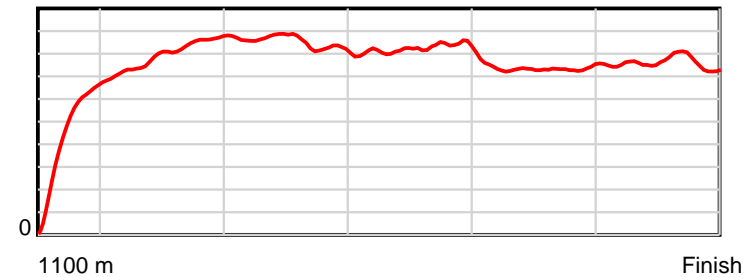
0.6 s Stride duration



20 m/sec Speed



100 % Stride efficiency



Note: Horizontal distance axis grid lines are 200m furlongs.

Disclaimer.

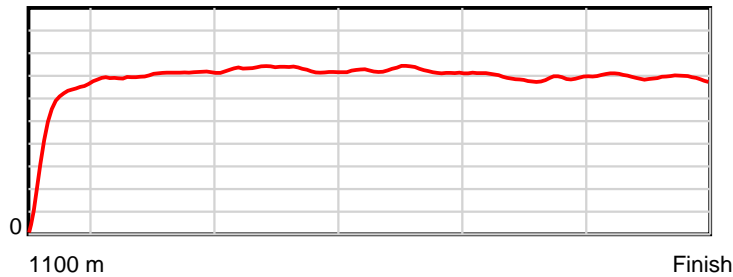
Tasracing Pty Ltd and Thoroughbred Ratings Pty Ltd accepts no responsibility for the completeness or accuracy of any of the information contained herein, and makes no representations about its suitability for any particular purpose. Users should make their own judgements about those matters and/or seek independent advice. You assume all risks associated with use of the data provided on this page.

Race Results

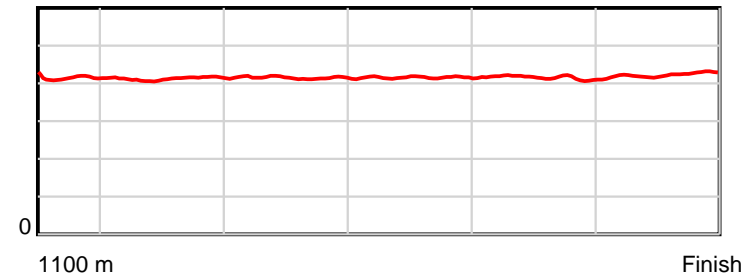
September 08, 2013, Race 8, CL4, Distance 1100m, Elwick Course Proper - Offset 0m

Result	TAB no.	Horse (Barrier)	1100 to	1000m to	800m to	600m to	400m to	200m to	Total or	Margin
4th	3	Inner Warrior (8)	1000m	800m	600m	400m	200m	WP	Average	
		Position in running (margin)	-	10(6.0)	10(7.5)	10(9.5)	9(7.0)	8(6.0)		6.50
		Sectional time (s)	9.43	11.10	11.58	12.14	12.32	12.10		
		Cumulative time (s)	68.68	59.25	48.14	36.56	24.42	12.10	1:08.68	
		Speed (m/s)	10.61	18.02	17.27	16.47	16.23	16.53	16.02	
		Stride length (m)	4.68	7.42	7.15	6.82	6.73	7.00	6.71	
		Stride duration (s)	0.415	0.412	0.414	0.414	0.415	0.423	0.419	
		Stride efficiency (%)	34.27	86.01	79.92	72.66	70.78	76.56	70.39	
		Stride count	21.35	26.96	27.97	29.33	29.72	28.57	163.90	

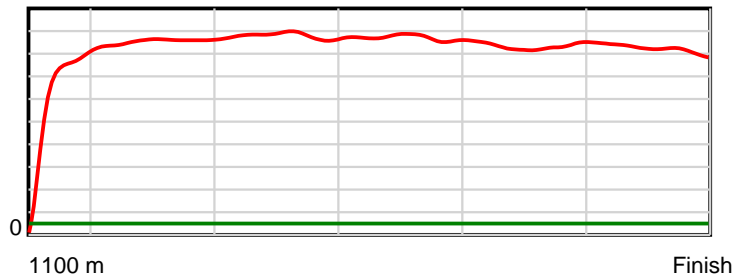
10 m Stride length



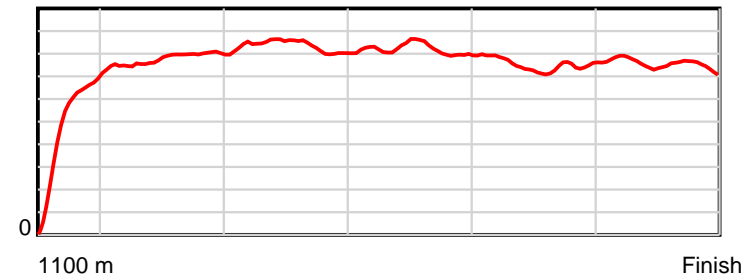
0.6 s Stride duration



20 m/sec Speed



100 % Stride efficiency



Note: Horizontal distance axis grid lines are 200m furlongs.

Disclaimer.

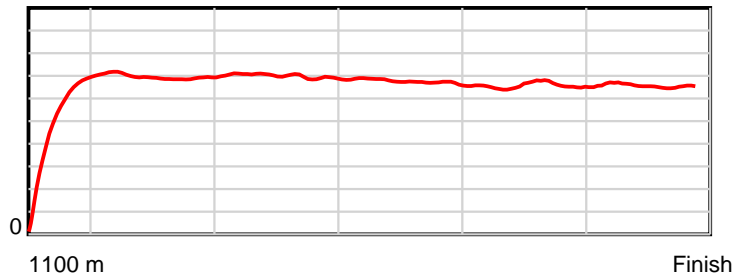
Tasracing Pty Ltd and Thoroughbred Ratings Pty Ltd accepts no responsibility for the completeness or accuracy of any of the information contained herein, and makes no representations about its suitability for any particular purpose. Users should make their own judgements about those matters and/or seek independent advice. You assume all risks associated with use of the data provided on this page.

Race Results

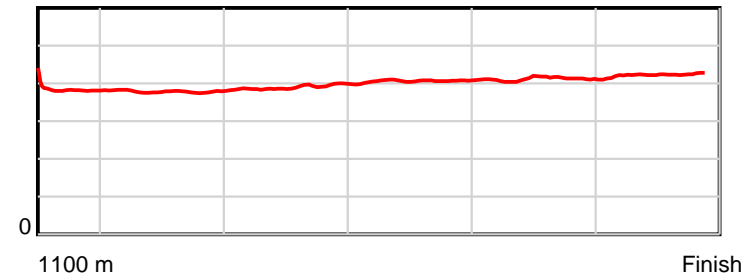
September 08, 2013, Race 8, CL4, Distance 1100m, Elwick Course Proper - Offset 0m

Result	TAB no.	Horse (Barrier)	1100 to	1000m to	800m to	600m to	400m to	200m to	Total or	Margin
5th	8	Savvy Princess (11)	1000m	800m	600m	400m	200m	WP	Average	
		Position in running (margin)	-	5(3.6)	2(0.4)	1(0.0)	2(0.2)	3(2.5)		7.30
		Sectional time (s)	8.98	10.33	11.18	12.59	12.87	12.88		
		Cumulative time (s)	68.83	59.85	49.52	38.34	25.75	12.88	1:08.82	
		Speed (m/s)	11.14	19.36	17.89	15.89	15.54	15.53	15.98	
		Stride length (m)	4.59	7.32	6.93	6.43	6.39	6.53	6.43	
		Stride duration (s)	0.392	0.378	0.387	0.405	0.411	0.420	0.402	
		Stride efficiency (%)	32.93	83.72	74.95	64.64	63.78	66.58	64.64	
		Stride count	21.78	27.32	28.88	31.10	31.31	30.64	171.03	

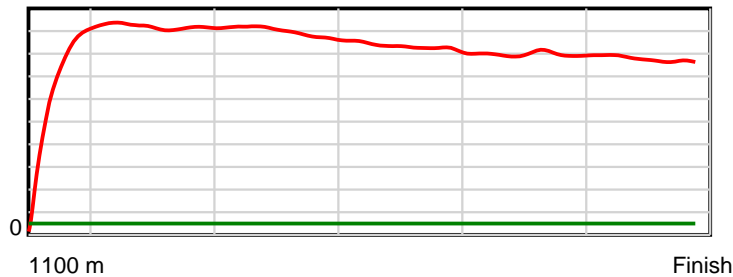
10 m Stride length



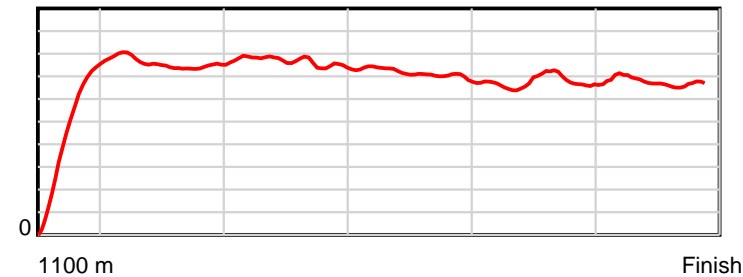
0.6 s Stride duration



20 m/sec Speed



100 % Stride efficiency



Note: Horizontal distance axis grid lines are 200m furlongs.

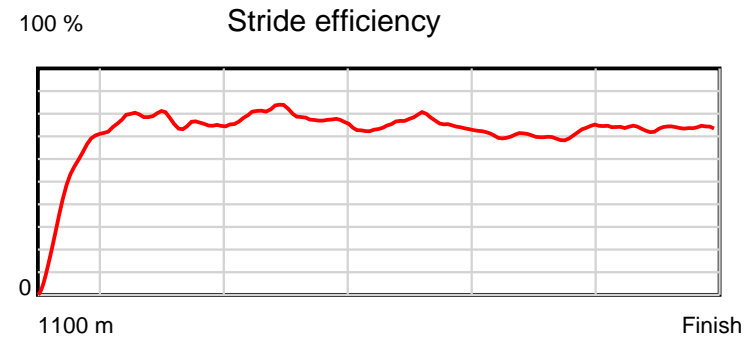
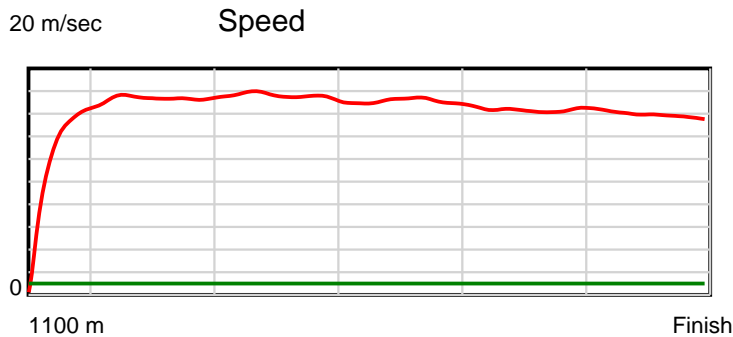
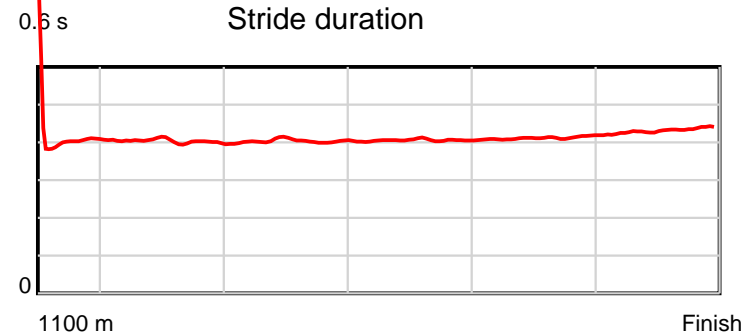
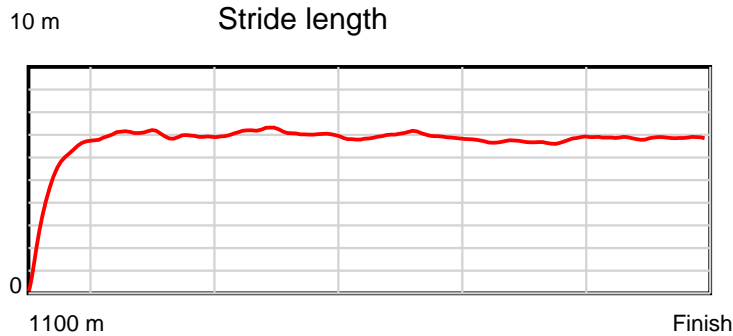
Disclaimer.

Tasracing Pty Ltd and Thoroughbred Ratings Pty Ltd accepts no responsibility for the completeness or accuracy of any of the information contained herein, and makes no representations about its suitability for any particular purpose. Users should make their own judgements about those matters and/or seek independent advice. You assume all risks associated with use of the data provided on this page.

Race Results

September 08, 2013, Race 8, CL4, Distance 1100m, Elwick Course Proper - Offset 0m

Result	TAB no.	Horse (Barrier)	1100 to	1000m to	800m to	600m to	400m to	200m to	Total or	Margin
6th	12	Yasir (10)	1000m	800m	600m	400m	200m	WP	Average	
		Position in running (margin)	-	4(3.6)	5(5.5)	5(6.6)	5(4.6)	5(3.8)		7.80
		Sectional time (s)	9.08	11.19	11.43	12.22	12.35	12.67		
		Cumulative time (s)	68.93	59.85	48.66	37.23	25.01	12.67	1:08.93	
		Speed (m/s)	11.02	17.87	17.50	16.37	16.19	15.79	15.96	
		Stride length (m)	5.07	7.20	7.04	6.62	6.67	6.81	6.65	
		Stride duration (s)	0.427	0.403	0.403	0.404	0.412	0.431	0.416	
		Stride efficiency (%)	40.12	81.01	77.52	68.42	69.52	72.53	69.03	
		Stride count	19.74	27.78	28.40	30.23	29.99	29.36	165.50	



Note: Horizontal distance axis grid lines are 200m furlongs.

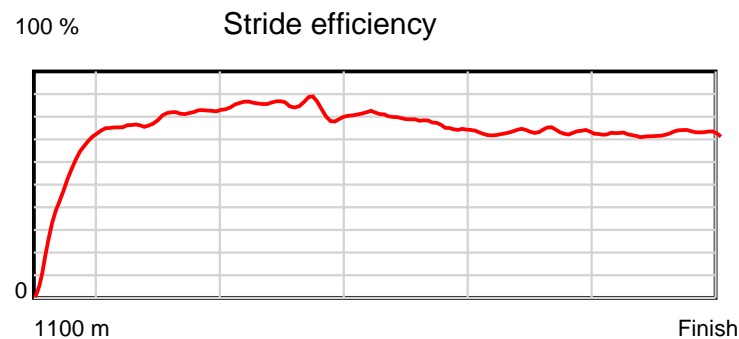
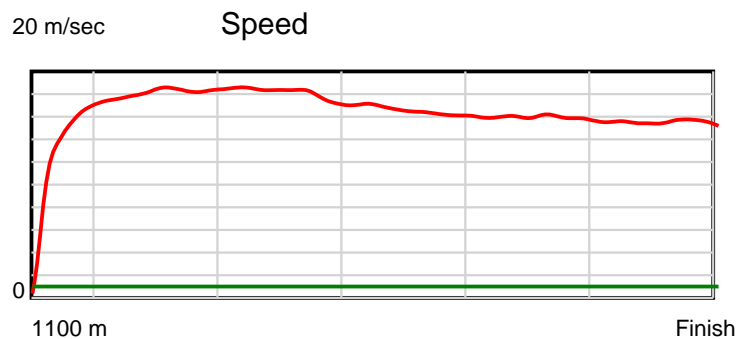
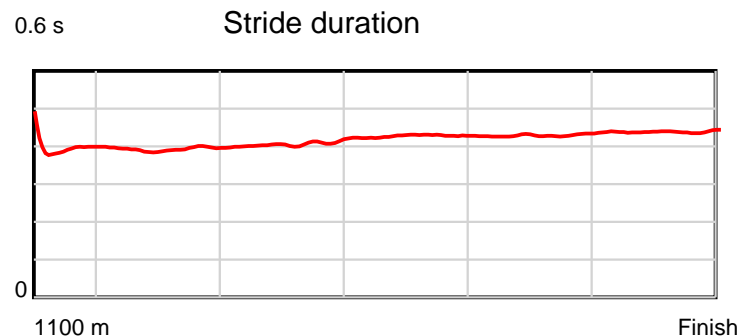
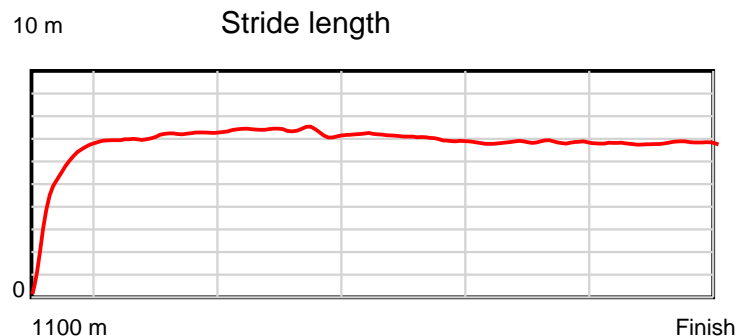
Disclaimer.

Tasracing Pty Ltd and Thoroughbred Ratings Pty Ltd accepts no responsibility for the completeness or accuracy of any of the information contained herein, and makes no representations about its suitability for any particular purpose. Users should make their own judgements about those matters and/or seek independent advice. You assume all risks associated with use of the data provided on this page.

Race Results

September 08, 2013, Race 8, CL4, Distance 1100m, Elwick Course Proper - Offset 0m

Result	TAB no.	Horse (Barrier)	1100 to	1000m to	800m to	600m to	400m to	200m to	Total or	Margin
7th	5	Rich Bonus (7)	1000m	800m	600m	400m	200m	WP	Average	
		Position in running (margin)	-	1(0.0)	1(0.0)	2(0.0)	3(1.1)	4(3.0)		8.20
		Sectional time (s)	8.41	10.86	11.26	12.73	12.79	12.94		
		Cumulative time (s)	69.00	60.59	49.72	38.47	25.74	12.94	1:09.00	
		Speed (m/s)	11.89	18.42	17.76	15.71	15.64	15.46	15.94	
		Stride length (m)	5.01	7.23	7.21	6.70	6.71	6.79	6.69	
		Stride duration (s)	0.401	0.393	0.406	0.427	0.429	0.439	0.420	
		Stride efficiency (%)	39.27	81.78	81.18	70.16	70.44	71.94	69.90	
		Stride count	19.95	27.65	27.75	29.85	29.79	29.48	164.47	



Note: Horizontal distance axis grid lines are 200m furlongs.

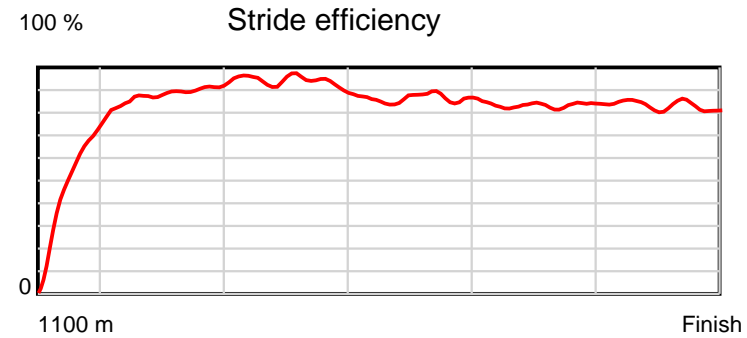
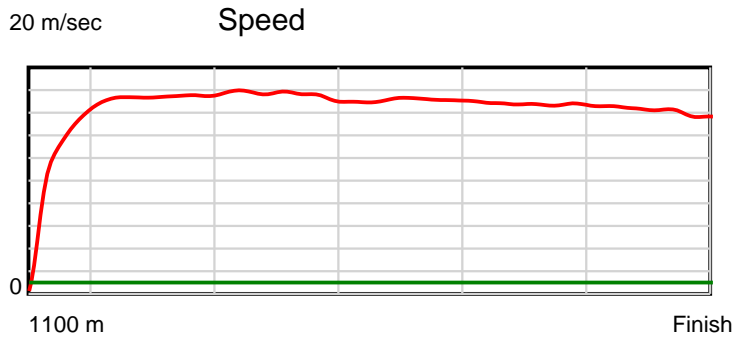
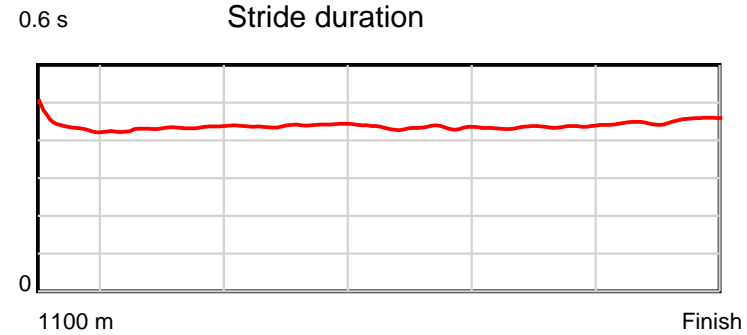
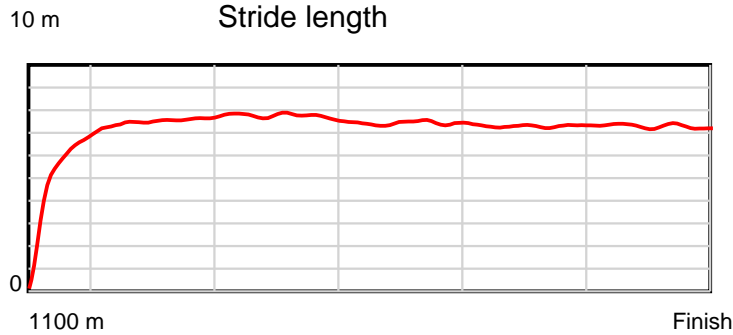
Disclaimer.

Tasracing Pty Ltd and Thoroughbred Ratings Pty Ltd accepts no responsibility for the completeness or accuracy of any of the information contained herein, and makes no representations about its suitability for any particular purpose. Users should make their own judgements about those matters and/or seek independent advice. You assume all risks associated with use of the data provided on this page.

Race Results

September 08, 2013, Race 8, CL4, Distance 1100m, Elwick Course Proper - Offset 0m

Result	TAB no.	Horse (Barrier)	1100 to	1000m to	800m to	600m to	400m to	200m to	Total or	Margin
8th	10	Esca (2)	1000m	800m	600m	400m	200m	WP	Average	
		Position in running (margin)	-	8(5.3)	9(7.3)	9(9.4)	10(7.9)	9(6.4)		8.30
		Sectional time (s)	9.24	11.21	11.60	12.29	12.24	12.43		
		Cumulative time (s)	69.02	59.78	48.57	36.97	24.67	12.43	1:09.01	
		Speed (m/s)	10.82	17.84	17.24	16.27	16.34	16.09	15.94	
		Stride length (m)	5.05	7.70	7.58	7.05	7.11	7.29	7.05	
		Stride duration (s)	0.443	0.431	0.440	0.433	0.436	0.453	0.442	
		Stride efficiency (%)	39.77	92.57	89.78	77.71	79.10	83.06	77.60	
		Stride count	19.82	25.99	26.39	28.36	28.11	27.43	156.10	



Note: Horizontal distance axis grid lines are 200m furlongs.

Disclaimer.

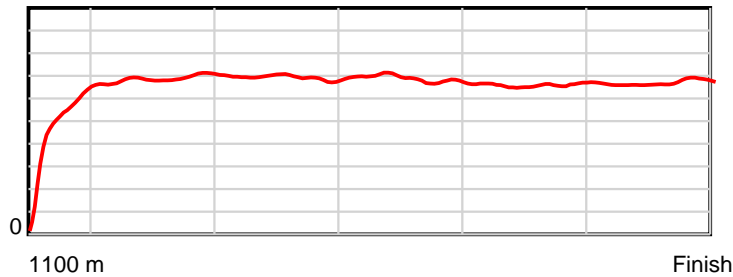
Tasracing Pty Ltd and Thoroughbred Ratings Pty Ltd accepts no responsibility for the completeness or accuracy of any of the information contained herein, and makes no representations about its suitability for any particular purpose. Users should make their own judgements about those matters and/or seek independent advice. You assume all risks associated with use of the data provided on this page.

Race Results

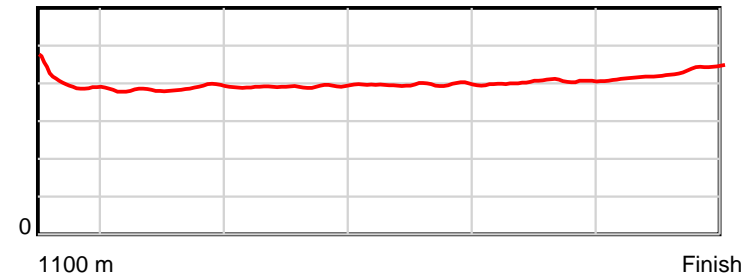
September 08, 2013, Race 8, CL4, Distance 1100m, Elwick Course Proper - Offset 0m

Result	TAB no.	Horse (Barrier)	1100 to	1000m to	800m to	600m to	400m to	200m to	Total or	Margin
9th	9	Ski Dubai (9)	1000m	800m	600m	400m	200m	WP	Average	
		Position in running (margin)	-	6(4.7)	7(5.7)	6(7.2)	6(5.6)	7(5.7)		12.10
		Sectional time (s)	9.50	11.03	11.51	12.29	12.49	12.95		
		Cumulative time (s)	69.76	60.26	49.24	37.73	25.44	12.95	1:09.76	
		Speed (m/s)	10.52	18.13	17.38	16.27	16.01	15.44	15.77	
		Stride length (m)	4.67	6.99	6.80	6.44	6.48	6.64	6.42	
		Stride duration (s)	0.404	0.385	0.391	0.396	0.404	0.430	0.407	
		Stride efficiency (%)	34.08	76.35	72.25	64.86	65.54	68.91	64.31	
		Stride count	21.41	28.61	29.41	31.04	30.88	30.12	171.47	

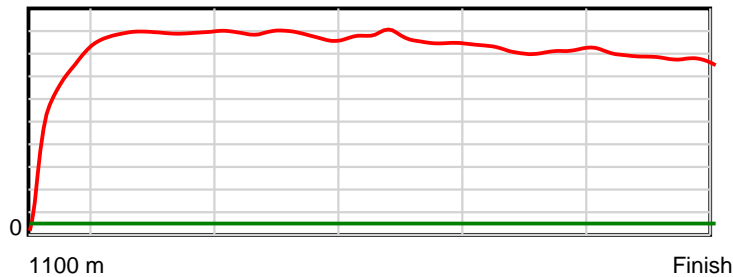
10 m Stride length



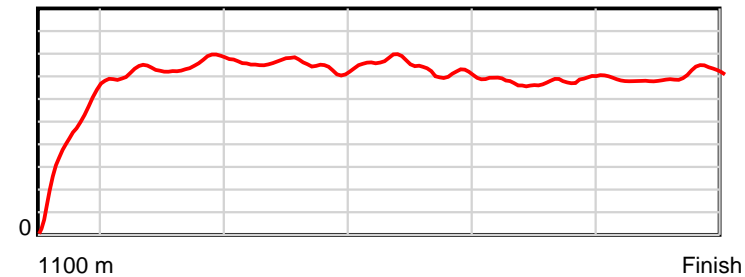
0.6 s Stride duration



20 m/sec Speed



100 % Stride efficiency



Note: Horizontal distance axis grid lines are 200m furlongs.

Disclaimer.

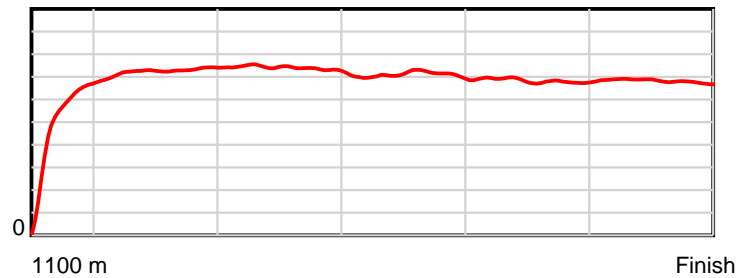
Tasracing Pty Ltd and Thoroughbred Ratings Pty Ltd accepts no responsibility for the completeness or accuracy of any of the information contained herein, and makes no representations about its suitability for any particular purpose. Users should make their own judgements about those matters and/or seek independent advice. You assume all risks associated with use of the data provided on this page.

Race Results

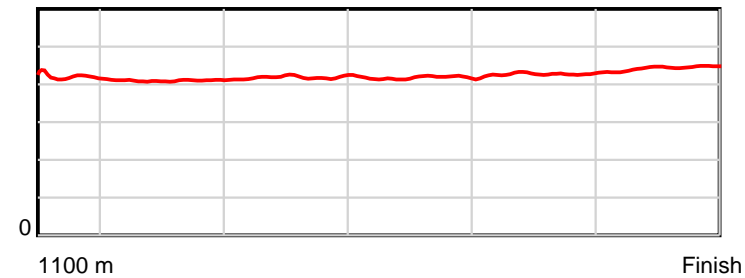
September 08, 2013, Race 8, CL4, Distance 1100m, Elwick Course Proper - Offset 0m

Result	TAB no.	Horse (Barrier)	1100 to	1000m to	800m to	600m to	400m to	200m to	Total or	Margin
10th	11	Pittenweem (1)	1000m	800m	600m	400m	200m	WP	Average	
		Position in running (margin)	-	7(5.0)	6(5.5)	7(7.2)	8(6.9)	10(8.7)		15.60
		Sectional time (s)	9.70	10.96	11.54	12.50	12.78	12.98		
		Cumulative time (s)	70.46	60.76	49.80	38.26	25.76	12.98	1:10.45	
		Speed (m/s)	10.31	18.25	17.33	16.00	15.65	15.41	15.61	
		Stride length (m)	4.80	7.48	7.26	6.67	6.70	6.84	6.70	
		Stride duration (s)	0.413	0.410	0.419	0.417	0.428	0.444	0.429	
		Stride efficiency (%)	36.08	87.35	82.31	69.51	70.11	73.19	70.14	
		Stride count	20.81	26.75	27.56	29.99	29.86	29.22	164.19	

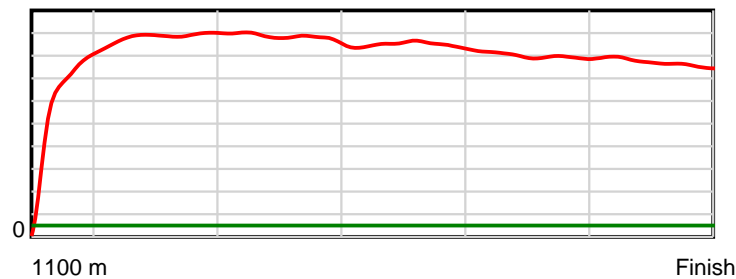
10 m Stride length



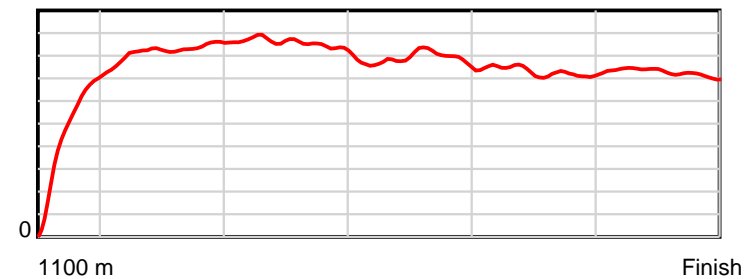
0.6 s Stride duration



20 m/sec Speed



100 % Stride efficiency



Note: Horizontal distance axis grid lines are 200m furlongs.

Disclaimer.

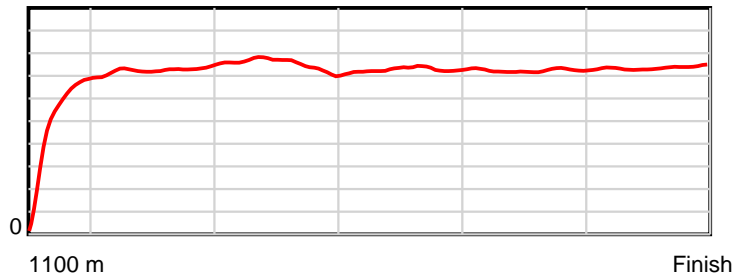
Tasracing Pty Ltd and Thoroughbred Ratings Pty Ltd accepts no responsibility for the completeness or accuracy of any of the information contained herein, and makes no representations about its suitability for any particular purpose. Users should make their own judgements about those matters and/or seek independent advice. You assume all risks associated with use of the data provided on this page.

Race Results

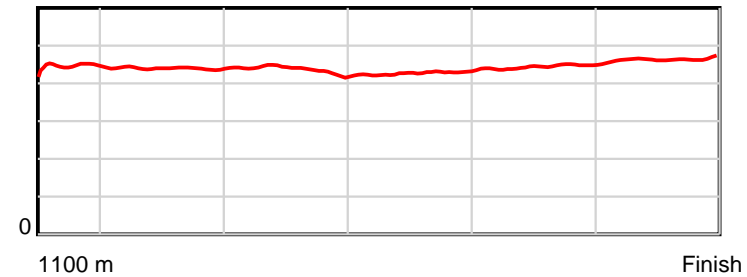
September 08, 2013, Race 8, CL4, Distance 1100m, Elwick Course Proper - Offset 0m

Result	TAB no.	Horse (Barrier)	1100 to	1000m to	800m to	600m to	400m to	200m to	Total or	Margin
11th	1	Ebbing (4)	1000m	800m	600m	400m	200m	WP	Average	
		Position in running (margin)	-	11(7.2)	11(12.8)	11(15.1)	11(13.2)	11(13.3)		18.40
		Sectional time (s)	10.19	11.79	11.64	12.24	12.50	12.67		
		Cumulative time (s)	71.02	60.83	49.04	37.41	25.17	12.67	1:11.01	
		Speed (m/s)	9.81	16.96	17.18	16.34	16.00	15.79	15.49	
		Stride length (m)	4.90	7.45	7.49	6.97	7.11	7.35	6.96	
		Stride duration (s)	0.438	0.439	0.436	0.427	0.444	0.465	0.450	
		Stride efficiency (%)	37.51	86.70	87.76	75.93	78.99	84.40	75.76	
		Stride count	20.41	26.85	26.69	28.69	28.13	27.21	157.98	

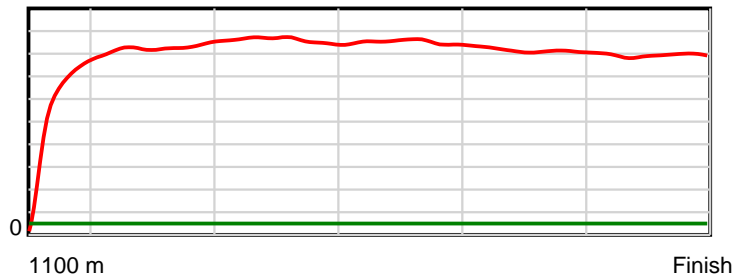
10 m Stride length



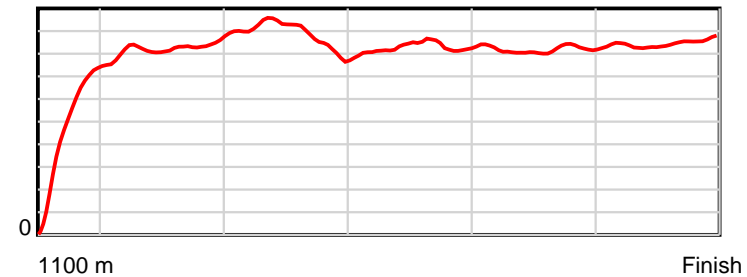
0.6 s Stride duration



20 m/sec Speed



100 % Stride efficiency



Note: Horizontal distance axis grid lines are 200m furlongs.

Disclaimer.

Tasracing Pty Ltd and Thoroughbred Ratings Pty Ltd accepts no responsibility for the completeness or accuracy of any of the information contained herein, and makes no representations about its suitability for any particular purpose. Users should make their own judgements about those matters and/or seek independent advice. You assume all risks associated with use of the data provided on this page.