



Race Results

Tasmanian Turf Club, Launceston, November 13, 2013

Compilation date: November 14, 2013, 12:10:15 PM (EST)

Copyright © 2013 Tasracing Pty Ltd. All rights reserved.

Trademarks.

StrideMASTER is a registered trademark of Thoroughbred Ratings Pty Ltd.

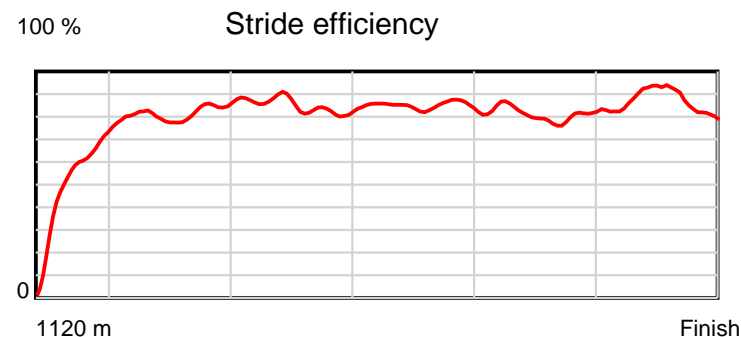
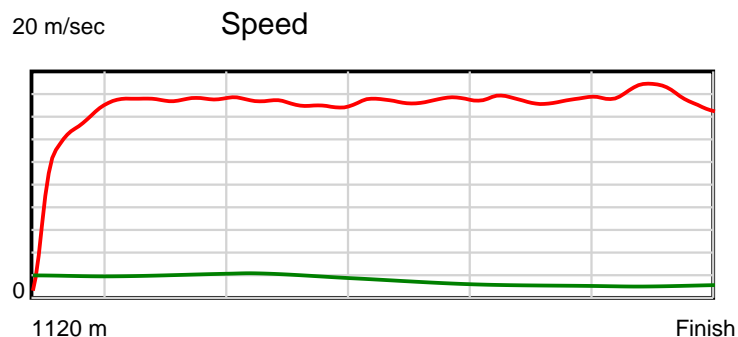
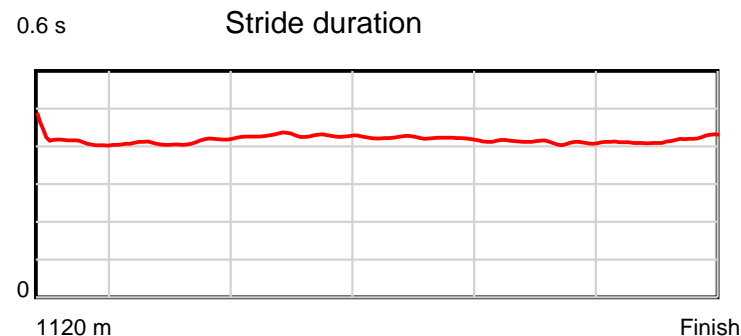
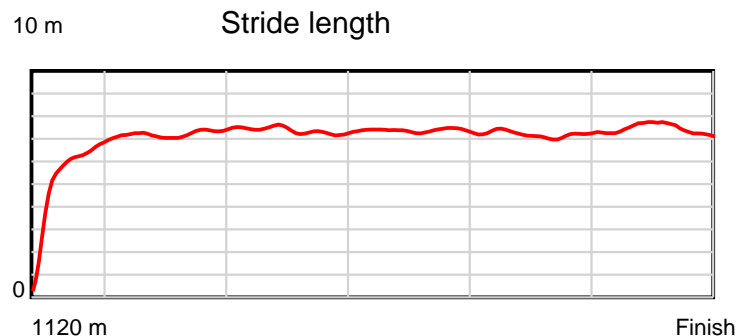
Disclaimer.

Tasracing Pty Ltd and Thoroughbred Ratings Pty Ltd accepts no responsibility for the completeness or accuracy of any of the information contained herein, and makes no representations about its suitability for any particular purpose. Users should make their own judgements about those matters and/or seek independent advice. You assume all risks associated with use of the data provided on this page.

Race Results

November 13, 2013, Race 4, 3Y MDN-SW, Distance 1120m, Mowbray - Offset 9m

Result	TAB no.	Horse (Barrier)	1120 to	1000m to	800m to	600m to	400m to	200m to	Total or	Margin
1st	5	Varian (7)	1000m	800m	600m	400m	200m	WP	Average	
		Position in running (margin)	-	3(2.6)	6(2.9)	5(3.1)	6(2.4)	4(1.2)		0.00
		Sectional time (s)	10.18	11.31	11.79	11.40	11.80	11.67		
		Cumulative time (s)	68.16	57.98	46.67	34.87	23.48	11.67	1:08.15	
		Speed (m/s)	11.79	17.68	16.96	17.54	16.95	17.14	16.43	
		Stride length (m)	5.10	7.26	7.27	7.41	6.96	7.15	6.90	
		Stride duration (s)	0.416	0.411	0.429	0.422	0.411	0.417	0.420	
		Stride efficiency (%)	40.66	82.32	82.59	85.80	75.75	79.88	74.42	
		Stride count	23.53	27.56	27.51	26.99	28.73	27.97	162.29	



Note: Horizontal distance axis grid lines are 200m furlongs.

Disclaimer.

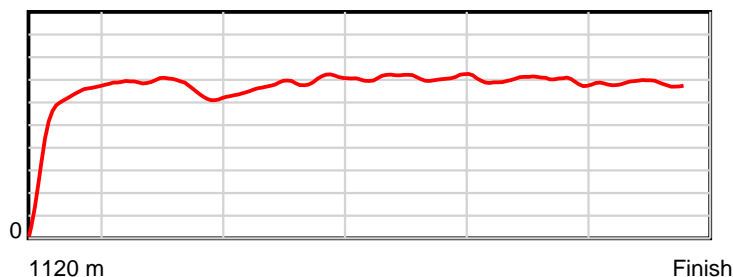
Tasracing Pty Ltd and Thoroughbred Ratings Pty Ltd accepts no responsibility for the completeness or accuracy of any of the information contained herein, and makes no representations about its suitability for any particular purpose. Users should make their own judgements about those matters and/or seek independent advice. You assume all risks associated with use of the data provided on this page.

Race Results

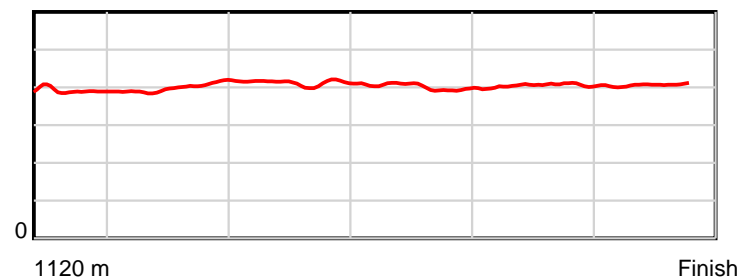
November 13, 2013, Race 4, 3Y MDN-SW, Distance 1120m, Mowbray - Offset 9m

Result	TAB no.	Horse (Barrier)	1120 to	1000m to	800m to	600m to	400m to	200m to	Total or	Margin
2nd	7	Eagle Flight (4)	1000m	800m	600m	400m	200m	WP	Average	
		Position in running (margin)	-	9(5.7)	10(7.6)	8(5.4)	7(3.6)	6(1.9)		1.50
		Sectional time (s)	10.58	11.59	11.39	11.22	11.69	11.96		
		Cumulative time (s)	68.43	57.85	46.26	34.88	23.66	11.96	1:08.43	
		Speed (m/s)	11.34	17.26	17.56	17.83	17.11	16.72	16.37	
		Stride length (m)	4.71	6.85	7.26	7.19	6.90	6.80	6.65	
		Stride duration (s)	0.398	0.397	0.413	0.403	0.404	0.406	0.406	
		Stride efficiency (%)	34.63	73.25	82.28	80.80	74.42	72.16	69.06	
		Stride count	25.49	29.21	27.56	27.81	28.98	29.43	168.48	

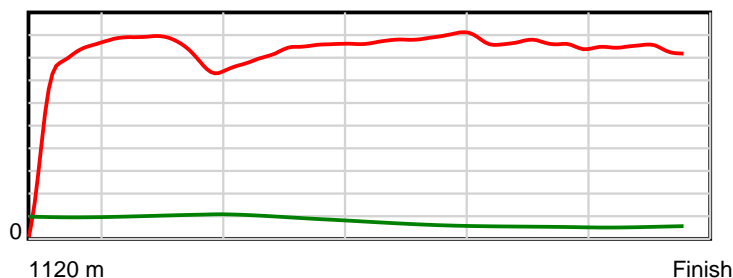
10 m Stride length



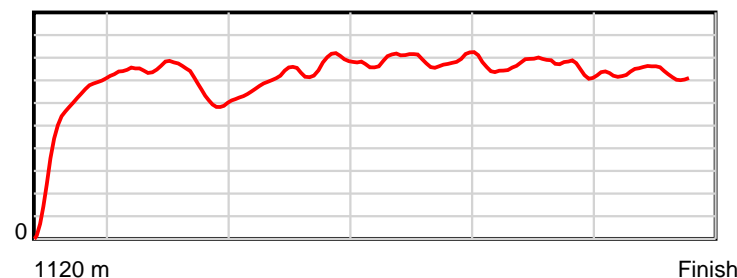
0.6 s Stride duration



20 m/sec Speed



100 % Stride efficiency



Note: Horizontal distance axis grid lines are 200m furlongs.

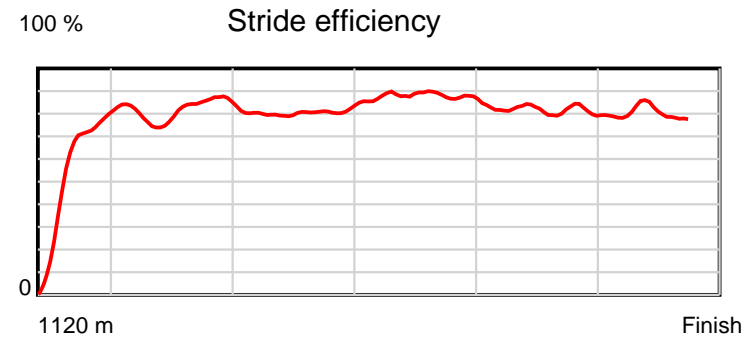
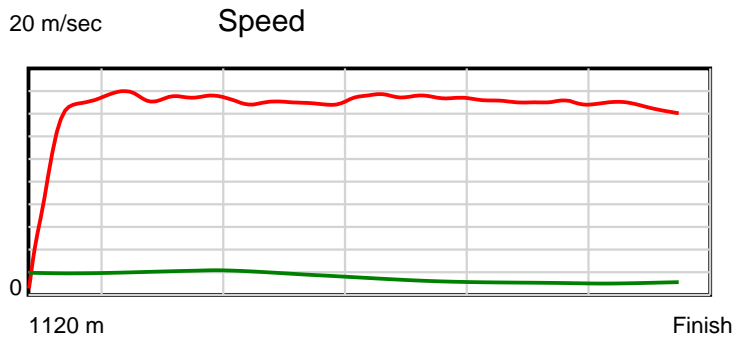
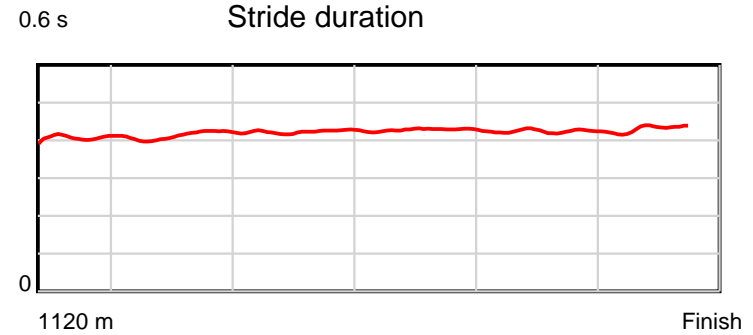
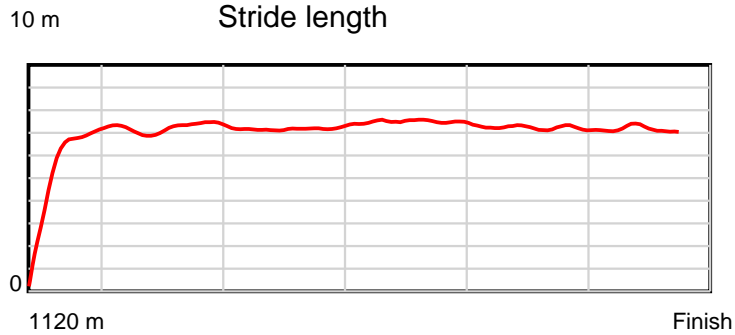
Disclaimer.

Tasracing Pty Ltd and Thoroughbred Ratings Pty Ltd accepts no responsibility for the completeness or accuracy of any of the information contained herein, and makes no representations about its suitability for any particular purpose. Users should make their own judgements about those matters and/or seek independent advice. You assume all risks associated with use of the data provided on this page.

Race Results

November 13, 2013, Race 4, 3Y MDN-SW, Distance 1120m, Mowbray - Offset 9m

Result	TAB no.	Horse (Barrier)	1120 to	1000m to	800m to	600m to	400m to	200m to	Total or	Margin
3rd	3	Niloufar (5)	1000m	800m	600m	400m	200m	WP	Average	
		Position in running (margin)	-	10(8.2)	7(3.5)	6(3.1)	5(2.0)	5(1.7)		1.90
		Sectional time (s)	11.04	10.49	11.69	11.33	11.94	12.02		
		Cumulative time (s)	68.51	57.47	46.98	35.29	23.96	12.02	1:08.51	
		Speed (m/s)	10.87	19.07	17.11	17.65	16.75	16.64	16.35	
		Stride length (m)	4.55	7.82	7.21	7.54	7.12	7.16	6.90	
		Stride duration (s)	0.405	0.410	0.422	0.427	0.425	0.430	0.422	
		Stride efficiency (%)	32.36	95.62	81.28	88.79	79.11	80.22	74.49	
		Stride count	26.37	25.57	27.73	26.53	28.11	27.91	162.22	



Note: Horizontal distance axis grid lines are 200m furlongs.

Disclaimer.

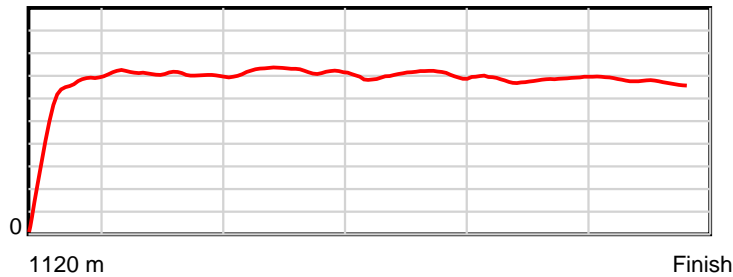
Tasracing Pty Ltd and Thoroughbred Ratings Pty Ltd accepts no responsibility for the completeness or accuracy of any of the information contained herein, and makes no representations about its suitability for any particular purpose. Users should make their own judgements about those matters and/or seek independent advice. You assume all risks associated with use of the data provided on this page.

Race Results

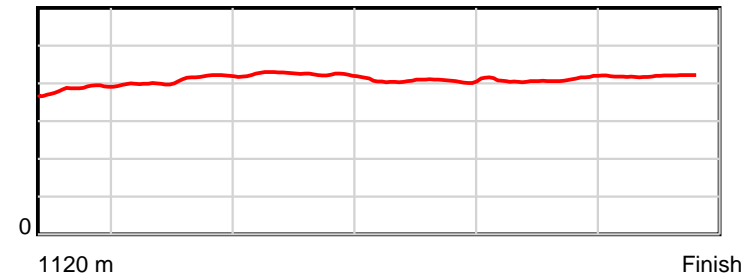
November 13, 2013, Race 4, 3Y MDN-SW, Distance 1120m, Mowbray - Offset 9m

Result	TAB no.	Horse (Barrier)	1120 to	1000m to	800m to	600m to	400m to	200m to	Total or	Margin
4th	6	West Cardiff (1)	1000m	800m	600m	400m	200m	WP	Average	
		Position in running (margin)	-	6(3.3)	2(0.9)	1(0.0)	1(0.0)	1(0.0)		2.40
		Sectional time (s)	10.32	10.87	11.62	11.51	11.99	12.29		
		Cumulative time (s)	68.60	58.28	47.41	35.79	24.29	12.29	1:08.59	
		Speed (m/s)	11.63	18.40	17.21	17.38	16.68	16.27	16.33	
		Stride length (m)	4.75	7.48	7.31	7.09	6.79	6.83	6.74	
		Stride duration (s)	0.391	0.406	0.424	0.408	0.407	0.420	0.413	
		Stride efficiency (%)	35.32	87.33	83.40	78.55	72.12	72.96	70.89	
		Stride count	25.24	26.75	27.38	28.21	29.44	29.27	166.29	

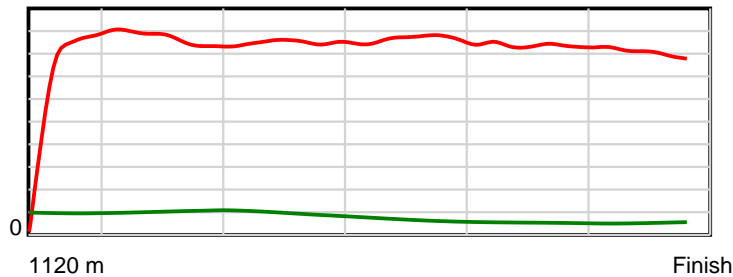
10 m Stride length



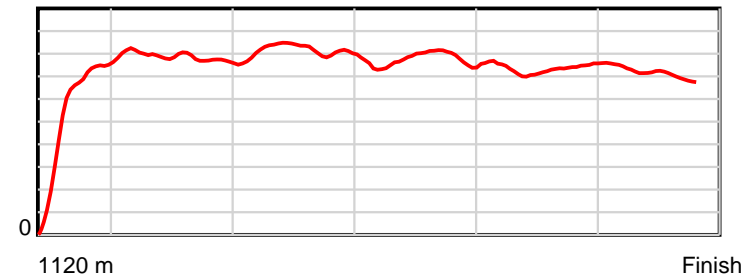
0.6 s Stride duration



20 m/sec Speed



100 % Stride efficiency



Note: Horizontal distance axis grid lines are 200m furlongs.

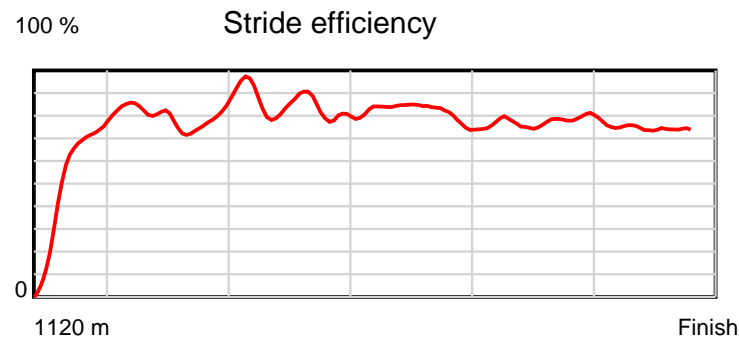
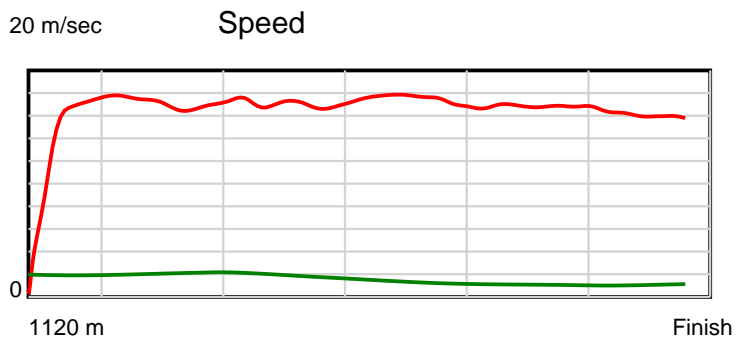
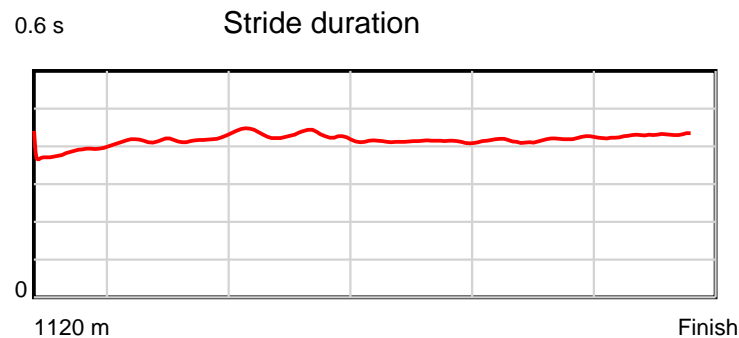
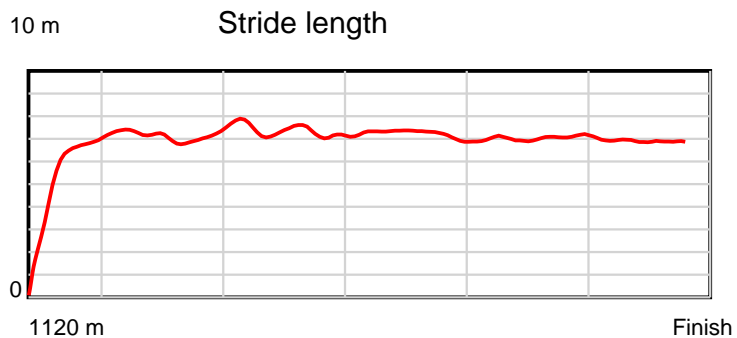
Disclaimer.

Tasracing Pty Ltd and Thoroughbred Ratings Pty Ltd accepts no responsibility for the completeness or accuracy of any of the information contained herein, and makes no representations about its suitability for any particular purpose. Users should make their own judgements about those matters and/or seek independent advice. You assume all risks associated with use of the data provided on this page.

Race Results

November 13, 2013, Race 4, 3Y MDN-SW, Distance 1120m, Mowbray - Offset 9m

Result	TAB no.	Horse (Barrier)	1120 to	1000m to	800m to	600m to	400m to	200m to	Total or	Margin
5th	8	Incum Coming (2)	1000m	800m	600m	400m	200m	WP	Average	
		Position in running (margin)	-	4(2.8)	5(2.8)	4(2.4)	2(0.7)	2(0.6)		2.90
		Sectional time (s)	10.08	11.27	11.70	11.22	11.98	12.44		
		Cumulative time (s)	68.69	58.61	47.33	35.63	24.42	12.44	1:08.68	
		Speed (m/s)	11.90	17.75	17.09	17.83	16.69	16.08	16.30	
		Stride length (m)	4.82	7.33	7.41	7.39	6.93	6.89	6.82	
		Stride duration (s)	0.388	0.413	0.433	0.414	0.415	0.429	0.418	
		Stride efficiency (%)	36.26	83.99	85.74	85.26	74.96	74.24	72.73	
		Stride count	24.91	27.28	27.00	27.08	28.88	29.02	164.17	



Note: Horizontal distance axis grid lines are 200m furlongs.

Disclaimer.

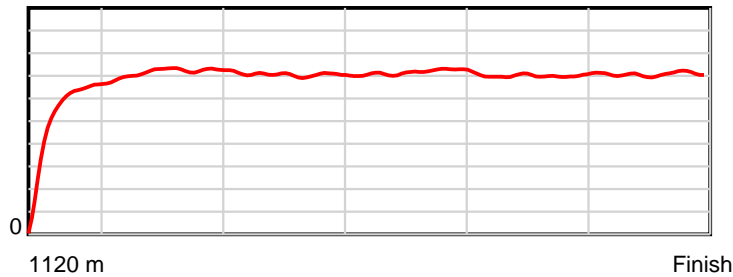
Tasracing Pty Ltd and Thoroughbred Ratings Pty Ltd accepts no responsibility for the completeness or accuracy of any of the information contained herein, and makes no representations about its suitability for any particular purpose. Users should make their own judgements about those matters and/or seek independent advice. You assume all risks associated with use of the data provided on this page.

Race Results

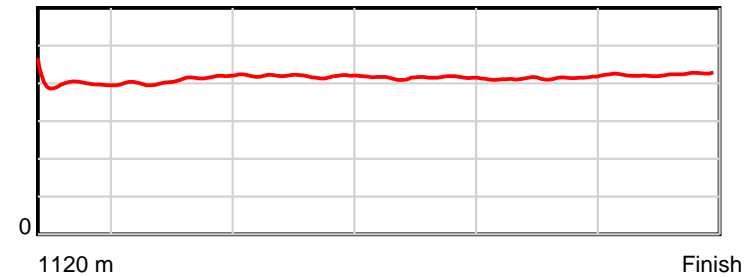
November 13, 2013, Race 4, 3Y MDN-SW, Distance 1120m, Mowbray - Offset 9m

Result	TAB no.	Horse (Barrier)	1120 to	1000m to	800m to	600m to	400m to	200m to	Total or	Margin
6th	10	Stella Etoile (8)	1000m	800m	600m	400m	200m	WP	Average	
		Position in running (margin)	-	8(5.0)	8(4.2)	9(5.4)	9(4.9)	9(5.4)		4.40
		Sectional time (s)	10.39	11.14	11.96	11.43	12.08	11.97		
		Cumulative time (s)	68.97	58.58	47.44	35.48	24.05	11.97	1:08.96	
		Speed (m/s)	11.55	17.95	16.72	17.50	16.56	16.71	16.24	
		Stride length (m)	4.84	7.33	7.02	7.27	6.84	7.09	6.77	
		Stride duration (s)	0.408	0.408	0.420	0.415	0.413	0.424	0.417	
		Stride efficiency (%)	36.66	84.01	76.98	82.55	73.14	78.46	71.54	
		Stride count	24.77	27.28	28.50	27.52	29.23	28.23	165.53	

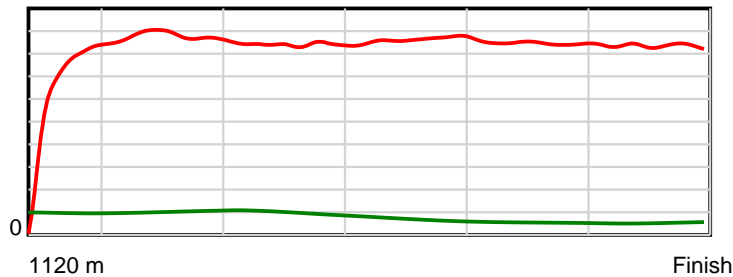
10 m Stride length



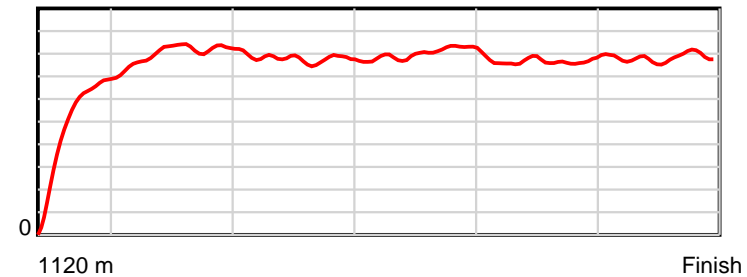
0.6 s Stride duration



20 m/sec Speed



100 % Stride efficiency



Note: Horizontal distance axis grid lines are 200m furlongs.

Disclaimer.

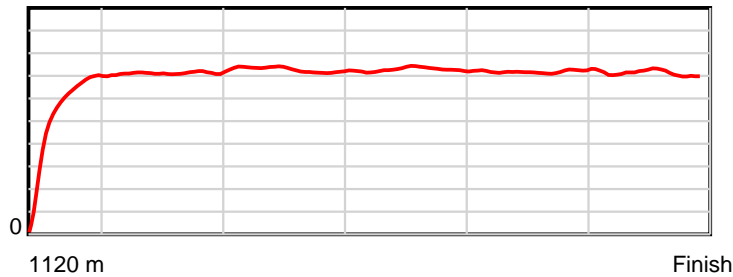
Tasracing Pty Ltd and Thoroughbred Ratings Pty Ltd accepts no responsibility for the completeness or accuracy of any of the information contained herein, and makes no representations about its suitability for any particular purpose. Users should make their own judgements about those matters and/or seek independent advice. You assume all risks associated with use of the data provided on this page.

Race Results

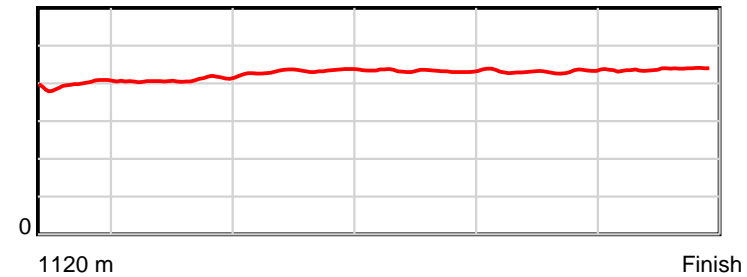
November 13, 2013, Race 4, 3Y MDN-SW, Distance 1120m, Mowbray - Offset 9m

Result	TAB no.	Horse (Barrier)	1120 to	1000m to	800m to	600m to	400m to	200m to	Total or	Margin
7th	2	Moroccan Gold (3)	1000m	800m	600m	400m	200m	WP	Average	
		Position in running (margin)	-	2(2.2)	4(1.9)	7(3.4)	8(4.8)	8(4.8)		6.20
		Sectional time (s)	10.06	11.23	12.00	11.75	11.99	12.28		
		Cumulative time (s)	69.31	59.25	48.03	36.03	24.28	12.28	1:09.31	
		Speed (m/s)	11.93	17.81	16.67	17.02	16.68	16.29	16.16	
		Stride length (m)	4.91	7.28	7.19	7.34	7.20	7.12	6.88	
		Stride duration (s)	0.396	0.408	0.432	0.431	0.432	0.437	0.426	
		Stride efficiency (%)	37.66	82.71	80.88	84.25	80.92	79.19	73.90	
		Stride count	24.44	27.49	27.80	27.24	27.79	28.10	162.86	

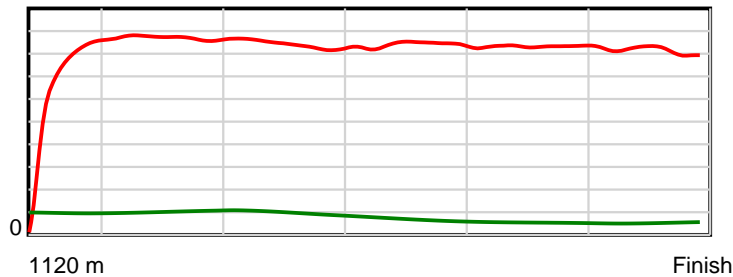
10 m Stride length



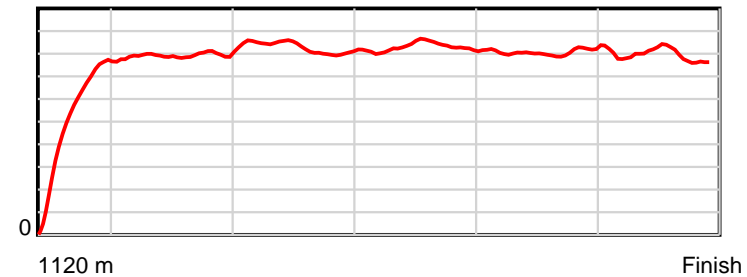
0.6 s Stride duration



20 m/sec Speed



100 % Stride efficiency



Note: Horizontal distance axis grid lines are 200m furlongs.

Disclaimer.

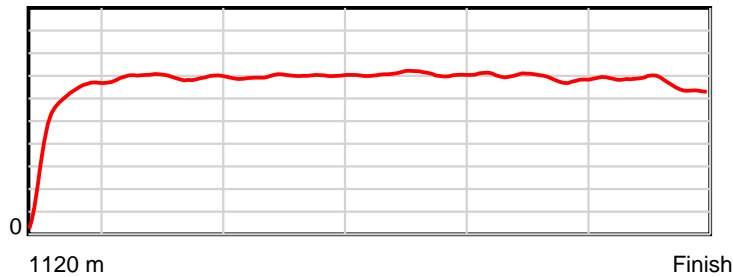
Tasracing Pty Ltd and Thoroughbred Ratings Pty Ltd accepts no responsibility for the completeness or accuracy of any of the information contained herein, and makes no representations about its suitability for any particular purpose. Users should make their own judgements about those matters and/or seek independent advice. You assume all risks associated with use of the data provided on this page.

Race Results

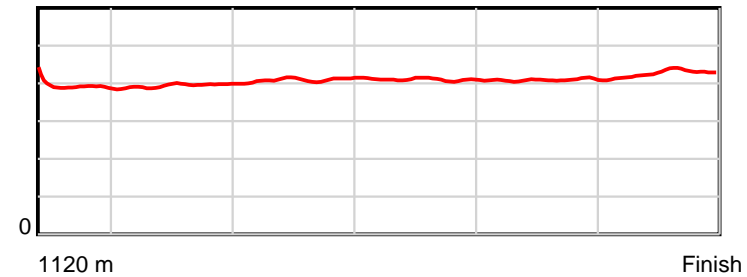
November 13, 2013, Race 4, 3Y MDN-SW, Distance 1120m, Mowbray - Offset 9m

Result	TAB no.	Horse (Barrier)	1120 to	1000m to	800m to	600m to	400m to	200m to	Total or	Margin
8th	9	Ruby's for Me (6)	1000m	800m	600m	400m	200m	WP	Average	
		Position in running (margin)	-	1(0.0)	1(0.0)	2(1.2)	4(1.2)	3(1.1)		7.50
		Sectional time (s)	9.75	11.27	11.97	11.51	11.97	13.10		
		Cumulative time (s)	69.56	59.81	48.54	36.57	25.07	13.10	1:09.56	
		Speed (m/s)	12.31	17.75	16.71	17.38	16.71	15.27	16.10	
		Stride length (m)	5.16	6.98	6.83	7.13	6.81	6.53	6.62	
		Stride duration (s)	0.402	0.393	0.409	0.410	0.408	0.427	0.411	
		Stride efficiency (%)	41.62	76.08	72.84	79.38	72.57	66.59	68.43	
		Stride count	23.25	28.66	29.29	28.06	29.35	30.64	169.25	

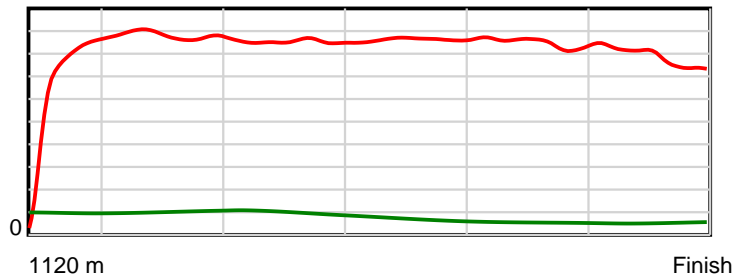
10 m Stride length



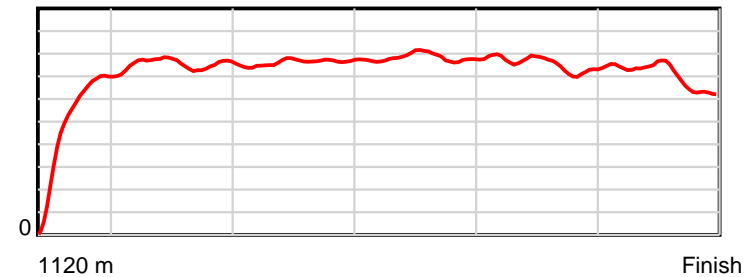
0.6 s Stride duration



20 m/sec Speed



100 % Stride efficiency



Note: Horizontal distance axis grid lines are 200m furlongs.

Disclaimer.

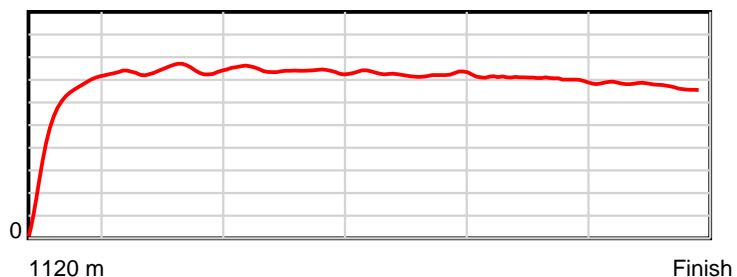
Tasracing Pty Ltd and Thoroughbred Ratings Pty Ltd accepts no responsibility for the completeness or accuracy of any of the information contained herein, and makes no representations about its suitability for any particular purpose. Users should make their own judgements about those matters and/or seek independent advice. You assume all risks associated with use of the data provided on this page.

Race Results

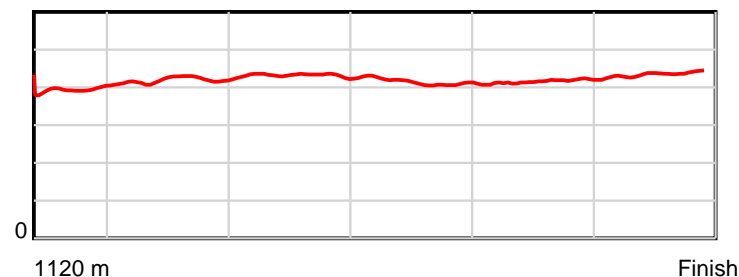
November 13, 2013, Race 4, 3Y MDN-SW, Distance 1120m, Mowbray - Offset 9m

Result	TAB no.	Horse (Barrier)	1120 to	1000m to	800m to	600m to	400m to	200m to	Total or	Margin
9th	1	Geegees Drumme... (10)	1000m	800m	600m	400m	200m	WP	Average	
		Position in running (margin)	-	5(3.0)	3(1.2)	3(1.4)	3(0.7)	7(2.0)		7.90
		Sectional time (s)	10.32	10.98	11.79	11.39	12.22	12.93		
		Cumulative time (s)	69.63	59.31	48.33	36.54	25.15	12.93	1:09.62	
		Speed (m/s)	11.62	18.21	16.96	17.56	16.37	15.47	16.08	
		Stride length (m)	5.08	7.61	7.31	7.30	6.77	6.73	6.83	
		Stride duration (s)	0.417	0.418	0.431	0.416	0.413	0.435	0.425	
		Stride efficiency (%)	40.33	90.43	83.51	83.24	71.54	70.73	72.92	
		Stride count	23.62	26.29	27.36	27.40	29.56	29.73	163.96	

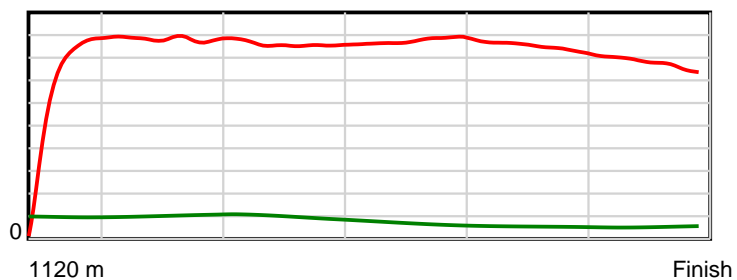
10 m Stride length



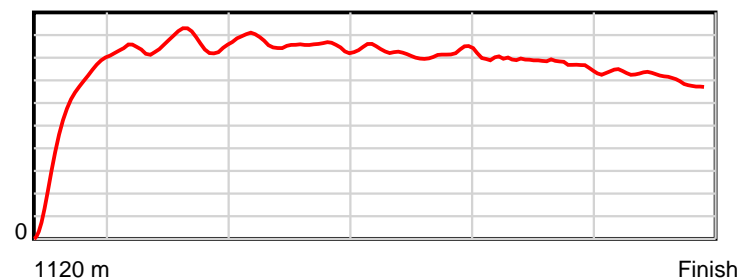
0.6 s Stride duration



20 m/sec Speed



100 % Stride efficiency



Note: Horizontal distance axis grid lines are 200m furlongs.

Disclaimer.

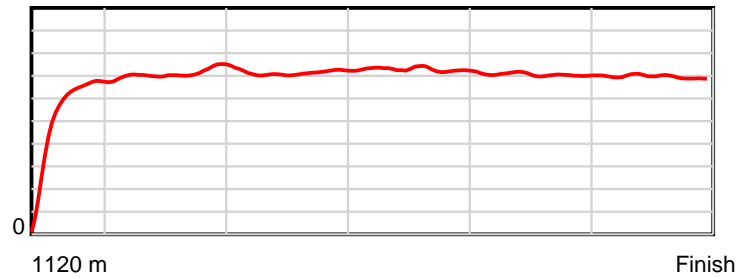
Tasracing Pty Ltd and Thoroughbred Ratings Pty Ltd accepts no responsibility for the completeness or accuracy of any of the information contained herein, and makes no representations about its suitability for any particular purpose. Users should make their own judgements about those matters and/or seek independent advice. You assume all risks associated with use of the data provided on this page.

Race Results

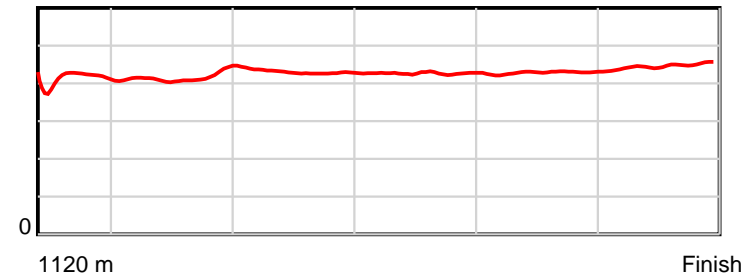
November 13, 2013, Race 4, 3Y MDN-SW, Distance 1120m, Mowbray - Offset 9m

Result	TAB no.	Horse (Barrier)	1120 to	1000m to	800m to	600m to	400m to	200m to	Total or	Margin
10th	4	Trelew (9)	1000m	800m	600m	400m	200m	WP	Average	
		Position in running (margin)	-	7(3.9)	9(6.4)	10(7.9)	10(8.5)	10(11.4)		16.90
		Sectional time (s)	10.81	11.69	12.01	11.61	12.48	12.80		
		Cumulative time (s)	71.39	60.58	48.90	36.88	25.27	12.80	1:11.39	
		Speed (m/s)	11.10	17.11	16.65	17.23	16.03	15.62	15.69	
		Stride length (m)	4.94	7.12	7.16	7.34	6.86	6.99	6.78	
		Stride duration (s)	0.411	0.416	0.430	0.426	0.428	0.447	0.432	
		Stride efficiency (%)	38.14	79.24	80.17	84.26	73.60	76.26	71.73	
		Stride count	24.29	28.09	27.92	27.24	29.14	28.63	165.31	

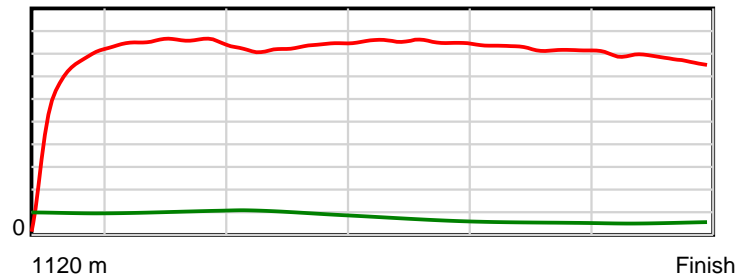
10 m Stride length



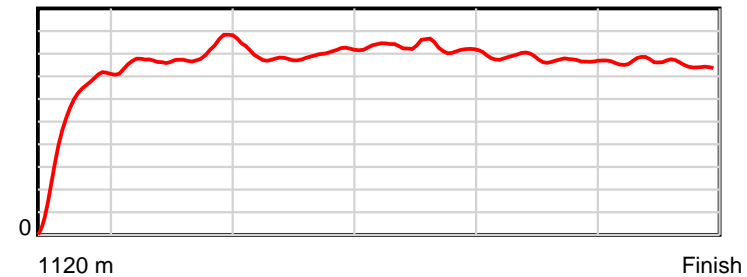
0.6 s Stride duration



20 m/sec Speed



100 % Stride efficiency



Note: Horizontal distance axis grid lines are 200m furlongs.

Disclaimer.

Tasracing Pty Ltd and Thoroughbred Ratings Pty Ltd accepts no responsibility for the completeness or accuracy of any of the information contained herein, and makes no representations about its suitability for any particular purpose. Users should make their own judgements about those matters and/or seek independent advice. You assume all risks associated with use of the data provided on this page.