



Race Results

Tasmanian Turf Club, Launceston, November 13, 2013

Compilation date: November 14, 2013, 12:19:12 PM (EST)

Copyright © 2013 Tasracing Pty Ltd. All rights reserved.

Trademarks.

StrideMASTER is a registered trademark of Thoroughbred Ratings Pty Ltd.

Disclaimer.

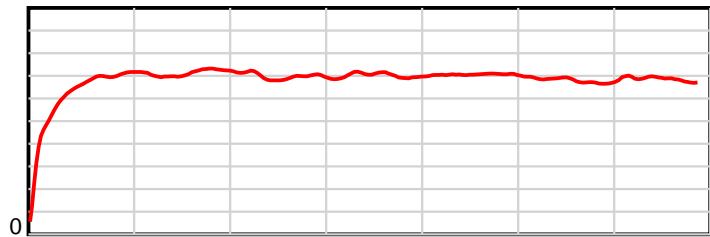
Tasracing Pty Ltd and Thoroughbred Ratings Pty Ltd accepts no responsibility for the completeness or accuracy of any of the information contained herein, and makes no representations about its suitability for any particular purpose. Users should make their own judgements about those matters and/or seek independent advice. You assume all risks associated with use of the data provided on this page.

Race Results

November 13, 2013, Race 6, BM68, Distance 1420m, Mowbray - Offset 9m

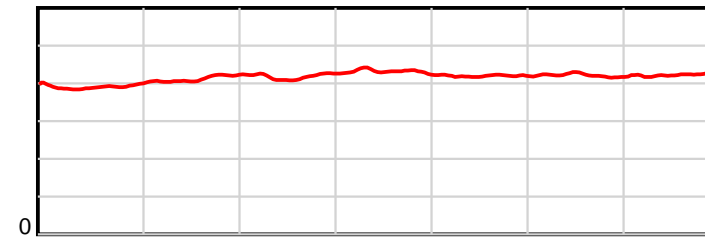
Result	TAB no.	Horse (Barrier)	1420 to	1400m to	1200m to	1000m to	800m to	600m to	400m to	200m to	Total or	Margin
1st	10	Fashion Label (2)	1400m	1200m	1000m	800m	600m	400m	200m	WP	Average	
		Position in running (margin)	-	2(0.8)	5(1.5)	4(2.2)	4(2.4)	4(1.5)	2(0.3)			0.00
		Sectional time (s)	4.75	11.22	11.19	11.82	12.29	11.70	12.16	12.18		
		Cumulative time (s)	87.32	82.57	71.35	60.16	48.34	36.04	24.34	12.18	1:27.31	
		Speed (m/s)	4.21	17.83	17.87	16.92	16.27	17.09	16.45	16.42	16.26	
		Stride length (m)	1.74	6.95	7.36	7.07	7.02	7.17	6.93	6.92	6.77	
		Stride duration (s)	0.386	0.390	0.412	0.418	0.432	0.420	0.421	0.422	0.416	
		Stride efficiency (%)	4.75	75.58	84.74	78.11	77.06	80.30	75.08	74.89	71.59	
		Stride count	11.47	28.76	27.16	28.29	28.48	27.90	28.85	28.89	209.80	

10 m Stride length



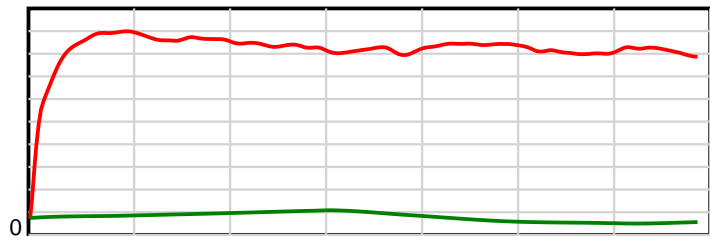
1420 m Finish

0.6 s Stride duration



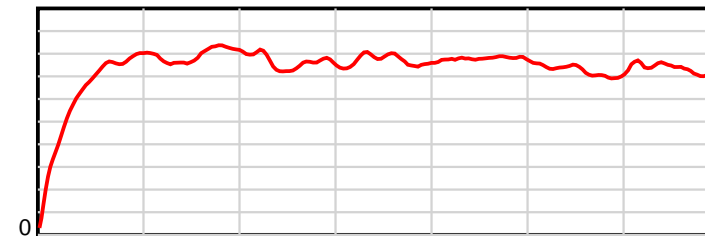
1420 m Finish

20 m/sec Speed



1420 m Finish

100 % Stride efficiency



1420 m Finish

Note: Horizontal distance axis grid lines are 200m furlongs.

Disclaimer.

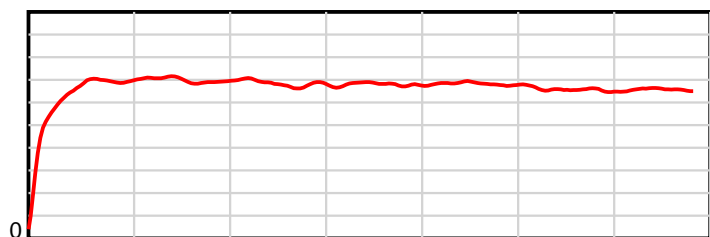
Tasracing Pty Ltd and Thoroughbred Ratings Pty Ltd accepts no responsibility for the completeness or accuracy of any of the information contained herein, and makes no representations about its suitability for any particular purpose. Users should make their own judgements about those matters and/or seek independent advice. You assume all risks associated with use of the data provided on this page.

Race Results

November 13, 2013, Race 6, BM68, Distance 1420m, Mowbray - Offset 9m

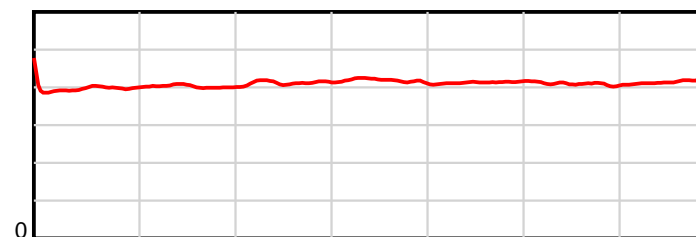
Result	TAB no.	Horse (Barrier)	1420 to	1400m to	1200m to	1000m to	800m to	600m to	400m to	200m to	Total or	Margin
2nd	11	Savvy Princess (6)	1400m	1200m	1000m	800m	600m	400m	200m	WP	Average	
		Position in running (margin)	-	4(1.1)	1(0.0)	1(0.0)	1(0.0)	1(0.0)	1(0.0)	1(0.0)		1.80
		Sectional time (s)	4.86	10.92	11.07	11.79	12.30	11.85	12.35	12.51		
		Cumulative time (s)	87.65	82.79	71.88	60.80	49.01	36.71	24.86	12.51	1:27.65	
		Speed (m/s)	4.11	18.32	18.07	16.96	16.26	16.88	16.19	15.99	16.20	
		Stride length (m)	1.86	7.27	7.26	6.99	6.81	6.95	6.64	6.61	6.67	
		Stride duration (s)	0.424	0.397	0.402	0.412	0.419	0.412	0.410	0.414	0.412	
		Stride efficiency (%)	5.42	82.63	82.42	76.27	72.44	75.40	68.94	68.28	69.48	
		Stride count	10.74	27.50	27.54	28.63	29.38	28.79	30.11	30.26	212.95	

10 m Stride length



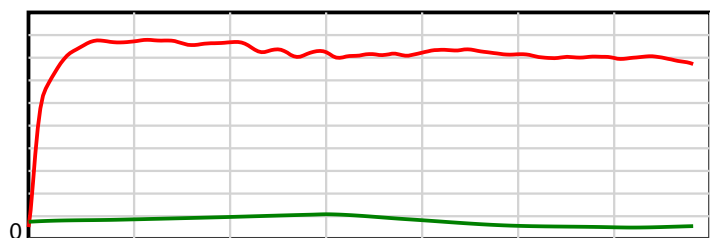
1420 m Finish

0.6 s Stride duration



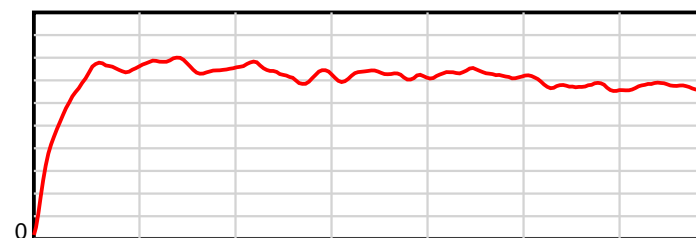
1420 m Finish

20 m/sec Speed



1420 m Finish

100 % Stride efficiency



1420 m Finish

Note: Horizontal distance axis grid lines are 200m furlongs.

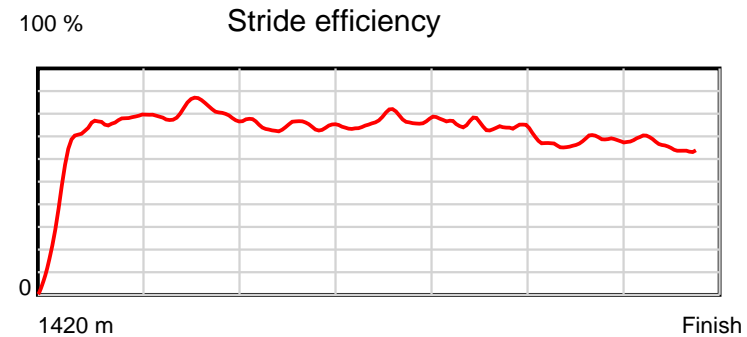
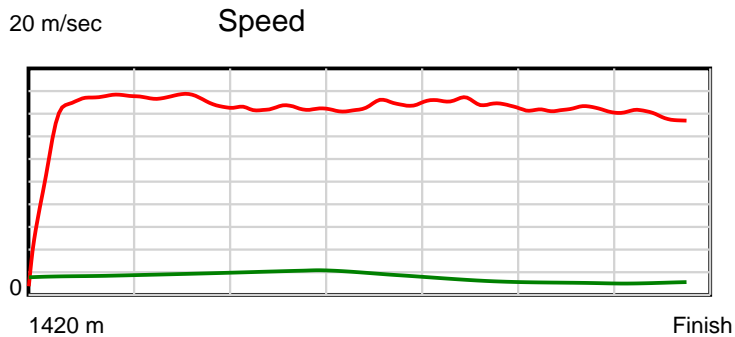
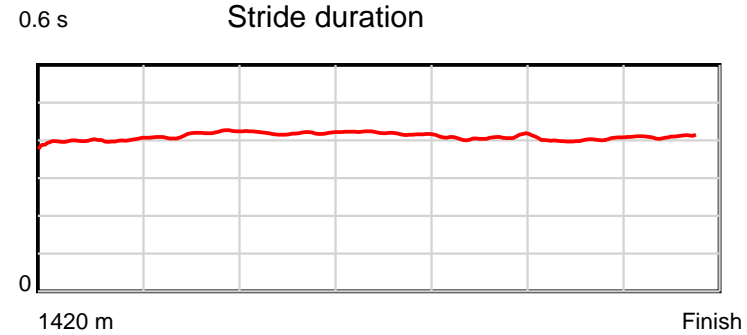
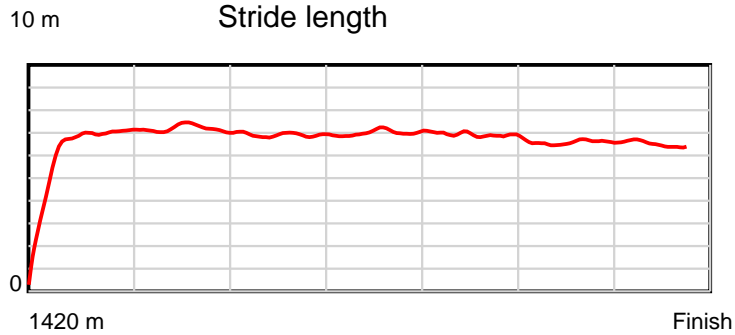
Disclaimer.

Tasracing Pty Ltd and Thoroughbred Ratings Pty Ltd accepts no responsibility for the completeness or accuracy of any of the information contained herein, and makes no representations about its suitability for any particular purpose. Users should make their own judgements about those matters and/or seek independent advice. You assume all risks associated with use of the data provided on this page.

Race Results

November 13, 2013, Race 6, BM68, Distance 1420m, Mowbray - Offset 9m

Result	TAB no.	Horse (Barrier)	1420 to	1400m to	1200m to	1000m to	800m to	600m to	400m to	200m to	Total or	Margin
3rd	7	Shipspotting (4)	1400m	1200m	1000m	800m	600m	400m	200m	WP	Average	
		Position in running (margin)	-	10(10.4)	6(1.8)	6(3.1)	6(4.3)	6(3.5)	5(2.0)	3(1.8)		2.60
		Sectional time (s)	6.37	9.66	11.29	12.00	12.15	11.62	12.31	12.40		
		Cumulative time (s)	87.80	81.43	71.77	60.48	48.47	36.32	24.70	12.40	1:27.79	
		Speed (m/s)	3.14	20.70	17.71	16.67	16.46	17.21	16.25	16.13	16.17	
		Stride length (m)	1.29	8.24	7.32	7.00	6.92	7.00	6.56	6.63	6.64	
		Stride duration (s)	0.392	0.398	0.413	0.420	0.420	0.407	0.403	0.411	0.411	
		Stride efficiency (%)	2.59	106.20	83.78	76.49	74.77	76.56	67.17	68.67	68.89	
		Stride count	15.53	24.26	27.32	28.59	28.91	28.57	30.51	30.17	213.86	



Note: Horizontal distance axis grid lines are 200m furlongs.

Disclaimer.

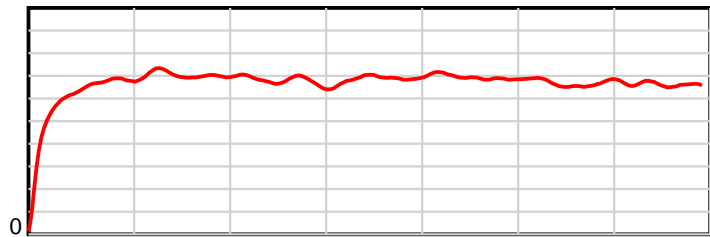
Tasracing Pty Ltd and Thoroughbred Ratings Pty Ltd accepts no responsibility for the completeness or accuracy of any of the information contained herein, and makes no representations about its suitability for any particular purpose. Users should make their own judgements about those matters and/or seek independent advice. You assume all risks associated with use of the data provided on this page.

Race Results

November 13, 2013, Race 6, BM68, Distance 1420m, Mowbray - Offset 9m

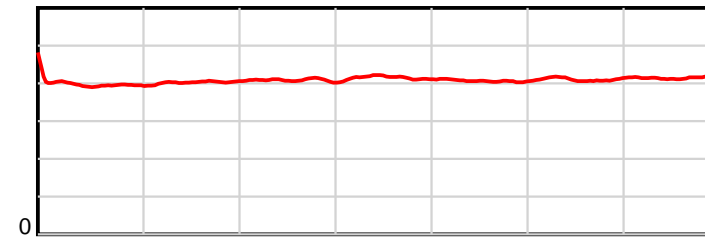
Result	TAB no.	Horse (Barrier)	1420 to	1400m to	1200m to	1000m to	800m to	600m to	400m to	200m to	Total or	Margin
4th	5	Reach the Moon (3)	1400m	1200m	1000m	800m	600m	400m	200m	WP	Average	
		Position in running (margin)	-	1(0.0)	7(2.9)	7(4.2)	7(5.4)	7(4.3)	7(2.8)	6(3.5)		4.10
		Sectional time (s)	4.54	11.59	11.28	11.99	12.11	11.61	12.46	12.49		
		Cumulative time (s)	88.08	83.54	71.94	60.66	48.67	36.56	24.95	12.49	1:28.08	
		Speed (m/s)	4.40	17.26	17.73	16.68	16.52	17.23	16.05	16.01	16.12	
		Stride length (m)	1.95	6.83	7.14	6.81	6.84	7.00	6.59	6.64	6.60	
		Stride duration (s)	0.424	0.396	0.402	0.409	0.414	0.406	0.410	0.415	0.409	
		Stride efficiency (%)	5.94	72.83	79.58	72.57	73.11	76.59	67.78	68.96	68.02	
		Stride count	10.26	29.30	28.03	29.35	29.24	28.57	30.37	30.11	215.23	

10 m Stride length



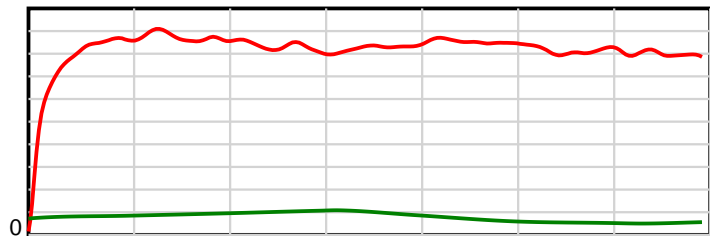
1420 m Finish

0.6 s Stride duration



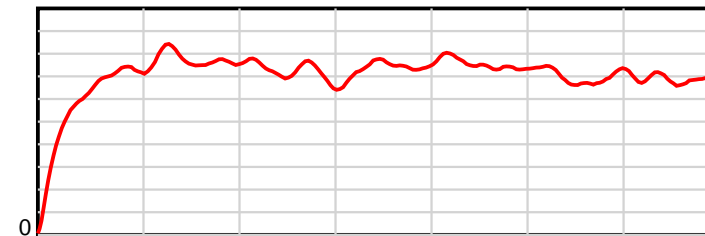
1420 m Finish

20 m/sec Speed



1420 m Finish

100 % Stride efficiency



1420 m Finish

Note: Horizontal distance axis grid lines are 200m furlongs.

Disclaimer.

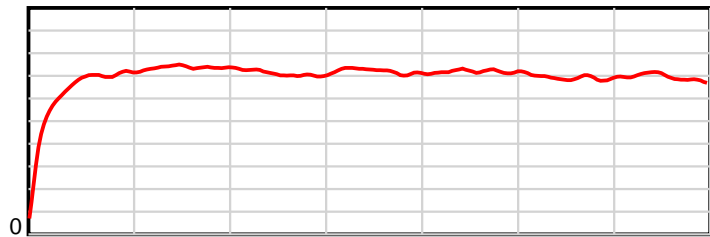
Tasracing Pty Ltd and Thoroughbred Ratings Pty Ltd accepts no responsibility for the completeness or accuracy of any of the information contained herein, and makes no representations about its suitability for any particular purpose. Users should make their own judgements about those matters and/or seek independent advice. You assume all risks associated with use of the data provided on this page.

Race Results

November 13, 2013, Race 6, BM68, Distance 1420m, Mowbray - Offset 9m

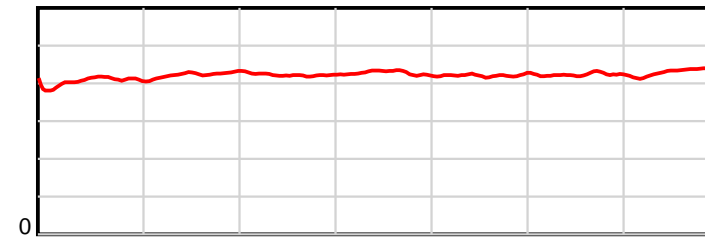
Result	TAB no.	Horse (Barrier)	1420 to	1400m to	1200m to	1000m to	800m to	600m to	400m to	200m to	Total or	Margin
5th	1	Hell Strong (8)	1400m	1200m	1000m	800m	600m	400m	200m	WP	Average	
		Position in running (margin)	-	5(1.7)	8(3.6)	8(4.6)	8(5.4)	8(4.8)	8(3.3)	8(4.8)		6.10
		Sectional time (s)	5.01	11.41	11.25	11.93	12.19	11.61	12.58	12.47		
		Cumulative time (s)	88.46	83.45	72.04	60.79	48.86	36.67	25.05	12.47	1:28.45	
		Speed (m/s)	3.99	17.53	17.78	16.76	16.41	17.23	15.90	16.04	16.05	
		Stride length (m)	1.68	7.16	7.53	7.08	7.00	7.25	6.71	6.93	6.78	
		Stride duration (s)	0.397	0.409	0.424	0.422	0.427	0.421	0.422	0.432	0.422	
		Stride efficiency (%)	4.41	80.20	88.67	78.32	76.53	82.06	70.36	75.09	71.81	
		Stride count	11.91	27.92	26.55	28.25	28.58	27.60	29.81	28.85	209.47	

10 m Stride length



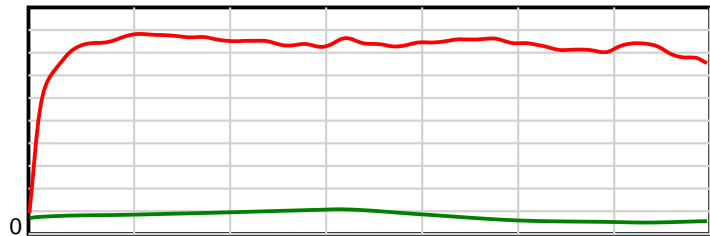
1420 m Finish

0.6 s Stride duration



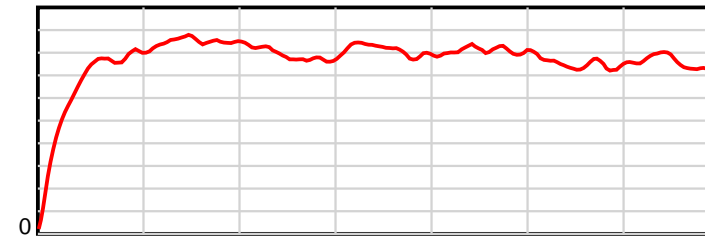
1420 m Finish

20 m/sec Speed



1420 m Finish

100 % Stride efficiency



1420 m Finish

Note: Horizontal distance axis grid lines are 200m furlongs.

Disclaimer.

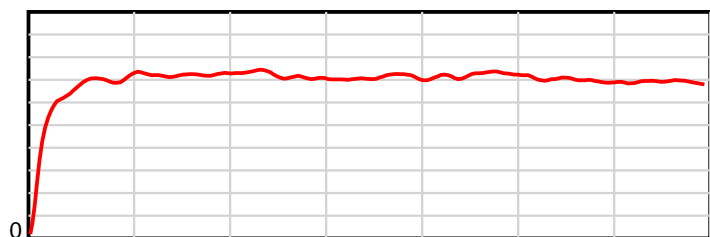
Tasracing Pty Ltd and Thoroughbred Ratings Pty Ltd accepts no responsibility for the completeness or accuracy of any of the information contained herein, and makes no representations about its suitability for any particular purpose. Users should make their own judgements about those matters and/or seek independent advice. You assume all risks associated with use of the data provided on this page.

Race Results

November 13, 2013, Race 6, BM68, Distance 1420m, Mowbray - Offset 9m

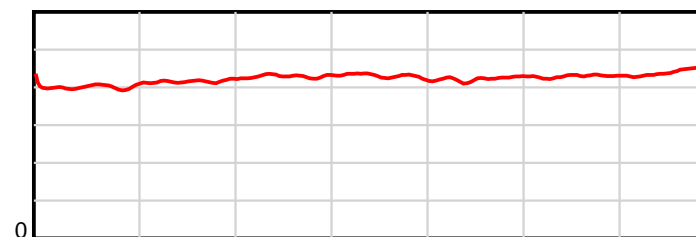
Result	TAB no.	Horse (Barrier)	1420 to	1400m to	1200m to	1000m to	800m to	600m to	400m to	200m to	Total or	Margin
6th	4	Digger's Sunri... (5)	1400m	1200m	1000m	800m	600m	400m	200m	WP	Average	
		Position in running (margin)	-	6(1.9)	3(1.2)	5(3.0)	5(4.2)	5(3.1)	6(2.0)	7(3.5)		6.50
		Sectional time (s)	4.92	10.99	11.37	11.99	12.12	11.69	12.58	12.89		
		Cumulative time (s)	88.54	83.62	72.63	61.26	49.27	37.16	25.47	12.89	1:28.54	
		Speed (m/s)	4.07	18.20	17.59	16.68	16.50	17.11	15.90	15.52	16.04	
		Stride length (m)	1.86	7.29	7.31	7.16	7.10	7.22	6.81	6.87	6.83	
		Stride duration (s)	0.433	0.401	0.415	0.429	0.430	0.422	0.428	0.443	0.426	
		Stride efficiency (%)	5.39	83.05	83.44	80.14	78.74	81.51	72.37	73.71	72.92	
		Stride count	10.77	27.43	27.37	27.93	28.17	27.69	29.39	29.12	207.87	

10 m Stride length



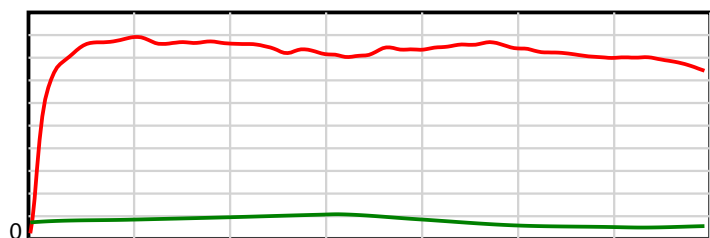
1420 m Finish

0.6 s Stride duration



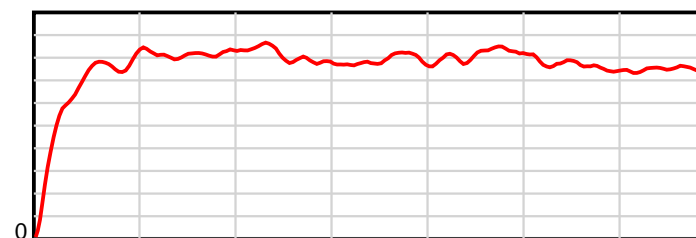
1420 m Finish

20 m/sec Speed



1420 m Finish

100 % Stride efficiency



1420 m Finish

Note: Horizontal distance axis grid lines are 200m furlongs.

Disclaimer.

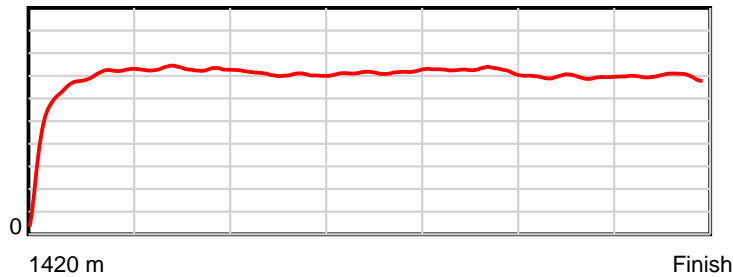
Tasracing Pty Ltd and Thoroughbred Ratings Pty Ltd accepts no responsibility for the completeness or accuracy of any of the information contained herein, and makes no representations about its suitability for any particular purpose. Users should make their own judgements about those matters and/or seek independent advice. You assume all risks associated with use of the data provided on this page.

Race Results

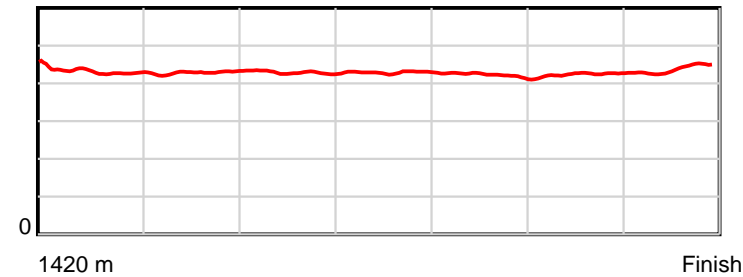
November 13, 2013, Race 6, BM68, Distance 1420m, Mowbray - Offset 9m

Result	TAB no.	Horse (Barrier)	1420 to	1400m to	1200m to	1000m to	800m to	600m to	400m to	200m to	Total or	Margin
7th	8	Kirkson (1)	1400m	1200m	1000m	800m	600m	400m	200m	WP	Average	
		Position in running (margin)	-	3(0.9)	10(4.7)	10(7.9)	10(8.9)	10(7.9)	10(6.4)	10(5.8)		7.30
		Sectional time (s)	4.90	11.73	11.60	11.97	12.12	11.60	12.26	12.50		
		Cumulative time (s)	88.69	83.79	72.06	60.45	48.48	36.36	24.76	12.50	1:28.69	
		Speed (m/s)	4.08	17.05	17.24	16.71	16.50	17.24	16.31	16.00	16.01	
		Stride length (m)	1.92	7.34	7.38	7.17	7.08	7.28	6.91	7.01	6.90	
		Stride duration (s)	0.429	0.430	0.428	0.429	0.429	0.423	0.423	0.438	0.431	
		Stride efficiency (%)	5.78	84.12	85.07	80.33	78.31	82.89	74.53	76.75	74.35	
		Stride count	10.40	27.26	27.11	27.89	28.25	27.46	28.96	28.54	205.87	

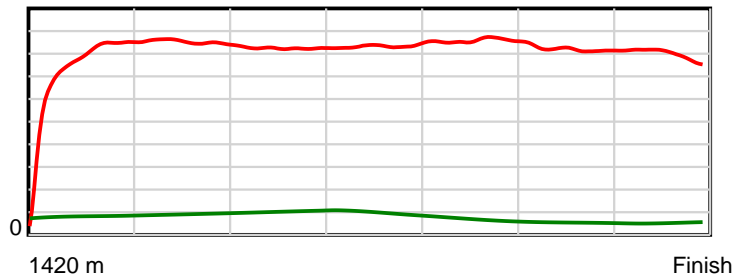
10 m Stride length



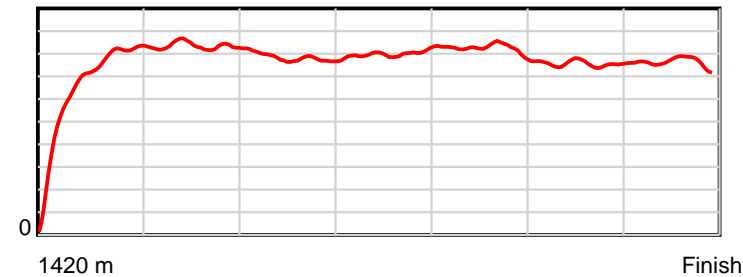
0.6 s Stride duration



20 m/sec Speed



100 % Stride efficiency



Note: Horizontal distance axis grid lines are 200m furlongs.

Disclaimer.

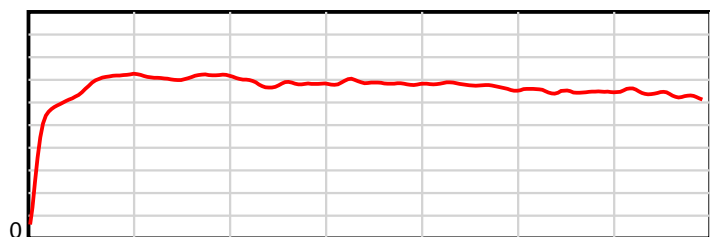
Tasracing Pty Ltd and Thoroughbred Ratings Pty Ltd accepts no responsibility for the completeness or accuracy of any of the information contained herein, and makes no representations about its suitability for any particular purpose. Users should make their own judgements about those matters and/or seek independent advice. You assume all risks associated with use of the data provided on this page.

Race Results

November 13, 2013, Race 6, BM68, Distance 1420m, Mowbray - Offset 9m

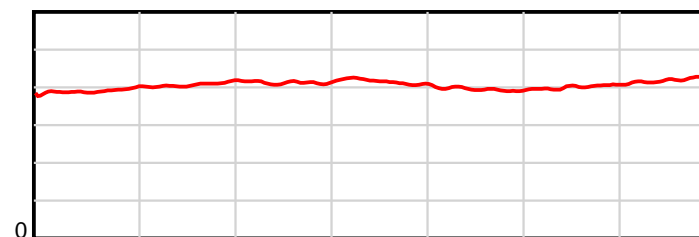
Result	TAB no.	Horse (Barrier)	1420 to	1400m to	1200m to	1000m to	800m to	600m to	400m to	200m to	Total or	Margin
8th	6	Crown Consul (9)	1400m	1200m	1000m	800m	600m	400m	200m	WP	Average	
		Position in running (margin)	-	7(2.5)	2(1.2)	3(1.2)	3(1.8)	3(2.3)	3(1.1)	4(2.7)		7.80
		Sectional time (s)	5.06	10.90	11.08	11.88	12.40	11.65	12.62	13.22		
		Cumulative time (s)	88.78	83.72	72.83	61.75	49.87	37.48	25.83	13.22	1:28.78	
		Speed (m/s)	3.95	18.35	18.05	16.84	16.13	17.17	15.85	15.13	15.99	
		Stride length (m)	1.70	7.18	7.34	6.95	6.71	6.79	6.35	6.34	6.51	
		Stride duration (s)	0.402	0.391	0.406	0.412	0.416	0.395	0.401	0.419	0.407	
		Stride efficiency (%)	4.53	80.51	84.11	75.40	70.31	71.97	63.05	62.79	66.31	
		Stride count	11.74	27.86	27.26	28.79	29.82	29.47	31.49	31.55	217.98	

10 m Stride length



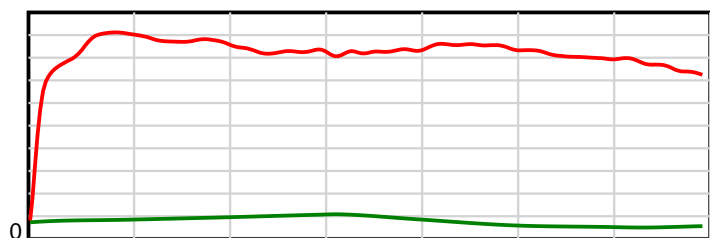
1420 m Finish

0.6 s Stride duration



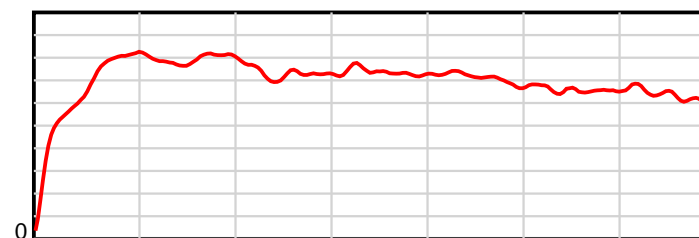
1420 m Finish

20 m/sec Speed



1420 m Finish

100 % Stride efficiency



1420 m Finish

Note: Horizontal distance axis grid lines are 200m furlongs.

Disclaimer.

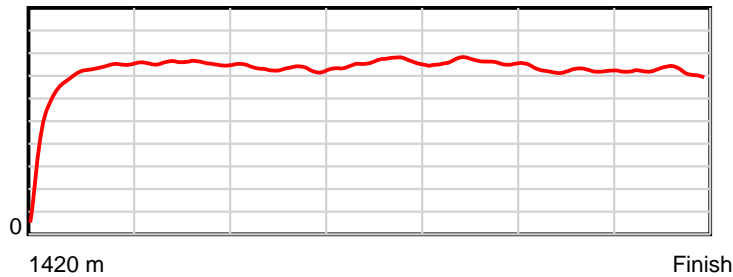
Tasracing Pty Ltd and Thoroughbred Ratings Pty Ltd accepts no responsibility for the completeness or accuracy of any of the information contained herein, and makes no representations about its suitability for any particular purpose. Users should make their own judgements about those matters and/or seek independent advice. You assume all risks associated with use of the data provided on this page.

Race Results

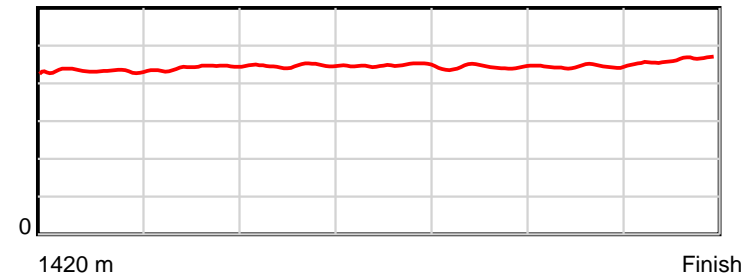
November 13, 2013, Race 6, BM68, Distance 1420m, Mowbray - Offset 9m

Result	TAB no.	Horse (Barrier)	1420 to	1400m to	1200m to	1000m to	800m to	600m to	400m to	200m to	Total or	Margin
9th	3	Derailleur (7)	1400m	1200m	1000m	800m	600m	400m	200m	WP	Average	
		Position in running (margin)	-	8(3.0)	9(3.8)	9(6.9)	9(8.3)	9(6.3)	9(4.5)	9(5.5)		8.20
		Sectional time (s)	5.21	11.23	11.60	12.02	11.96	11.56	12.52	12.77		
		Cumulative time (s)	88.86	83.65	72.43	60.83	48.81	36.85	25.29	12.77	1:28.86	
		Speed (m/s)	3.84	17.81	17.24	16.64	16.72	17.30	15.97	15.66	15.98	
		Stride length (m)	1.78	7.72	7.62	7.43	7.50	7.65	7.10	7.24	7.14	
		Stride duration (s)	0.416	0.433	0.442	0.447	0.448	0.442	0.445	0.462	0.447	
		Stride efficiency (%)	4.92	93.17	90.69	86.24	87.89	91.51	78.80	81.99	79.63	
		Stride count	11.27	25.90	26.25	26.92	26.67	26.14	28.16	27.61	198.92	

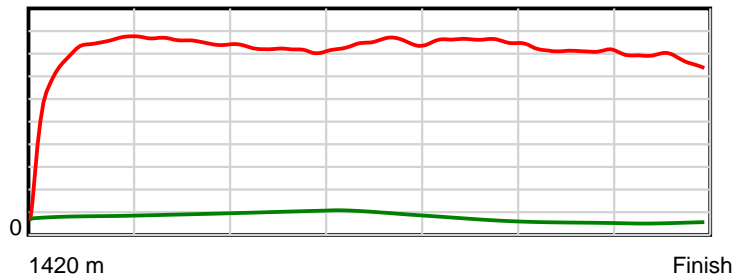
10 m Stride length



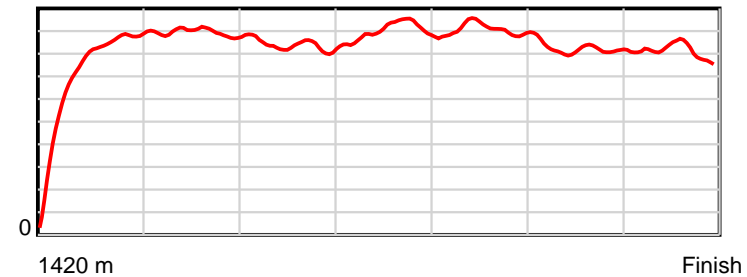
0.6 s Stride duration



20 m/sec Speed



100 % Stride efficiency



Note: Horizontal distance axis grid lines are 200m furlongs.

Disclaimer.

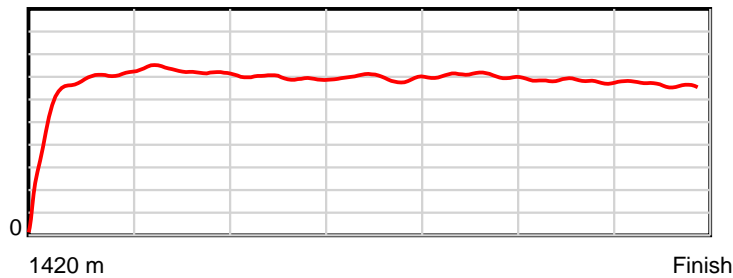
Tasracing Pty Ltd and Thoroughbred Ratings Pty Ltd accepts no responsibility for the completeness or accuracy of any of the information contained herein, and makes no representations about its suitability for any particular purpose. Users should make their own judgements about those matters and/or seek independent advice. You assume all risks associated with use of the data provided on this page.

Race Results

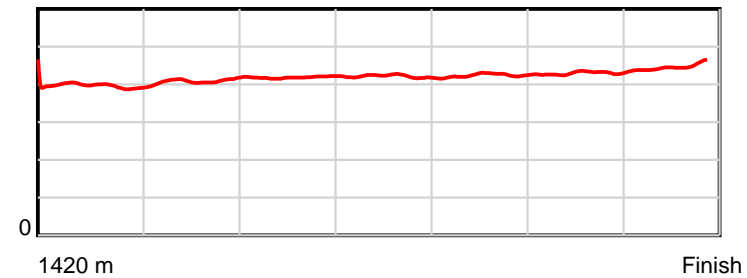
November 13, 2013, Race 6, BM68, Distance 1420m, Mowbray - Offset 9m

Result	TAB no.	Horse (Barrier)	1420 to	1400m to	1200m to	1000m to	800m to	600m to	400m to	200m to	Total or	Margin
10th	9	Molvivre (10)	1400m	1200m	1000m	800m	600m	400m	200m	WP	Average	
		Position in running (margin)	-	9(5.3)	4(1.4)	2(0.1)	2(1.7)	2(1.2)	2(1.0)	5(3.0)		10.70
		Sectional time (s)	5.84	10.46	10.87	12.06	12.21	11.83	12.67	13.41		
		Cumulative time (s)	89.34	83.50	73.04	62.17	50.12	37.91	26.08	13.41	1:29.34	
		Speed (m/s)	3.42	19.12	18.40	16.58	16.38	16.91	15.79	14.91	15.89	
		Stride length (m)	1.67	7.59	7.49	6.94	6.91	7.15	6.77	6.66	6.75	
		Stride duration (s)	0.425	0.397	0.407	0.418	0.422	0.423	0.429	0.447	0.425	
		Stride efficiency (%)	4.36	90.08	87.68	75.28	74.55	79.86	71.56	69.36	71.22	
		Stride count	11.98	26.34	26.70	28.81	28.96	27.98	29.55	30.02	210.34	

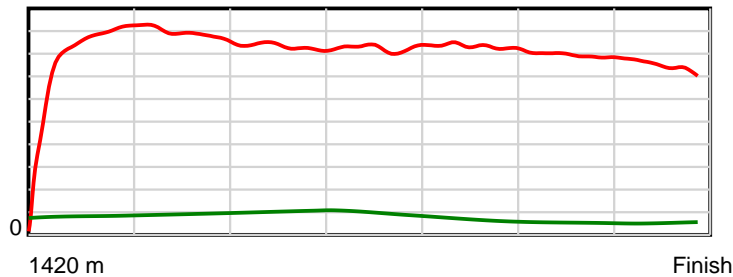
10 m Stride length



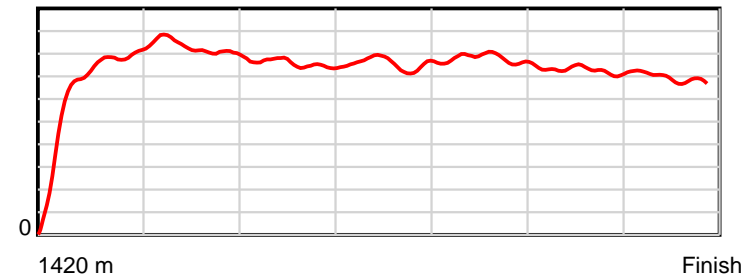
0.6 s Stride duration



20 m/sec Speed



100 % Stride efficiency



Note: Horizontal distance axis grid lines are 200m furlongs.

Disclaimer.

Tasracing Pty Ltd and Thoroughbred Ratings Pty Ltd accepts no responsibility for the completeness or accuracy of any of the information contained herein, and makes no representations about its suitability for any particular purpose. Users should make their own judgements about those matters and/or seek independent advice. You assume all risks associated with use of the data provided on this page.