



Race Results

Tasmanian Turf Club, Launceston, November 13, 2013

Compilation date: November 14, 2013, 12:21:04 PM (EST)

Copyright © 2013 Tasracing Pty Ltd. All rights reserved.

Trademarks.

StrideMASTER is a registered trademark of Thoroughbred Ratings Pty Ltd.

Disclaimer.

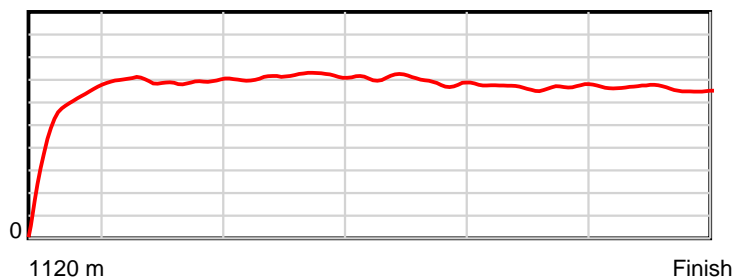
Tasracing Pty Ltd and Thoroughbred Ratings Pty Ltd accepts no responsibility for the completeness or accuracy of any of the information contained herein, and makes no representations about its suitability for any particular purpose. Users should make their own judgements about those matters and/or seek independent advice. You assume all risks associated with use of the data provided on this page.

Race Results

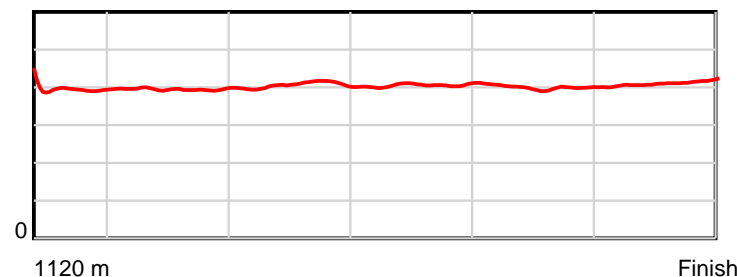
November 13, 2013, Race 8, BM62, Distance 1120m, Mowbray - Offset 9m

Result	TAB no.	Horse (Barrier)	1120 to	1000m to	800m to	600m to	400m to	200m to	Total or	Margin
1st	3	Sienna of Sydn... (7)	1000m	800m	600m	400m	200m	WP	Average	
		Position in running (margin)	-	2(0.3)	5(3.2)	5(3.7)	5(3.5)	3(1.1)		0.00
		Sectional time (s)	6.73	13.37	12.04	11.53	11.98	12.48		
		Cumulative time (s)	68.14	61.41	48.03	35.99	24.46	12.48	1:08.14	
		Speed (m/s)	17.83	14.96	16.61	17.35	16.69	16.03	16.44	
		Stride length (m)	5.76	5.90	6.73	7.04	6.66	6.61	6.47	
		Stride duration (s)	0.396	0.395	0.405	0.406	0.399	0.413	0.394	
		Stride efficiency (%)	51.93	54.44	70.85	77.47	69.34	68.28	65.43	
		Stride count	20.82	33.88	29.70	28.41	30.02	30.26	173.09	

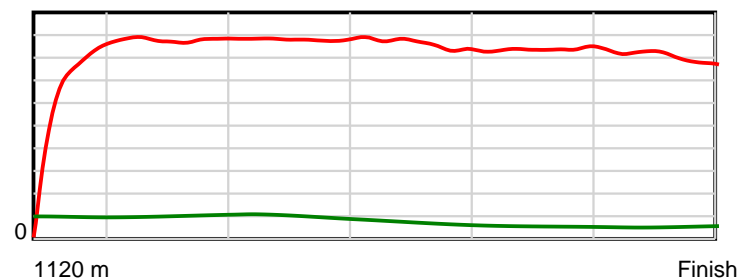
10 m Stride length



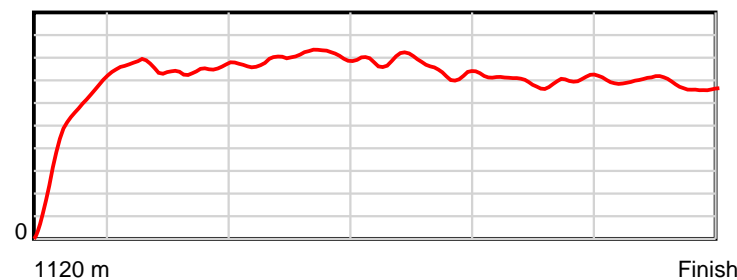
0.6 s Stride duration



20 m/sec Speed



100 % Stride efficiency



Note: Horizontal distance axis grid lines are 200m furlongs.

Disclaimer.

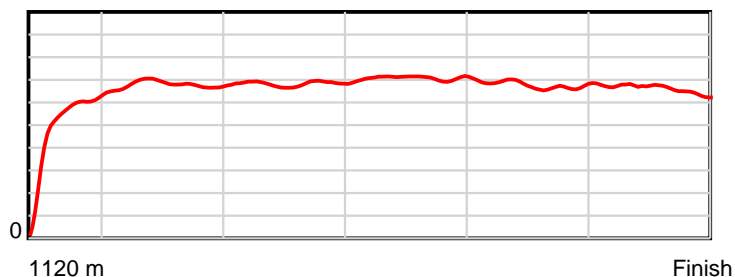
Tasracing Pty Ltd and Thoroughbred Ratings Pty Ltd accepts no responsibility for the completeness or accuracy of any of the information contained herein, and makes no representations about its suitability for any particular purpose. Users should make their own judgements about those matters and/or seek independent advice. You assume all risks associated with use of the data provided on this page.

Race Results

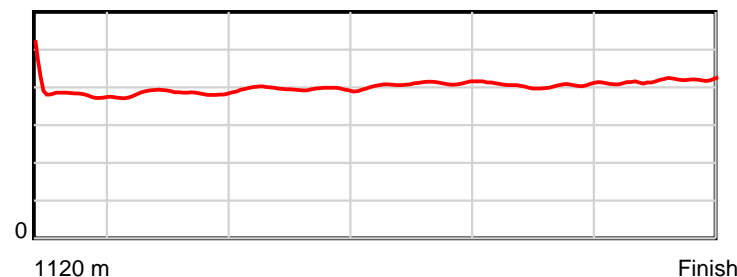
November 13, 2013, Race 8, BM62, Distance 1120m, Mowbray - Offset 9m

Result	TAB no.	Horse (Barrier)	1120 to	1000m to	800m to	600m to	400m to	200m to	Total or	Margin
2nd	5	On Toast (2)	1000m	800m	600m	400m	200m	WP	Average	
		Position in running (margin)	-	3(0.5)	2(1.9)	3(2.8)	3(2.5)	1(0.0)		1.00
		Sectional time (s)	6.66	13.12	12.12	11.50	11.97	12.95		
		Cumulative time (s)	68.32	61.66	48.54	36.42	24.92	12.95	1:08.31	
		Speed (m/s)	18.01	15.24	16.50	17.39	16.71	15.44	16.39	
		Stride length (m)	5.83	5.84	6.53	7.14	6.77	6.44	6.43	
		Stride duration (s)	0.402	0.383	0.396	0.410	0.405	0.417	0.393	
		Stride efficiency (%)	53.04	53.25	66.70	79.60	71.64	64.91	64.70	
		Stride count	20.60	34.26	30.61	28.02	29.54	31.03	174.06	

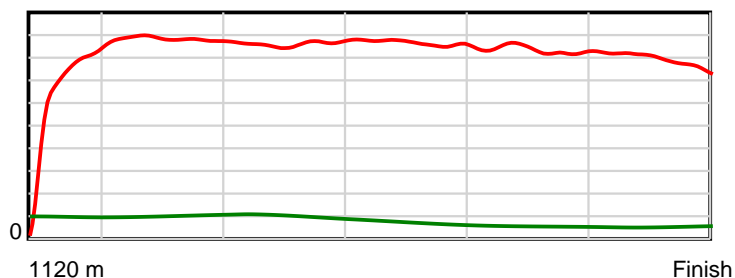
10 m Stride length



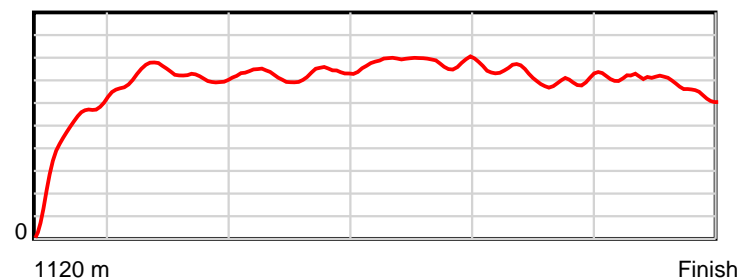
0.6 s Stride duration



20 m/sec Speed



100 % Stride efficiency



Note: Horizontal distance axis grid lines are 200m furlongs.

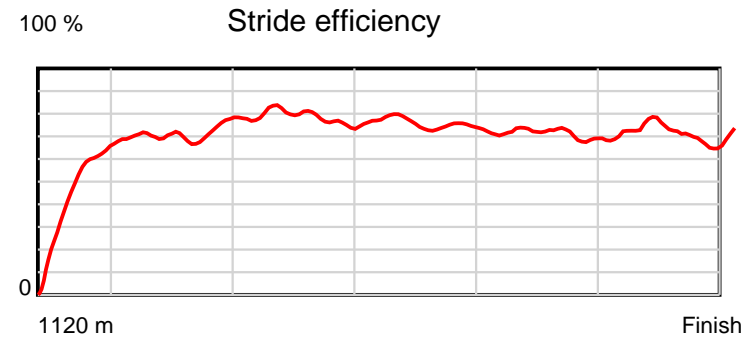
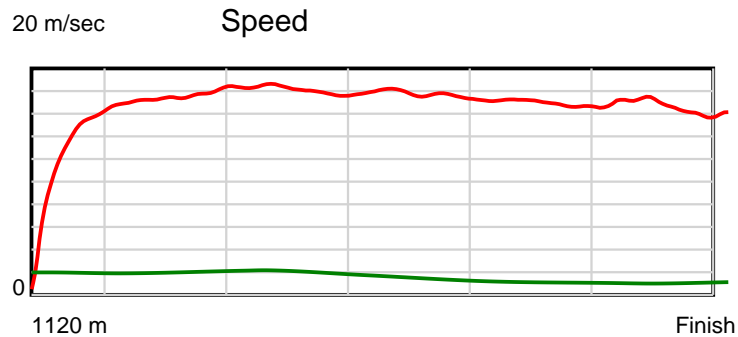
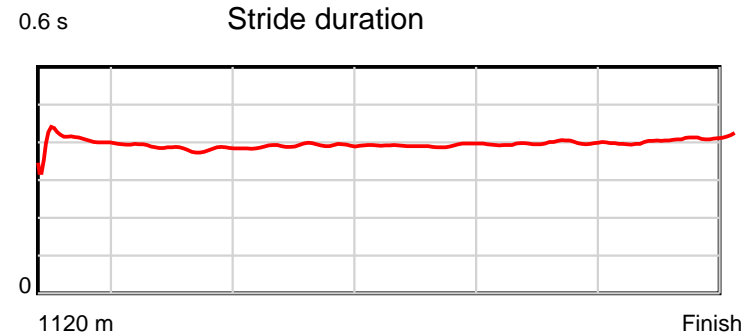
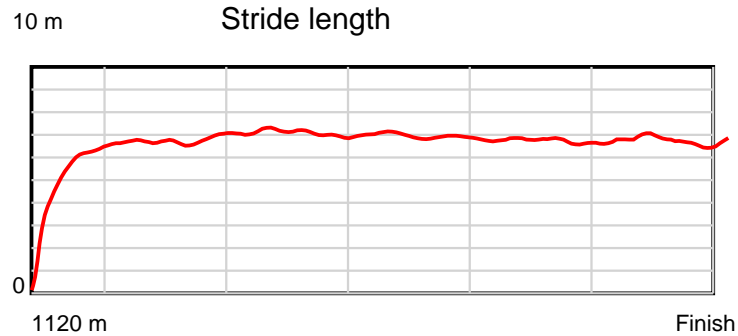
Disclaimer.

Tasracing Pty Ltd and Thoroughbred Ratings Pty Ltd accepts no responsibility for the completeness or accuracy of any of the information contained herein, and makes no representations about its suitability for any particular purpose. Users should make their own judgements about those matters and/or seek independent advice. You assume all risks associated with use of the data provided on this page.

Race Results

November 13, 2013, Race 8, BM62, Distance 1120m, Mowbray - Offset 9m

Result	TAB no.	Horse (Barrier)	1120 to	1000m to	800m to	600m to	400m to	200m to	Total or	Margin
3rd	4	Lottie's Lady (6)	1000m	800m	600m	400m	200m	WP	Average	
		Position in running (margin)	-	6(4.1)	7(6.2)	7(6.0)	6(4.1)	7(2.9)		2.50
		Sectional time (s)	7.84	13.24	11.92	11.25	12.17	12.17		
		Cumulative time (s)	68.60	60.76	47.52	35.60	24.34	12.17	1:08.59	
		Speed (m/s)	15.31	15.11	16.78	17.78	16.43	16.43	16.33	
		Stride length (m)	5.25	5.85	6.56	6.97	6.53	6.72	6.34	
		Stride duration (s)	0.390	0.387	0.391	0.392	0.397	0.409	0.388	
		Stride efficiency (%)	43.02	53.41	67.16	75.94	66.58	70.66	62.81	
		Stride count	22.87	34.21	30.51	28.69	30.64	29.74	176.66	



Note: Horizontal distance axis grid lines are 200m furlongs.

Disclaimer.

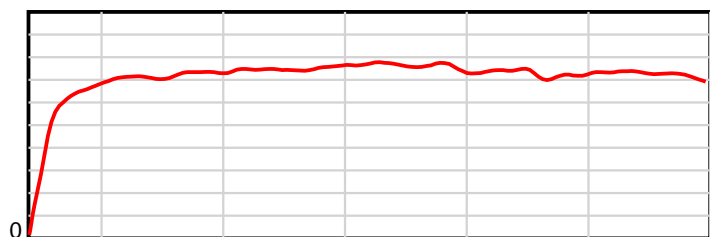
Tasracing Pty Ltd and Thoroughbred Ratings Pty Ltd accepts no responsibility for the completeness or accuracy of any of the information contained herein, and makes no representations about its suitability for any particular purpose. Users should make their own judgements about those matters and/or seek independent advice. You assume all risks associated with use of the data provided on this page.

Race Results

November 13, 2013, Race 8, BM62, Distance 1120m, Mowbray - Offset 9m

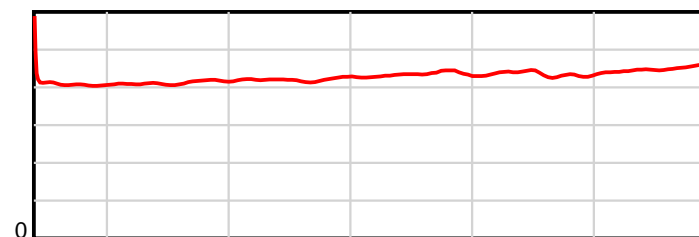
Result	TAB no.	Horse (Barrier)	1120 to	1000m to	800m to	600m to	400m to	200m to	Total or	Margin
4th	2	Hotham Street (5)	1000m	800m	600m	400m	200m	WP	Average	
		Position in running (margin)	-	7(4.1)	6(5.6)	6(5.7)	7(4.2)	6(2.3)		3.30
		Sectional time (s)	7.58	13.13	11.98	11.30	12.07	12.69		
		Cumulative time (s)	68.75	61.17	48.04	36.07	24.76	12.69	1:08.75	
		Speed (m/s)	15.84	15.23	16.69	17.70	16.57	15.76	16.29	
		Stride length (m)	6.03	6.26	7.03	7.69	7.21	7.11	6.91	
		Stride duration (s)	0.447	0.411	0.421	0.435	0.435	0.451	0.424	
		Stride efficiency (%)	56.77	61.19	77.17	92.46	81.20	79.08	74.53	
		Stride count	19.91	31.96	28.46	26.00	27.74	28.11	162.18	

10 m Stride length



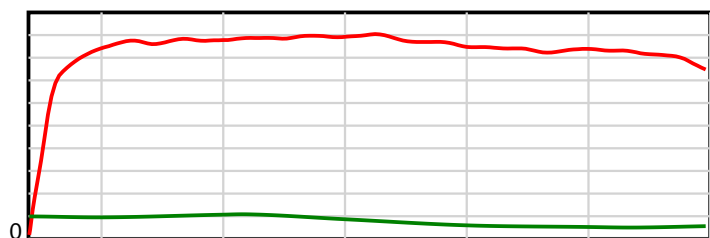
1120 m Finish

0.6 s Stride duration



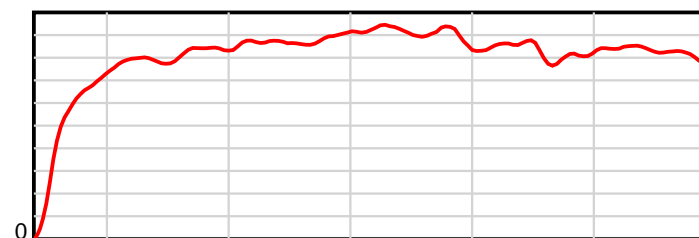
1120 m Finish

20 m/sec Speed



1120 m Finish

100 % Stride efficiency



1120 m Finish

Note: Horizontal distance axis grid lines are 200m furlongs.

Disclaimer.

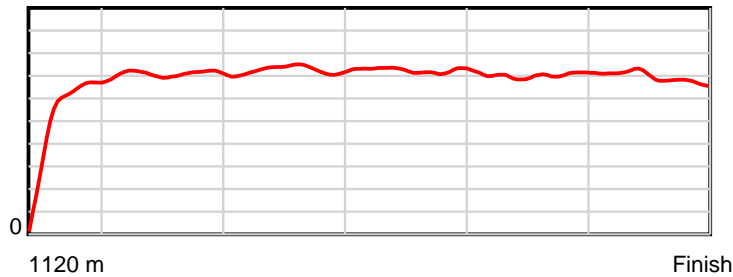
Tasracing Pty Ltd and Thoroughbred Ratings Pty Ltd accepts no responsibility for the completeness or accuracy of any of the information contained herein, and makes no representations about its suitability for any particular purpose. Users should make their own judgements about those matters and/or seek independent advice. You assume all risks associated with use of the data provided on this page.

Race Results

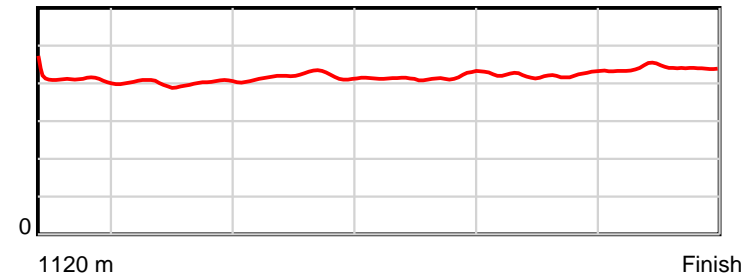
November 13, 2013, Race 8, BM62, Distance 1120m, Mowbray - Offset 9m

Result	TAB no.	Horse (Barrier)	1120 to	1000m to	800m to	600m to	400m to	200m to	Total or	Margin
5th	7	Cool Partner (1)	1000m	800m	600m	400m	200m	WP	Average	
		Position in running (margin)	-	5(1.2)	4(2.1)	4(3.5)	4(2.9)	5(1.8)		3.80
		Sectional time (s)	7.04	13.04	12.19	11.46	12.19	12.92		
		Cumulative time (s)	68.84	61.80	48.76	36.57	25.11	12.92	1:08.84	
		Speed (m/s)	17.04	15.34	16.41	17.45	16.41	15.48	16.27	
		Stride length (m)	6.17	6.16	6.84	7.26	6.93	6.82	6.71	
		Stride duration (s)	0.428	0.402	0.417	0.416	0.422	0.440	0.412	
		Stride efficiency (%)	59.43	59.25	73.13	82.29	75.00	72.63	70.33	
		Stride count	19.46	32.48	29.24	27.56	28.87	29.34	166.95	

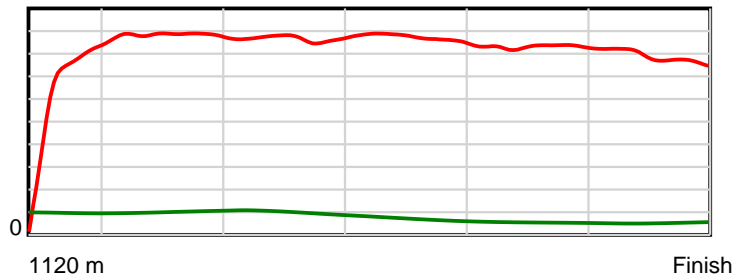
10 m Stride length



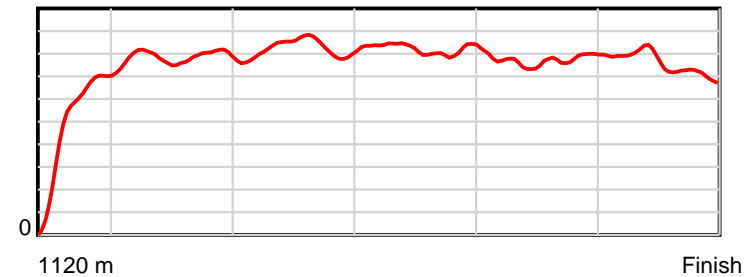
0.6 s Stride duration



20 m/sec Speed



100 % Stride efficiency



Note: Horizontal distance axis grid lines are 200m furlongs.

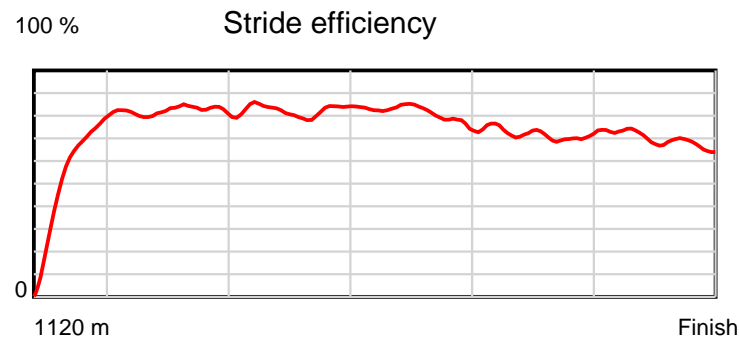
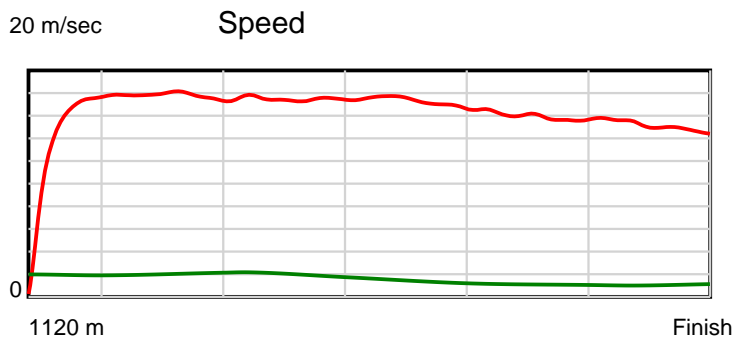
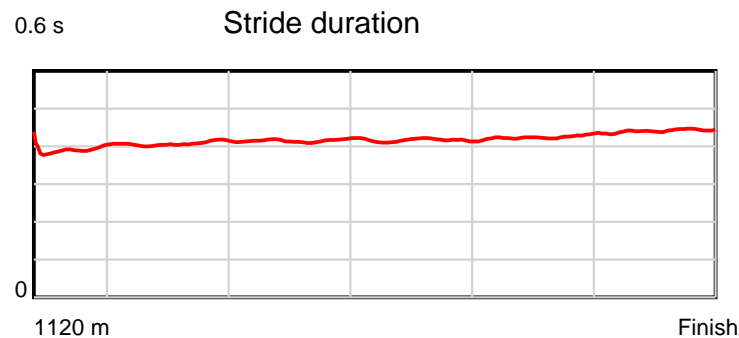
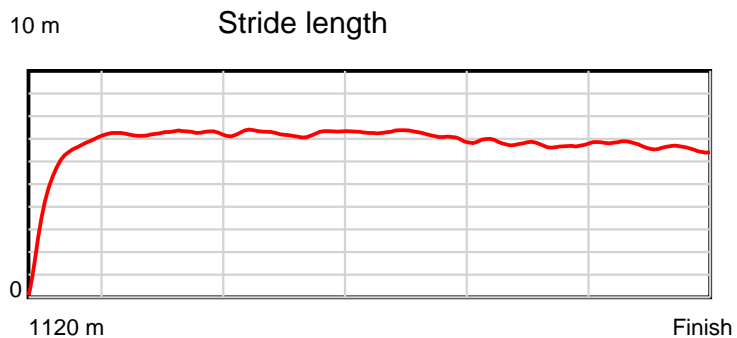
Disclaimer.

Tasracing Pty Ltd and Thoroughbred Ratings Pty Ltd accepts no responsibility for the completeness or accuracy of any of the information contained herein, and makes no representations about its suitability for any particular purpose. Users should make their own judgements about those matters and/or seek independent advice. You assume all risks associated with use of the data provided on this page.

Race Results

November 13, 2013, Race 8, BM62, Distance 1120m, Mowbray - Offset 9m

Result	TAB no.	Horse (Barrier)	1120 to	1000m to	800m to	600m to	400m to	200m to	Total or	Margin
6th	8	Bring Me Sunsh... (4)	1000m	800m	600m	400m	200m	WP	Average	
		Position in running (margin)	-	1(0.0)	1(0.0)	1(0.0)	1(0.0)	2(0.7)		4.20
		Sectional time (s)	6.68	12.89	11.96	11.55	12.50	13.35		
		Cumulative time (s)	68.92	62.24	49.36	37.40	25.85	13.35	1:08.92	
		Speed (m/s)	17.98	15.52	16.72	17.32	16.00	14.98	16.25	
		Stride length (m)	5.55	6.32	6.95	7.19	6.79	6.61	6.61	
		Stride duration (s)	0.382	0.407	0.415	0.416	0.424	0.441	0.406	
		Stride efficiency (%)	48.18	62.35	75.45	80.88	72.05	68.33	68.19	
		Stride count	21.61	31.66	28.78	27.80	29.45	30.25	169.55	



Note: Horizontal distance axis grid lines are 200m furlongs.

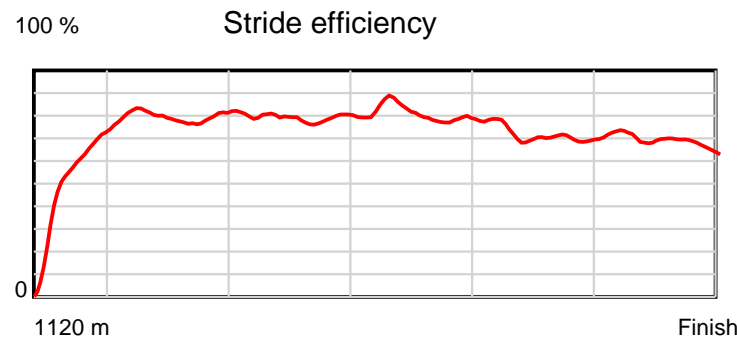
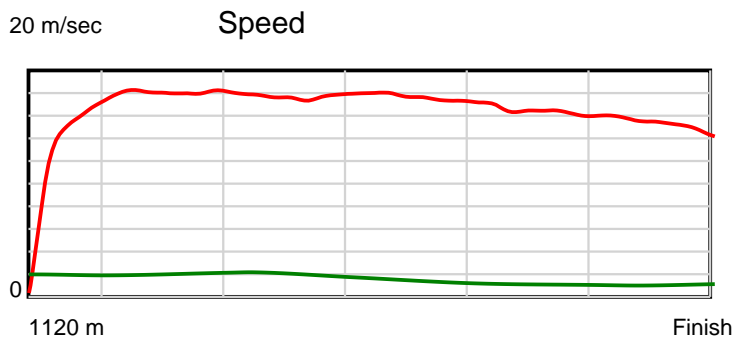
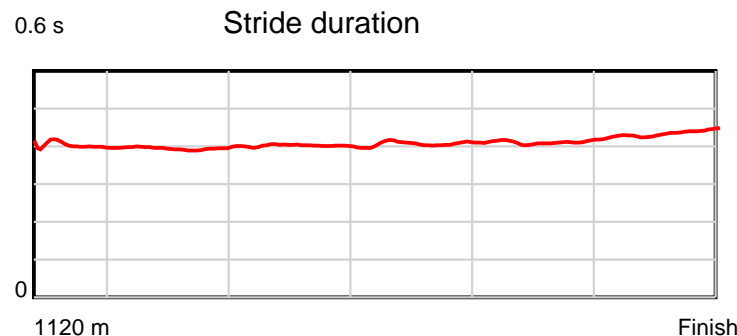
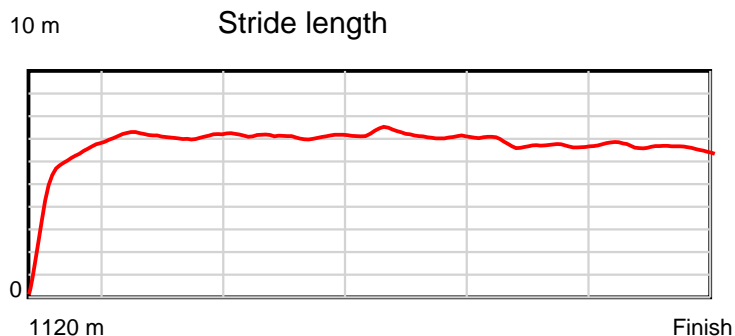
Disclaimer.

Tasracing Pty Ltd and Thoroughbred Ratings Pty Ltd accepts no responsibility for the completeness or accuracy of any of the information contained herein, and makes no representations about its suitability for any particular purpose. Users should make their own judgements about those matters and/or seek independent advice. You assume all risks associated with use of the data provided on this page.

Race Results

November 13, 2013, Race 8, BM62, Distance 1120m, Mowbray - Offset 9m

Result	TAB no.	Horse (Barrier)	1120 to	1000m to	800m to	600m to	400m to	200m to	Total or	Margin
7th	6	Our Monashee (3)	1000m	800m	600m	400m	200m	WP	Average	
		Position in running (margin)	-	4(0.7)	3(1.9)	2(2.2)	2(0.5)	4(1.1)		5.20
		Sectional time (s)	6.96	13.08	12.00	11.27	12.50	13.29		
		Cumulative time (s)	69.10	62.14	49.06	37.06	25.78	13.29	1:09.09	
		Speed (m/s)	17.24	15.29	16.67	17.75	16.00	15.05	16.21	
		Stride length (m)	5.73	6.03	6.69	7.20	6.59	6.56	6.49	
		Stride duration (s)	0.399	0.394	0.401	0.406	0.412	0.436	0.400	
		Stride efficiency (%)	51.36	56.85	69.84	81.12	67.89	67.17	65.78	
		Stride count	20.93	33.16	29.92	27.76	30.34	30.51	172.62	



Note: Horizontal distance axis grid lines are 200m furlongs.

Disclaimer.

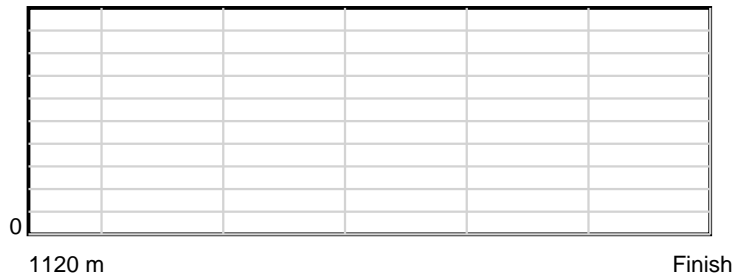
Tasracing Pty Ltd and Thoroughbred Ratings Pty Ltd accepts no responsibility for the completeness or accuracy of any of the information contained herein, and makes no representations about its suitability for any particular purpose. Users should make their own judgements about those matters and/or seek independent advice. You assume all risks associated with use of the data provided on this page.

Race Results

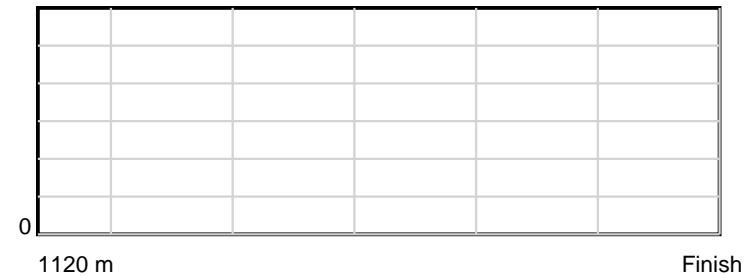
November 13, 2013, Race 8, BM62, Distance 1120m, Mowbray - Offset 9m

Result	TAB no.	Horse (Barrier)	1120 to	1000m to	800m to	600m to	400m to	200m to	Total or	Margin
8th	1	Cambalara (8)								
		Position in running (margin)								
		Sectional time (s)								
		Cumulative time (s)								
		Speed (m/s)								
		Stride length (m)								
		Stride duration (s)								
		Stride efficiency (%)								
		Stride count								

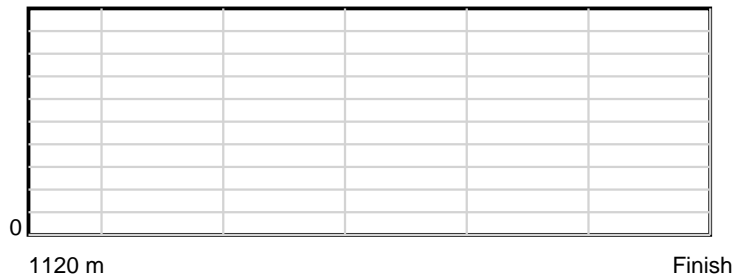
10 m Stride length



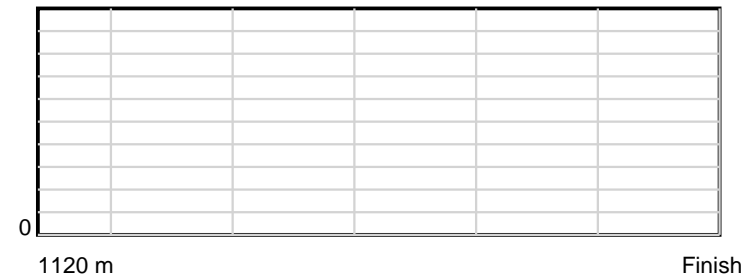
0.6 s Stride duration



20 m/sec Speed



100 % Stride efficiency



Note: Horizontal distance axis grid lines are 200m furlongs.

Disclaimer.

Tasracing Pty Ltd and Thoroughbred Ratings Pty Ltd accepts no responsibility for the completeness or accuracy of any of the information contained herein, and makes no representations about its suitability for any particular purpose. Users should make their own judgements about those matters and/or seek independent advice. You assume all risks associated with use of the data provided on this page.