



Race Results

Tasmanian Racing Club, Hobart, November 17, 2013

Compilation date: November 18, 2013, 9:07:45 AM (EST)

Copyright © 2013 Tasracing Pty Ltd. All rights reserved.

Trademarks.

StrideMASTER is a registered trademark of Thoroughbred Ratings Pty Ltd.

Disclaimer.

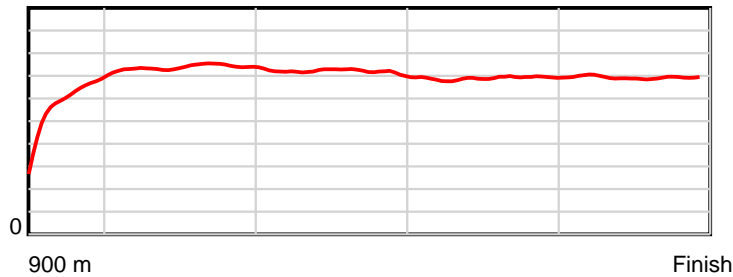
Tasracing Pty Ltd and Thoroughbred Ratings Pty Ltd accepts no responsibility for the completeness or accuracy of any of the information contained herein, and makes no representations about its suitability for any particular purpose. Users should make their own judgements about those matters and/or seek independent advice. You assume all risks associated with use of the data provided on this page.

Race Results

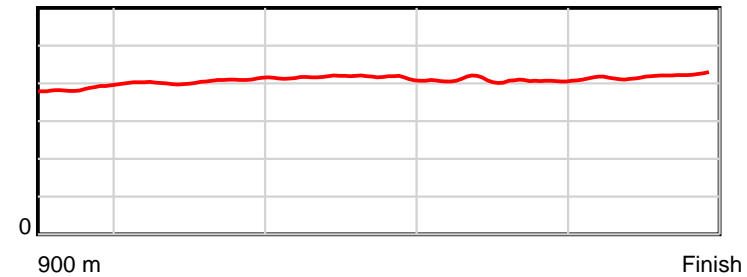
November 17, 2013, Race 1, 2Y HCP, Distance 900m, Elwick Course Proper - Offset 5m

Result	TAB no.	Horse (Barrier)	900 to	800m to	600m to	400m to	200m to	Total or	Margin
1st	1	Geegees Double... (2)	800m	600m	400m	200m	WP	Average	
		Position in running (margin)	-	4(0.0)	3(0.0)	3(0.0)	2(0.0)		0.00
		Sectional time (s)	10.59	10.61	11.60	11.82	12.09		
		Cumulative time (s)	56.71	46.12	35.50	23.91	12.09	0:56.71	
		Speed (m/s)	9.44	18.85	17.24	16.92	16.54	15.87	
		Stride length (m)	3.73	7.64	7.16	6.90	6.96	6.49	
		Stride duration (s)	0.385	0.406	0.415	0.408	0.421	0.409	
		Stride efficiency (%)	21.69	91.28	80.19	74.38	75.66	65.83	
		Stride count	26.84	26.17	27.92	28.99	28.74	138.66	

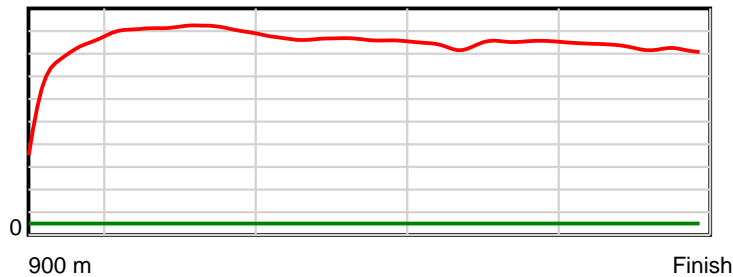
10 m Stride length



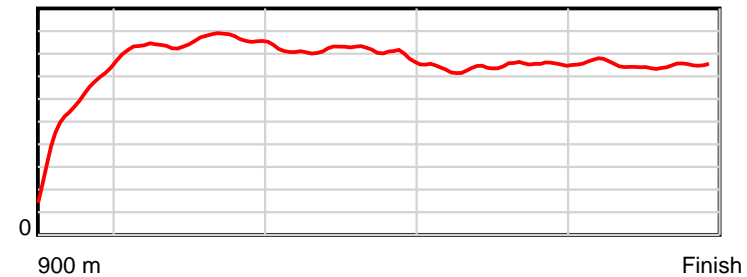
0.6 s Stride duration



20 m/sec Speed



100 % Stride efficiency



Note: Horizontal distance axis grid lines are 200m furlongs.

Disclaimer.

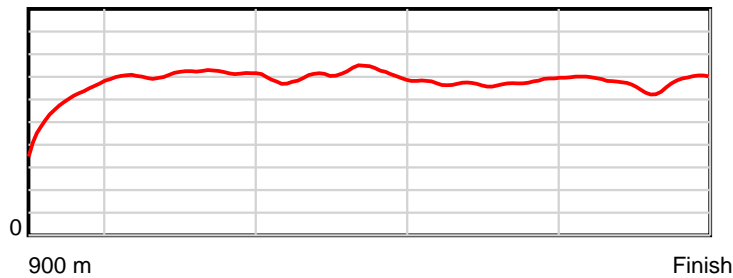
Tasracing Pty Ltd and Thoroughbred Ratings Pty Ltd accepts no responsibility for the completeness or accuracy of any of the information contained herein, and makes no representations about its suitability for any particular purpose. Users should make their own judgements about those matters and/or seek independent advice. You assume all risks associated with use of the data provided on this page.

Race Results

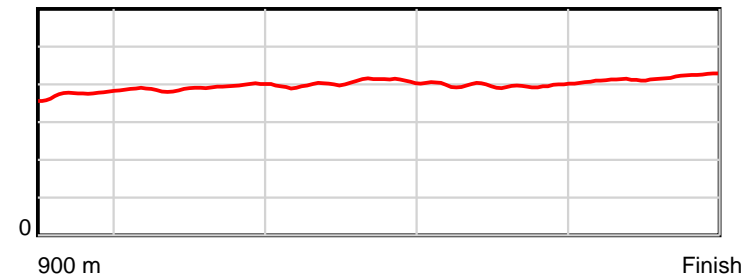
November 17, 2013, Race 1, 2Y HCP, Distance 900m, Elwick Course Proper - Offset 5m

Result	TAB no.	Horse (Barrier)	900 to	800m to	600m to	400m to	200m to	Total or	Margin
2nd	2	Cheers Chappy (3)	800m	600m	400m	200m	WP	Average	
		Position in running (margin)	-	3(0.0)	4(0.0)	4(0.0)	3(0.0)		1.30
		Sectional time (s)	10.66	10.82	11.58	11.89	12.01		
		Cumulative time (s)	56.96	46.30	35.48	23.90	12.01	0:56.96	
		Speed (m/s)	9.38	18.48	17.27	16.82	16.65	15.80	
		Stride length (m)	3.67	7.23	6.97	6.67	6.96	6.32	
		Stride duration (s)	0.374	0.391	0.403	0.397	0.418	0.400	
		Stride efficiency (%)	21.05	81.72	75.89	69.54	75.70	62.48	
		Stride count	27.25	27.66	28.70	29.98	28.74	142.33	

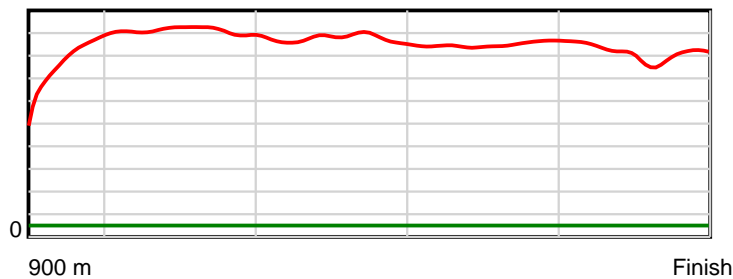
10 m Stride length



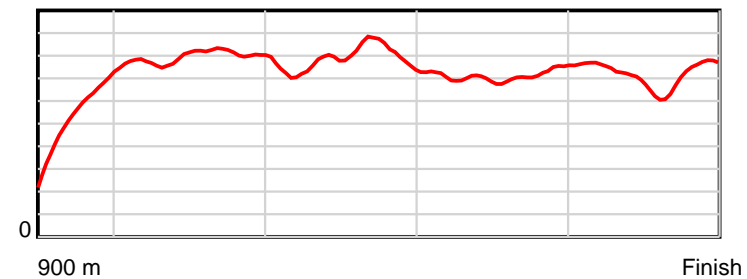
0.6 s Stride duration



20 m/sec Speed



100 % Stride efficiency



Note: Horizontal distance axis grid lines are 200m furlongs.

Disclaimer.

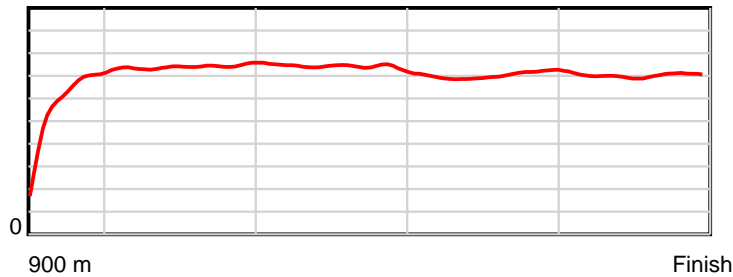
Tasracing Pty Ltd and Thoroughbred Ratings Pty Ltd accepts no responsibility for the completeness or accuracy of any of the information contained herein, and makes no representations about its suitability for any particular purpose. Users should make their own judgements about those matters and/or seek independent advice. You assume all risks associated with use of the data provided on this page.

Race Results

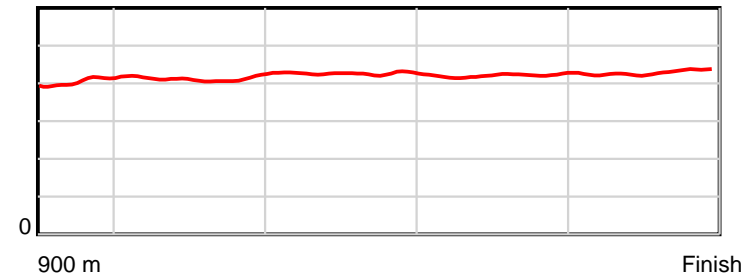
November 17, 2013, Race 1, 2Y HCP, Distance 900m, Elwick Course Proper - Offset 5m

Result	TAB no.	Horse (Barrier)	900 to	800m to	600m to	400m to	200m to	Total or	Margin
3rd	3	Concrete Johnn... (1)	800m	600m	400m	200m	WP	Average	
		Position in running (margin)	-	8(0.0)	7(0.0)	5(0.0)	4(0.0)		2.80
		Sectional time (s)	11.31	10.58	11.35	11.90	12.09		
		Cumulative time (s)	57.24	45.93	35.35	24.00	12.09	0:57.24	
		Speed (m/s)	8.84	18.90	17.62	16.81	16.54	15.72	
		Stride length (m)	3.85	7.80	7.50	7.07	7.10	6.68	
		Stride duration (s)	0.416	0.413	0.426	0.421	0.429	0.425	
		Stride efficiency (%)	23.17	94.97	87.98	78.12	78.75	69.73	
		Stride count	25.97	25.65	26.65	28.29	28.17	134.73	

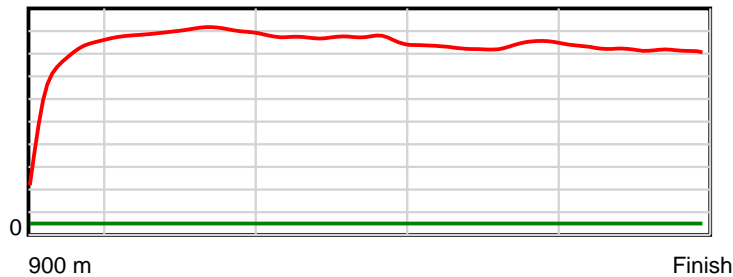
10 m Stride length



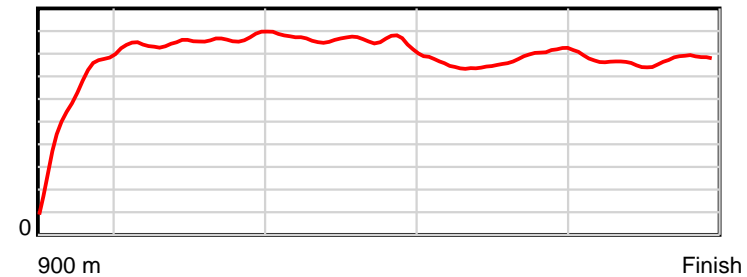
0.6 s Stride duration



20 m/sec Speed



100 % Stride efficiency



Note: Horizontal distance axis grid lines are 200m furlongs.

Disclaimer.

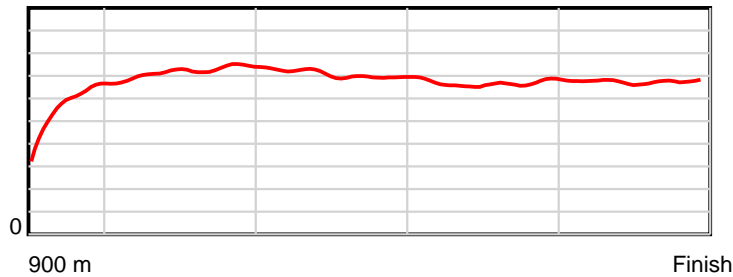
Tasracing Pty Ltd and Thoroughbred Ratings Pty Ltd accepts no responsibility for the completeness or accuracy of any of the information contained herein, and makes no representations about its suitability for any particular purpose. Users should make their own judgements about those matters and/or seek independent advice. You assume all risks associated with use of the data provided on this page.

Race Results

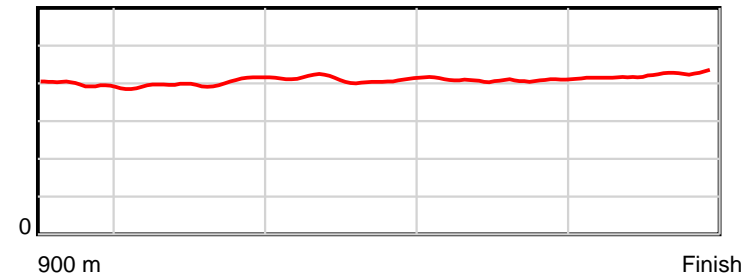
November 17, 2013, Race 1, 2Y HCP, Distance 900m, Elwick Course Proper - Offset 5m

Result	TAB no.	Horse (Barrier)	900 to	800m to	600m to	400m to	200m to	Total or	Margin
4th	4	Shiralee (6)	800m	600m	400m	200m	WP	Average	
		Position in running (margin)	-	7(0.0)	8(0.0)	6(0.0)	6(0.0)		5.30
		Sectional time (s)	11.18	10.65	11.48	12.08	12.34		
		Cumulative time (s)	57.73	46.55	35.90	24.42	12.34	0:57.73	
		Speed (m/s)	8.94	18.78	17.42	16.56	16.21	15.59	
		Stride length (m)	3.78	7.54	7.15	6.76	6.84	6.44	
		Stride duration (s)	0.403	0.401	0.410	0.409	0.422	0.413	
		Stride efficiency (%)	22.31	88.73	79.85	71.44	73.15	64.76	
		Stride count	26.47	26.54	27.98	29.58	29.23	139.80	

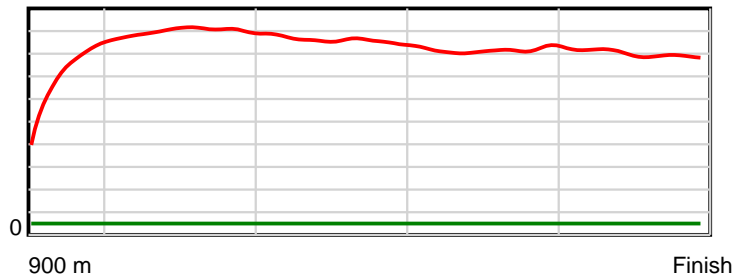
10 m Stride length



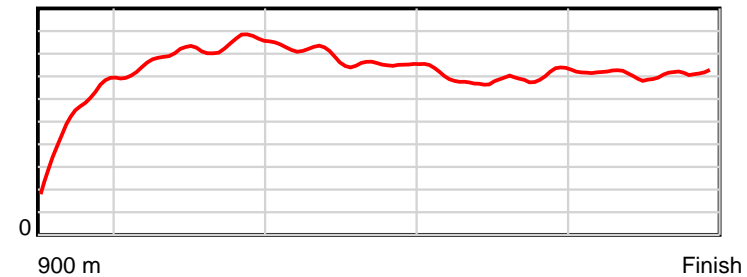
0.6 s Stride duration



20 m/sec Speed



100 % Stride efficiency



Note: Horizontal distance axis grid lines are 200m furlongs.

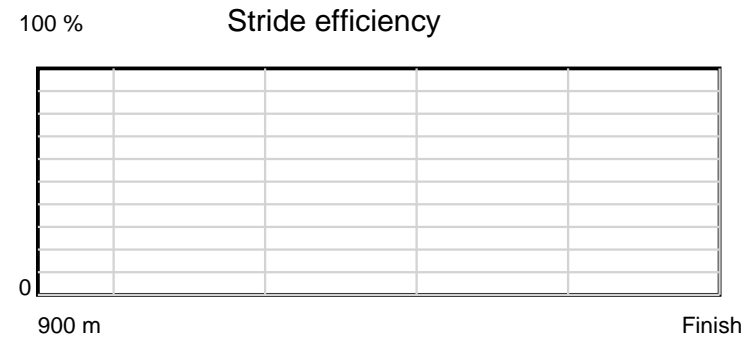
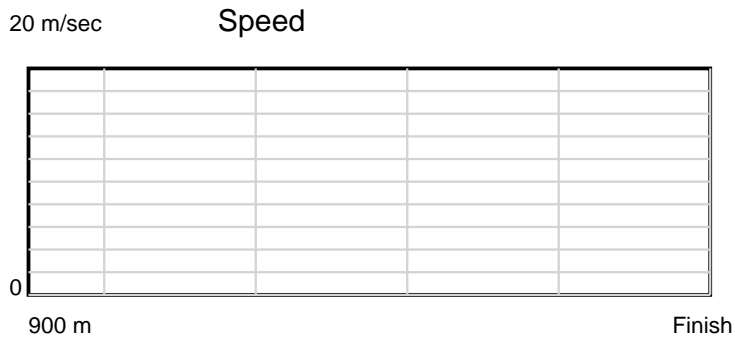
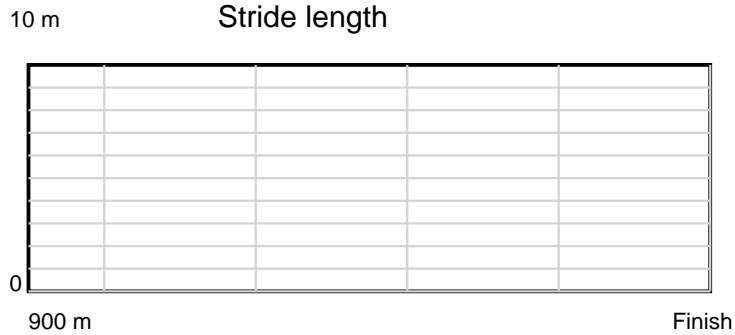
Disclaimer.

Tasracing Pty Ltd and Thoroughbred Ratings Pty Ltd accepts no responsibility for the completeness or accuracy of any of the information contained herein, and makes no representations about its suitability for any particular purpose. Users should make their own judgements about those matters and/or seek independent advice. You assume all risks associated with use of the data provided on this page.

Race Results

November 17, 2013, Race 1, 2Y HCP, Distance 900m, Elwick Course Proper - Offset 5m

Result	TAB no.	Horse (Barrier)	900 to	800m to	600m to	400m to	200m to	Total or	Margin
5th	8	Geegee Hot Nov... (7)	WP	Average					
		Position in running (margin)		7.10					
		Sectional time (s)							
		Cumulative time (s)	0:58.08						
		Speed (m/s)	15.49						
		Stride length (m)	nan						
		Stride duration (s)	nan						
		Stride efficiency (%)	nan						
		Stride count	0.00						



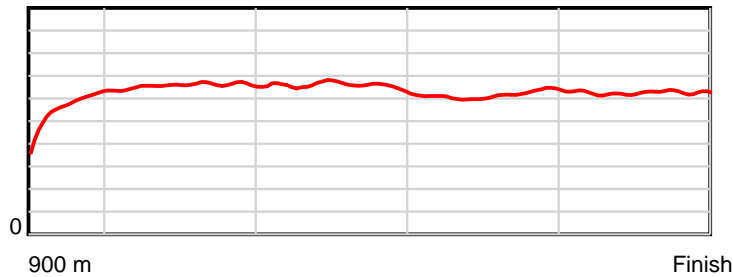
Note: Horizontal distance axis grid lines are 200m furlongs.

Race Results

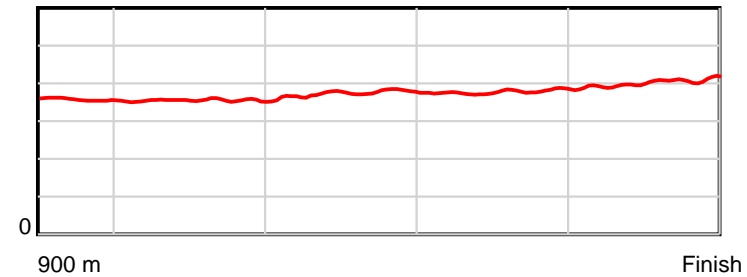
November 17, 2013, Race 1, 2Y HCP, Distance 900m, Elwick Course Proper - Offset 5m

Result	TAB no.	Horse (Barrier)	900 to	800m to	600m to	400m to	200m to	Total or	Margin
6th	9	Fortuitous (5)	800m	600m	400m	200m	WP	Average	
		Position in running (margin)	-	2(0.0)	2(0.0)	2(0.0)	5(0.0)		7.90
		Sectional time (s)	10.79	10.60	11.84	12.15	12.87		
		Cumulative time (s)	58.24	47.45	36.85	25.02	12.87	0:58.24	
		Speed (m/s)	9.26	18.87	16.89	16.46	15.54	15.45	
		Stride length (m)	3.59	6.66	6.32	6.21	6.26	5.86	
		Stride duration (s)	0.369	0.353	0.374	0.377	0.403	0.379	
		Stride efficiency (%)	20.08	69.29	62.44	60.22	61.33	53.58	
		Stride count	27.89	30.03	31.64	32.22	31.92	153.70	

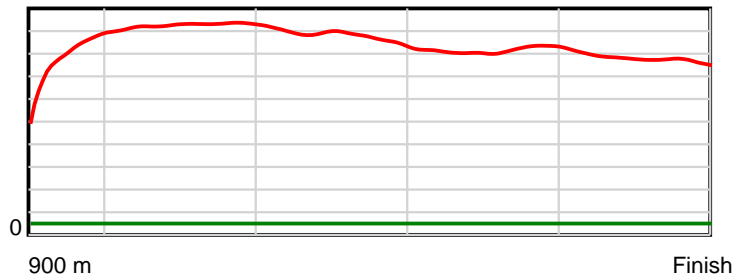
10 m Stride length



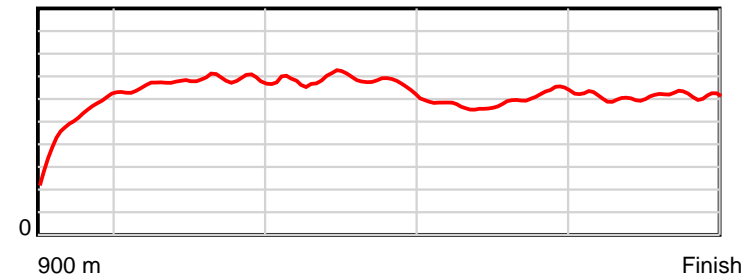
0.6 s Stride duration



20 m/sec Speed



100 % Stride efficiency



Note: Horizontal distance axis grid lines are 200m furlongs.

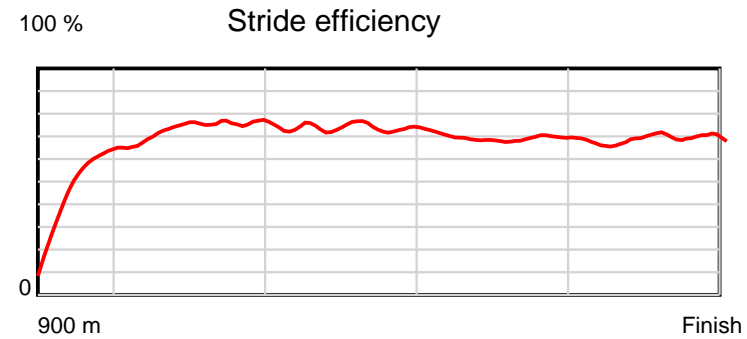
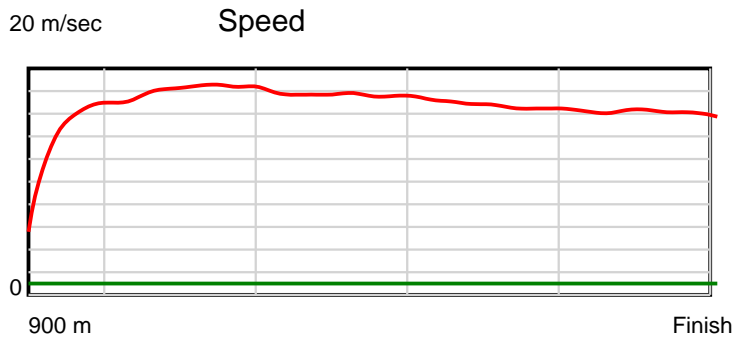
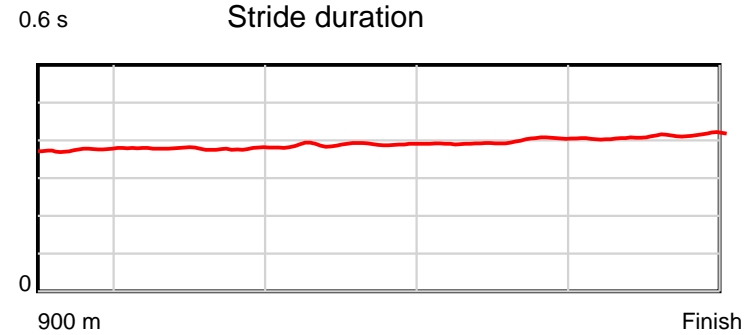
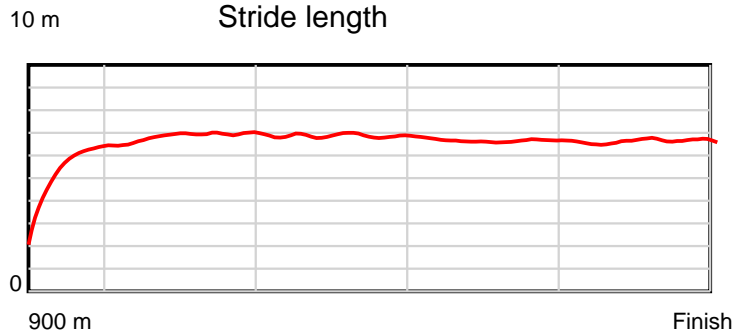
Disclaimer.

Tasracing Pty Ltd and Thoroughbred Ratings Pty Ltd accepts no responsibility for the completeness or accuracy of any of the information contained herein, and makes no representations about its suitability for any particular purpose. Users should make their own judgements about those matters and/or seek independent advice. You assume all risks associated with use of the data provided on this page.

Race Results

November 17, 2013, Race 1, 2Y HCP, Distance 900m, Elwick Course Proper - Offset 5m

Result	TAB no.	Horse (Barrier)	900 to	800m to	600m to	400m to	200m to	Total or	Margin
7th	6	Gee Gees Himst... (8)	800m	600m	400m	200m	WP	Average	
		Position in running (margin)	-	5(0.0)	6(0.0)	7(0.0)	8(0.0)		8.00
		Sectional time (s)	11.07	10.98	11.58	12.17	12.47		
		Cumulative time (s)	58.26	47.19	36.21	24.64	12.47	0:58.26	
		Speed (m/s)	9.03	18.21	17.27	16.43	16.04	15.45	
		Stride length (m)	3.77	6.91	6.70	6.54	6.58	6.15	
		Stride duration (s)	0.389	0.379	0.388	0.398	0.410	0.398	
		Stride efficiency (%)	22.23	74.53	70.25	66.89	67.74	59.18	
		Stride count	26.51	28.96	29.83	30.57	30.38	146.25	



Note: Horizontal distance axis grid lines are 200m furlongs.

Disclaimer.

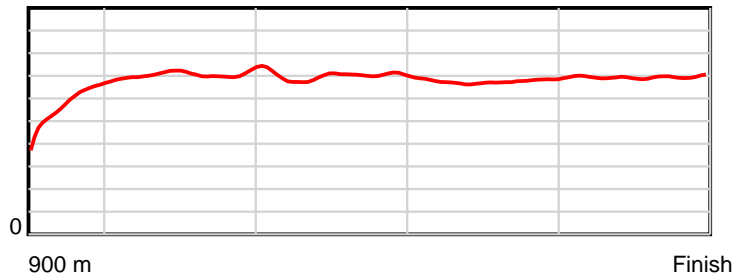
Tasracing Pty Ltd and Thoroughbred Ratings Pty Ltd accepts no responsibility for the completeness or accuracy of any of the information contained herein, and makes no representations about its suitability for any particular purpose. Users should make their own judgements about those matters and/or seek independent advice. You assume all risks associated with use of the data provided on this page.

Race Results

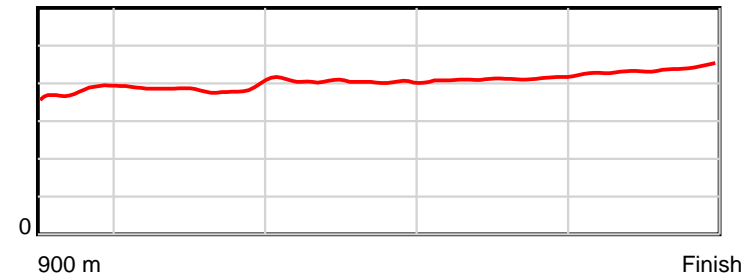
November 17, 2013, Race 1, 2Y HCP, Distance 900m, Elwick Course Proper - Offset 5m

Result	TAB no.	Horse (Barrier)	900 to	800m to	600m to	400m to	200m to	Total or	Margin
8th	7	Rustical (4)	800m	600m	400m	200m	WP	Average	
		Position in running (margin)	-	6(0.0)	5(0.0)	8(0.0)	7(0.0)		10.00
		Sectional time (s)	11.48	10.62	11.77	12.10	12.69		
		Cumulative time (s)	58.67	47.19	36.56	24.79	12.69	0:58.67	
		Speed (m/s)	8.71	18.83	16.99	16.53	15.76	15.34	
		Stride length (m)	3.61	7.28	6.86	6.82	6.90	6.31	
		Stride duration (s)	0.377	0.387	0.404	0.412	0.438	0.411	
		Stride efficiency (%)	20.34	82.87	73.47	72.64	74.43	62.19	
		Stride count	27.72	27.46	29.17	29.33	28.98	142.66	

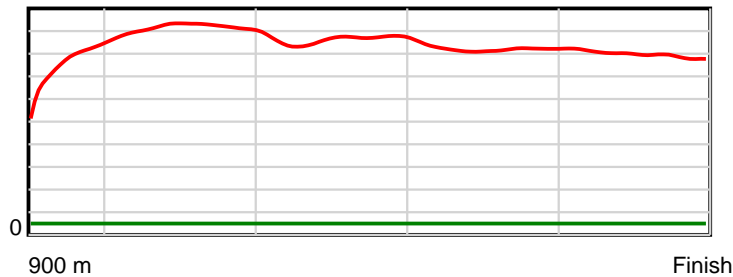
10 m Stride length



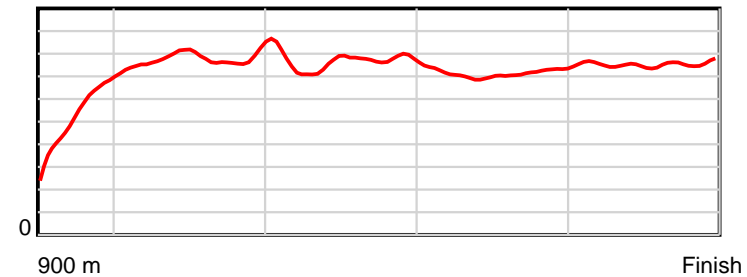
0.6 s Stride duration



20 m/sec Speed



100 % Stride efficiency



Note: Horizontal distance axis grid lines are 200m furlongs.

Disclaimer.

Tasracing Pty Ltd and Thoroughbred Ratings Pty Ltd accepts no responsibility for the completeness or accuracy of any of the information contained herein, and makes no representations about its suitability for any particular purpose. Users should make their own judgements about those matters and/or seek independent advice. You assume all risks associated with use of the data provided on this page.