



Race Results

Tasmanian Racing Club, Hobart, November 17, 2013

Compilation date: November 18, 2013, 8:58:55 AM (EST)

Copyright © 2013 Tasracing Pty Ltd. All rights reserved.

Trademarks.

StrideMASTER is a registered trademark of Thoroughbred Ratings Pty Ltd.

Disclaimer.

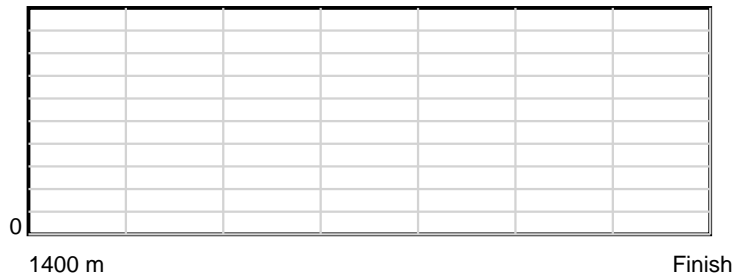
Tasracing Pty Ltd and Thoroughbred Ratings Pty Ltd accepts no responsibility for the completeness or accuracy of any of the information contained herein, and makes no representations about its suitability for any particular purpose. Users should make their own judgements about those matters and/or seek independent advice. You assume all risks associated with use of the data provided on this page.

Race Results


November 17, 2013, Race 3, MDN-SW, Distance 1400m, Elwick Course Proper - Offset 5m

Result	TAB no.	Horse (Barrier)	1400 to	1200m to	1000m to	800m to	600m to	400m to	200m to	Total or	Margin
1st	8	Acacia Bloom (6)									
		Position in running (margin)									
		Sectional time (s)									
		Cumulative time (s)									
		Speed (m/s)									
		Stride length (m)									
		Stride duration (s)									
		Stride efficiency (%)									
		Stride count									

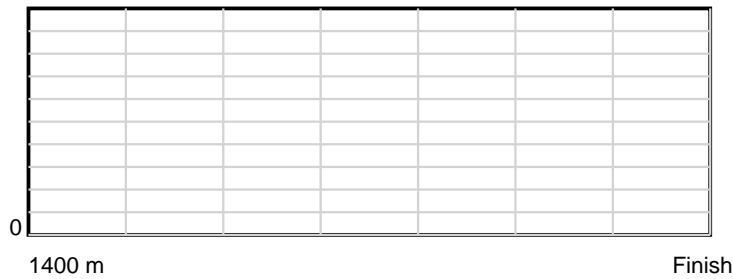
10 m Stride length



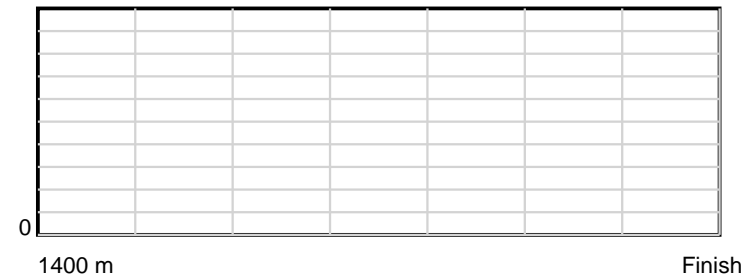
0.6 s Stride duration



20 m/sec Speed



100 % Stride efficiency



Note: Horizontal distance axis grid lines are 200m furlongs.

Disclaimer.

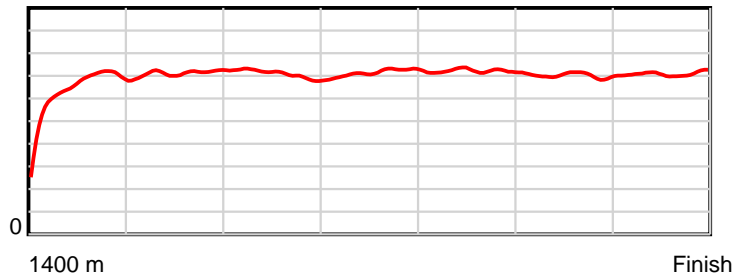
Tasracing Pty Ltd and Thoroughbred Ratings Pty Ltd accepts no responsibility for the completeness or accuracy of any of the information contained herein, and makes no representations about its suitability for any particular purpose. Users should make their own judgements about those matters and/or seek independent advice. You assume all risks associated with use of the data provided on this page.

Race Results

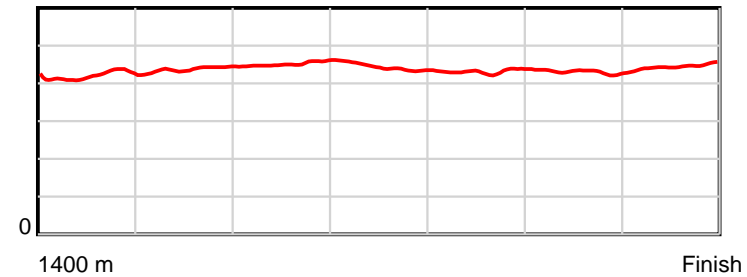
November 17, 2013, Race 3, MDN-SW, Distance 1400m, Elwick Course Proper - Offset 5m

Result	TAB no.	Horse (Barrier)	1400 to	1200m to	1000m to	800m to	600m to	400m to	200m to	Total or	Margin
2nd	6	Our Mummy's Bo... (10)	1200m	1000m	800m	600m	400m	200m	WP	Average	
		Position in running (margin)	-	9(4.0)	9(7.1)	9(8.0)	8(6.6)	4(3.9)	3(1.2)		2.80
		Sectional time (s)	16.44	12.07	12.69	12.32	12.13	12.31	12.41		
		Cumulative time (s)	90.37	73.93	61.86	49.18	36.85	24.72	12.41	1:30.37	
		Speed (m/s)	12.16	16.57	15.76	16.23	16.49	16.25	16.12	15.49	
		Stride length (m)	5.11	7.26	7.13	7.19	7.12	6.99	7.18	6.76	
		Stride duration (s)	0.412	0.438	0.452	0.443	0.432	0.430	0.446	0.436	
		Stride efficiency (%)	40.79	82.40	79.41	80.76	79.12	76.29	80.55	71.37	
		Stride count	39.15	27.54	28.06	27.82	28.11	28.62	27.86	207.16	

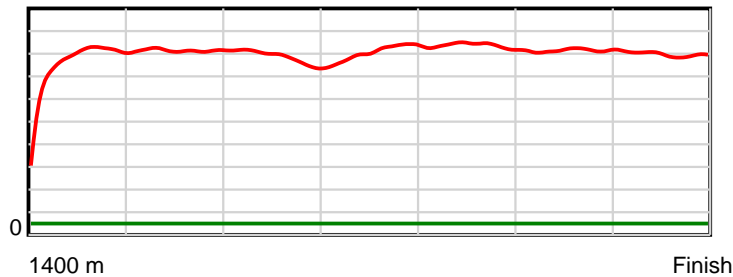
10 m Stride length



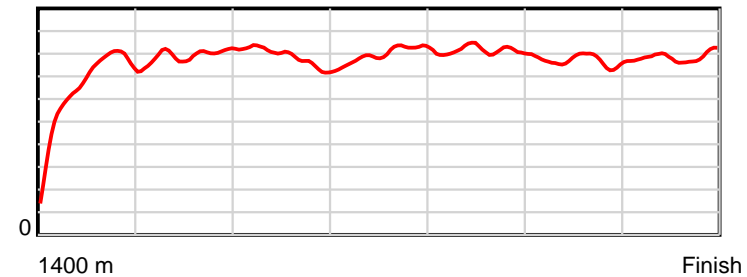
0.6 s Stride duration



20 m/sec Speed



100 % Stride efficiency



Note: Horizontal distance axis grid lines are 200m furlongs.

Disclaimer.

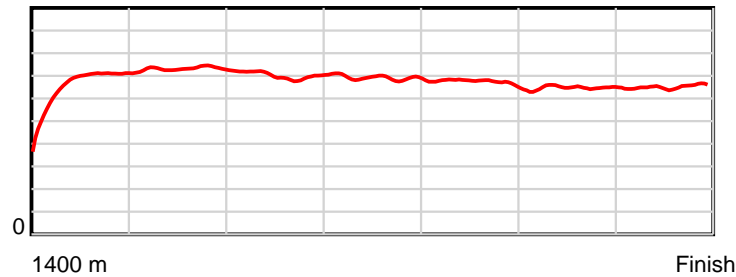
Tasracing Pty Ltd and Thoroughbred Ratings Pty Ltd accepts no responsibility for the completeness or accuracy of any of the information contained herein, and makes no representations about its suitability for any particular purpose. Users should make their own judgements about those matters and/or seek independent advice. You assume all risks associated with use of the data provided on this page.

Race Results

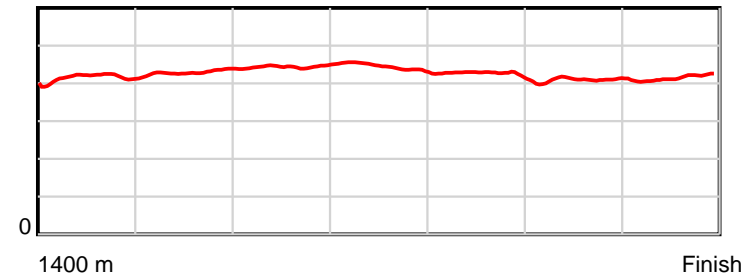
November 17, 2013, Race 3, MDN-SW, Distance 1400m, Elwick Course Proper - Offset 5m

Result	TAB no.	Horse (Barrier)	1400 to	1200m to	1000m to	800m to	600m to	400m to	200m to	Total or	Margin
3rd	13	Ritzy Bar (7)	1200m	1000m	800m	600m	400m	200m	WP	Average	
		Position in running (margin)	-	1(0.0)	1(0.0)	1(0.0)	1(0.0)	1(0.0)	2(0.1)		5.10
		Sectional time (s)	16.17	11.54	12.54	12.55	12.59	12.77	12.65		
		Cumulative time (s)	90.82	74.65	63.10	50.57	38.01	25.42	12.65	1:30.81	
		Speed (m/s)	12.37	17.33	15.95	15.94	15.89	15.66	15.81	15.41	
		Stride length (m)	5.40	7.46	7.08	7.08	6.77	6.40	6.54	6.61	
		Stride duration (s)	0.420	0.430	0.444	0.444	0.426	0.409	0.414	0.429	
		Stride efficiency (%)	45.62	86.85	78.32	78.28	71.72	64.10	66.87	68.35	
		Stride count	37.02	26.83	28.25	28.26	29.52	31.23	30.57	211.68	

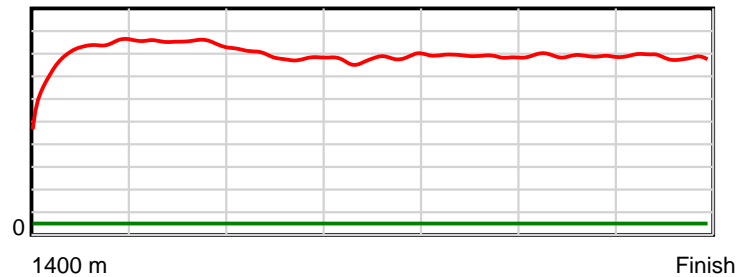
10 m Stride length



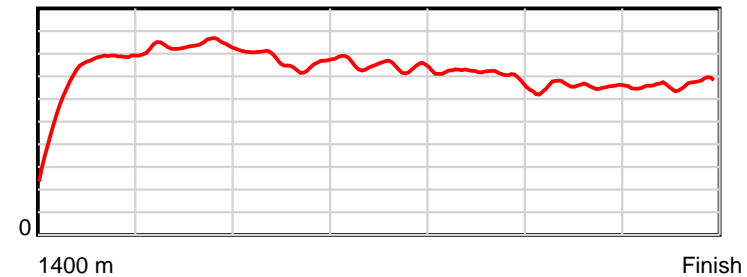
0.6 s Stride duration



20 m/sec Speed



100 % Stride efficiency



Note: Horizontal distance axis grid lines are 200m furlongs.

Disclaimer.

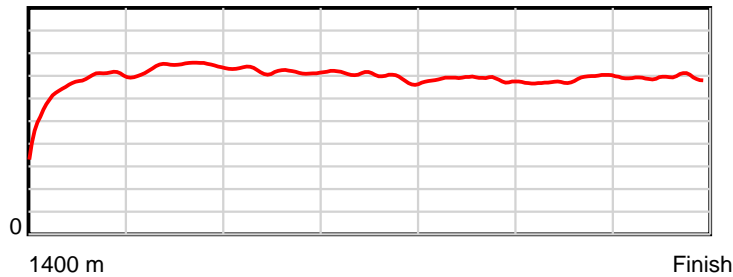
Tasracing Pty Ltd and Thoroughbred Ratings Pty Ltd accepts no responsibility for the completeness or accuracy of any of the information contained herein, and makes no representations about its suitability for any particular purpose. Users should make their own judgements about those matters and/or seek independent advice. You assume all risks associated with use of the data provided on this page.

Race Results

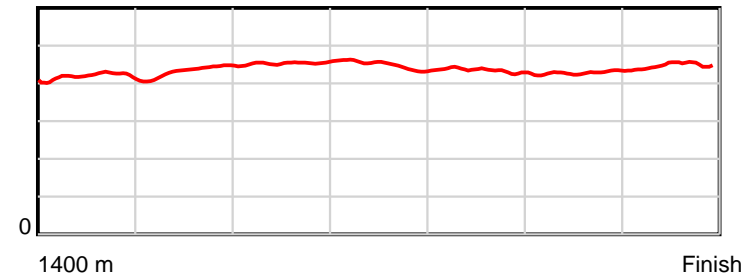
November 17, 2013, Race 3, MDN-SW, Distance 1400m, Elwick Course Proper - Offset 5m

Result	TAB no.	Horse (Barrier)	1400 to	1200m to	1000m to	800m to	600m to	400m to	200m to	Total or	Margin
4th	2	Game of Throne... (9)	1200m	1000m	800m	600m	400m	200m	WP	Average	
		Position in running (margin)	-	5(1.6)	2(1.2)	2(0.9)	2(1.3)	2(1.4)	1(0.0)		5.30
		Sectional time (s)	16.32	11.48	12.47	12.62	12.62	12.52	12.83		
		Cumulative time (s)	90.86	74.54	63.06	50.59	37.97	25.35	12.83	1:30.86	
		Speed (m/s)	12.25	17.42	16.04	15.85	15.85	15.97	15.59	15.41	
		Stride length (m)	5.14	7.57	7.27	7.10	6.89	6.83	6.96	6.73	
		Stride duration (s)	0.411	0.435	0.454	0.448	0.434	0.427	0.447	0.437	
		Stride efficiency (%)	41.34	89.61	82.63	78.84	74.09	72.92	75.69	70.77	
		Stride count	38.89	26.41	27.50	28.16	29.05	29.28	28.74	208.03	

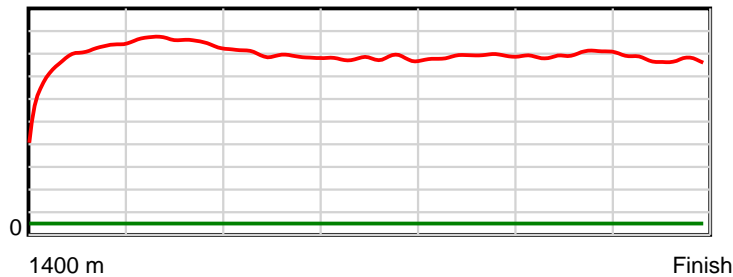
10 m Stride length



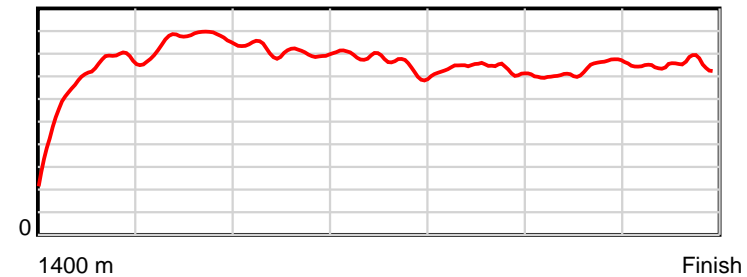
0.6 s Stride duration



20 m/sec Speed



100 % Stride efficiency



Note: Horizontal distance axis grid lines are 200m furlongs.

Disclaimer.

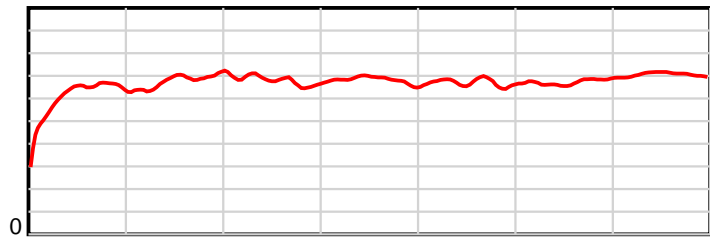
Tasracing Pty Ltd and Thoroughbred Ratings Pty Ltd accepts no responsibility for the completeness or accuracy of any of the information contained herein, and makes no representations about its suitability for any particular purpose. Users should make their own judgements about those matters and/or seek independent advice. You assume all risks associated with use of the data provided on this page.

Race Results

November 17, 2013, Race 3, MDN-SW, Distance 1400m, Elwick Course Proper - Offset 5m

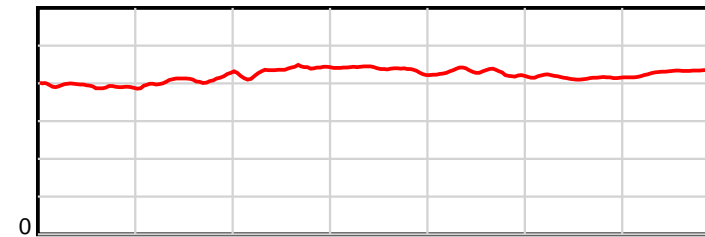
Result	TAB no.	Horse (Barrier)	1400 to	1200m to	1000m to	800m to	600m to	400m to	200m to	Total or	Margin
5th	11	Loveyoulikeine... (4)	1200m	1000m	800m	600m	400m	200m	WP	Average	
		Position in running (margin)	-	3(1.4)	5(3.2)	5(4.6)	6(6.1)	8(8.3)	7(5.1)		5.70
		Sectional time (s)	16.31	11.85	12.77	12.79	12.96	12.23	12.03		
		Cumulative time (s)	90.94	74.63	62.78	50.01	37.22	24.26	12.03	1:30.94	
		Speed (m/s)	12.26	16.88	15.66	15.64	15.43	16.35	16.63	15.39	
		Stride length (m)	5.01	6.91	6.80	6.84	6.60	6.80	7.14	6.50	
		Stride duration (s)	0.396	0.409	0.434	0.437	0.427	0.416	0.429	0.422	
		Stride efficiency (%)	39.17	74.66	72.16	73.08	68.01	72.32	79.62	66.08	
		Stride count	39.94	28.93	29.43	29.25	30.32	29.40	28.02	215.29	

10 m Stride length



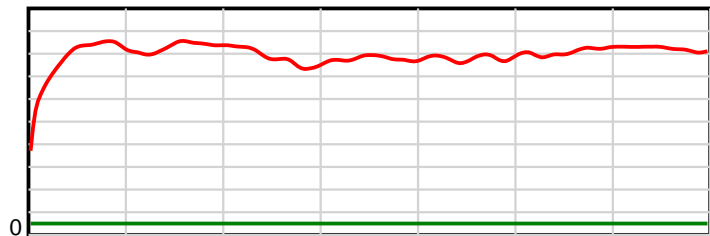
1400 m Finish

0.6 s Stride duration



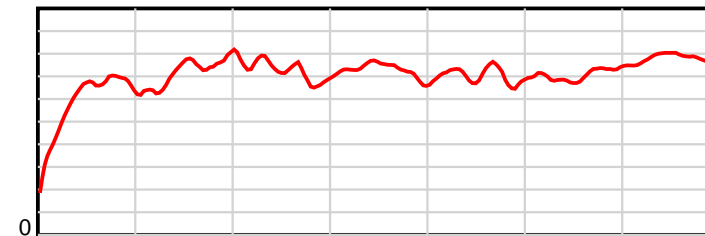
1400 m Finish

20 m/sec Speed



1400 m Finish

100 % Stride efficiency



1400 m Finish

Note: Horizontal distance axis grid lines are 200m furlongs.

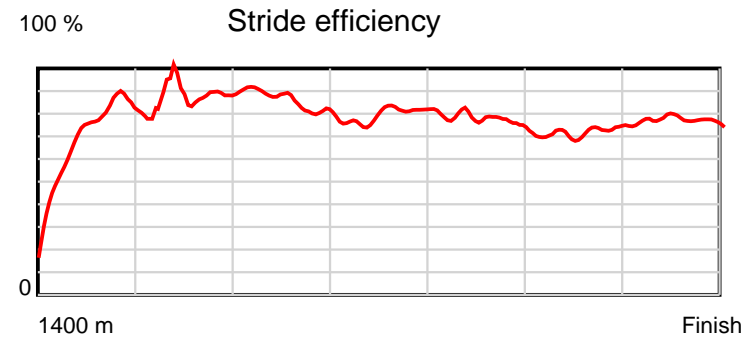
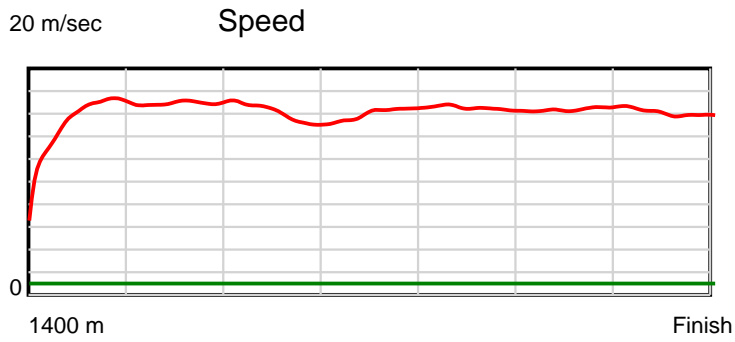
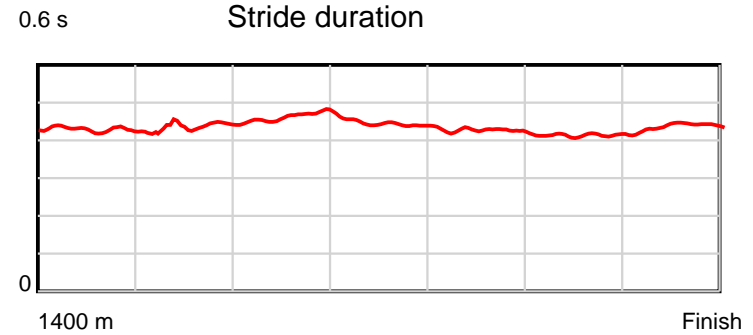
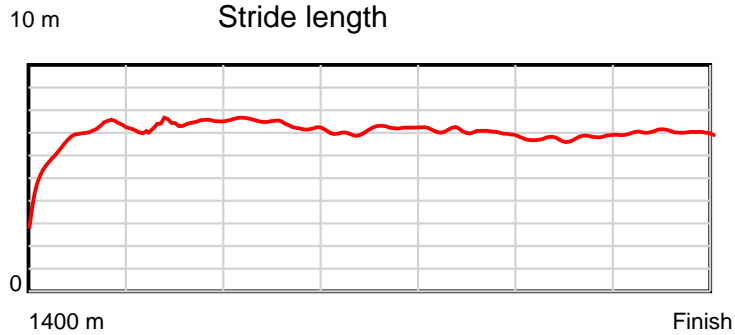
Disclaimer.

Tasracing Pty Ltd and Thoroughbred Ratings Pty Ltd accepts no responsibility for the completeness or accuracy of any of the information contained herein, and makes no representations about its suitability for any particular purpose. Users should make their own judgements about those matters and/or seek independent advice. You assume all risks associated with use of the data provided on this page.

Race Results

November 17, 2013, Race 3, MDN-SW, Distance 1400m, Elwick Course Proper - Offset 5m

Result	TAB no.	Horse (Barrier)	1400 to	1200m to	1000m to	800m to	600m to	400m to	200m to	Total or	Margin
6th	9	Lacey Azz (11)	1200m	1000m	800m	600m	400m	200m	WP	Average	
		Position in running (margin)	-	7(3.2)	6(4.4)	6(5.0)	4(4.6)	5(4.6)	4(1.7)		5.80
		Sectional time (s)	16.71	11.75	12.64	12.49	12.59	12.27	12.51		
		Cumulative time (s)	90.96	74.25	62.50	49.86	37.37	24.78	12.51	1:30.95	
		Speed (m/s)	11.97	17.02	15.82	16.01	15.89	16.30	15.99	15.39	
		Stride length (m)	5.27	7.04	7.34	7.10	6.74	6.73	6.99	6.68	
		Stride duration (s)	0.425	0.414	0.464	0.444	0.424	0.413	0.437	0.434	
		Stride efficiency (%)	43.48	77.55	84.22	78.88	70.98	70.75	76.40	69.65	
		Stride count	37.92	28.39	27.24	28.15	29.68	29.72	28.60	209.70	



Note: Horizontal distance axis grid lines are 200m furlongs.

Disclaimer.

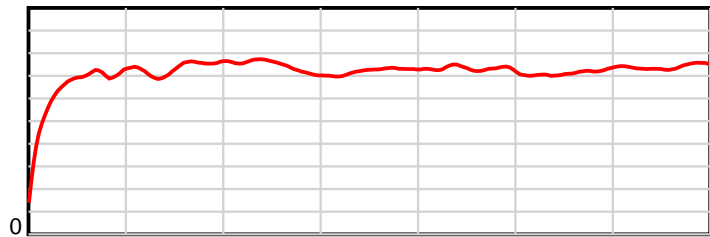
Tasracing Pty Ltd and Thoroughbred Ratings Pty Ltd accepts no responsibility for the completeness or accuracy of any of the information contained herein, and makes no representations about its suitability for any particular purpose. Users should make their own judgements about those matters and/or seek independent advice. You assume all risks associated with use of the data provided on this page.

Race Results

November 17, 2013, Race 3, MDN-SW, Distance 1400m, Elwick Course Proper - Offset 5m

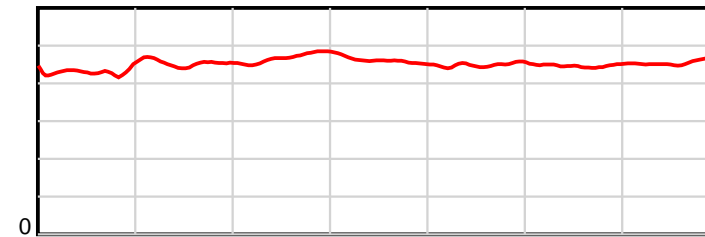
Result	TAB no.	Horse (Barrier)	1400 to	1200m to	1000m to	800m to	600m to	400m to	200m to	Total or	Margin
7th	3	Known About To... (2)	1200m	1000m	800m	600m	400m	200m	WP	Average	
		Position in running (margin)	-	6(2.0)	7(5.6)	8(7.2)	9(7.4)	6(5.8)	5(3.7)		6.30
		Sectional time (s)	16.51	12.15	12.81	12.59	12.33	12.40	12.29		
		Cumulative time (s)	91.06	74.55	62.40	49.60	37.01	24.68	12.29	1:31.06	
		Speed (m/s)	12.11	16.46	15.61	15.89	16.22	16.13	16.27	15.37	
		Stride length (m)	5.44	7.44	7.36	7.28	7.28	7.21	7.46	6.99	
		Stride duration (s)	0.433	0.452	0.471	0.458	0.449	0.447	0.458	0.455	
		Stride efficiency (%)	46.28	86.42	84.63	82.77	82.90	81.12	87.03	76.33	
		Stride count	36.75	26.89	27.18	27.48	27.46	27.76	26.80	200.32	

10 m Stride length



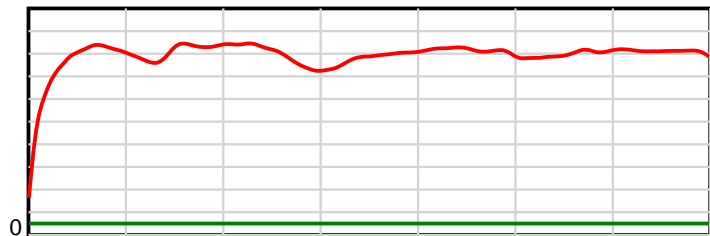
1400 m Finish

0.6 s Stride duration



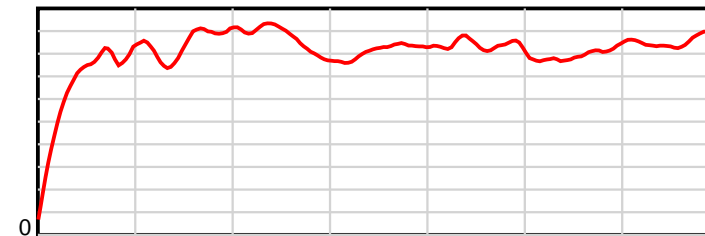
1400 m Finish

20 m/sec Speed



1400 m Finish

100 % Stride efficiency



1400 m Finish

Note: Horizontal distance axis grid lines are 200m furlongs.

Disclaimer.

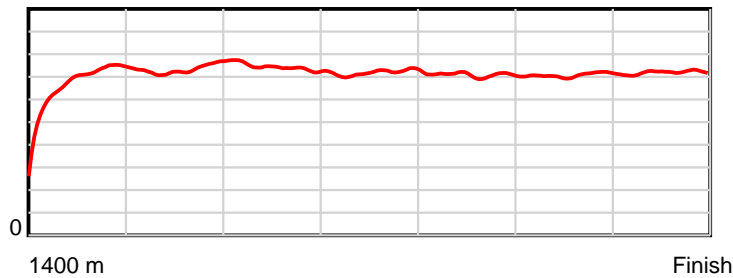
Tasracing Pty Ltd and Thoroughbred Ratings Pty Ltd accepts no responsibility for the completeness or accuracy of any of the information contained herein, and makes no representations about its suitability for any particular purpose. Users should make their own judgements about those matters and/or seek independent advice. You assume all risks associated with use of the data provided on this page.

Race Results

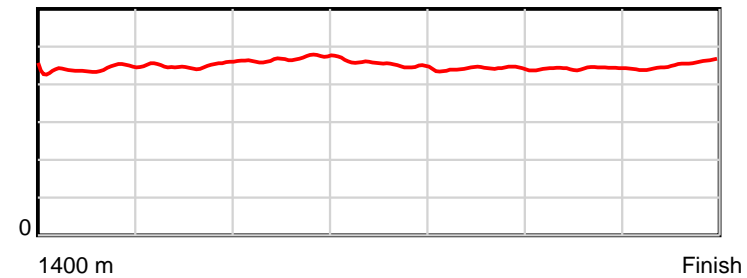
November 17, 2013, Race 3, MDN-SW, Distance 1400m, Elwick Course Proper - Offset 5m

Result	TAB no.	Horse (Barrier)	1400 to	1200m to	1000m to	800m to	600m to	400m to	200m to	Total or	Margin
8th	16	Mikayla's Boy (8)	1200m	1000m	800m	600m	400m	200m	WP	Average	
		Position in running (margin)	-	8(3.6)	8(6.4)	7(6.4)	5(5.9)	7(6.1)	8(5.7)		8.80
		Sectional time (s)	16.71	12.02	12.55	12.47	12.62	12.68	12.52		
		Cumulative time (s)	91.56	74.85	62.84	50.29	37.82	25.20	12.52	1:31.56	
		Speed (m/s)	11.97	16.64	15.94	16.04	15.85	15.77	15.97	15.29	
		Stride length (m)	5.54	7.51	7.46	7.26	6.99	6.98	7.24	6.93	
		Stride duration (s)	0.446	0.451	0.468	0.453	0.441	0.442	0.453	0.453	
		Stride efficiency (%)	47.93	88.03	87.07	82.43	76.41	76.14	81.86	75.08	
		Stride count	36.11	26.65	26.79	27.54	28.60	28.65	27.63	201.97	

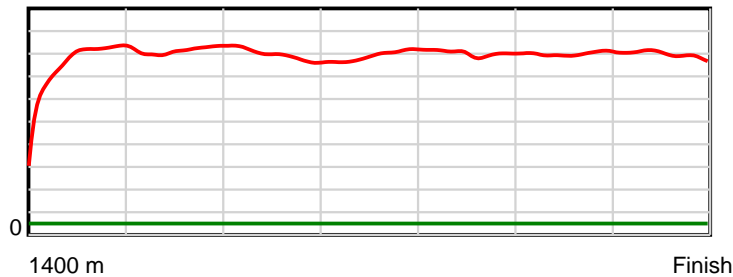
10 m Stride length



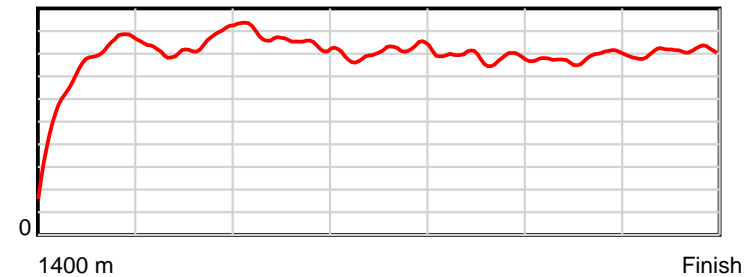
0.6 s Stride duration



20 m/sec Speed



100 % Stride efficiency



Note: Horizontal distance axis grid lines are 200m furlongs.

Disclaimer.

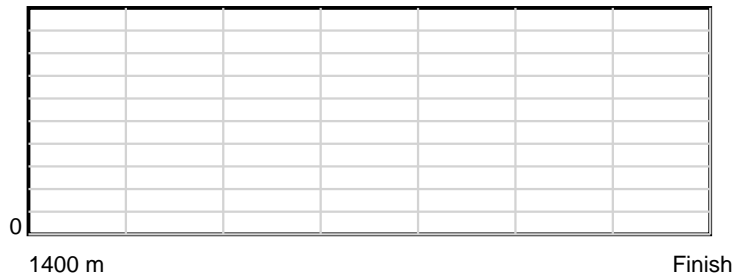
Tasracing Pty Ltd and Thoroughbred Ratings Pty Ltd accepts no responsibility for the completeness or accuracy of any of the information contained herein, and makes no representations about its suitability for any particular purpose. Users should make their own judgements about those matters and/or seek independent advice. You assume all risks associated with use of the data provided on this page.

Race Results


November 17, 2013, Race 3, MDN-SW, Distance 1400m, Elwick Course Proper - Offset 5m

Result	TAB no.	Horse (Barrier)	1400 to	1200m to	1000m to	800m to	600m to	400m to	200m to	Total or	Margin
9th	10	Lady Spencer (3)									
		Position in running (margin)									
		Sectional time (s)									
		Cumulative time (s)									
		Speed (m/s)									
		Stride length (m)									
		Stride duration (s)									
		Stride efficiency (%)									
		Stride count									

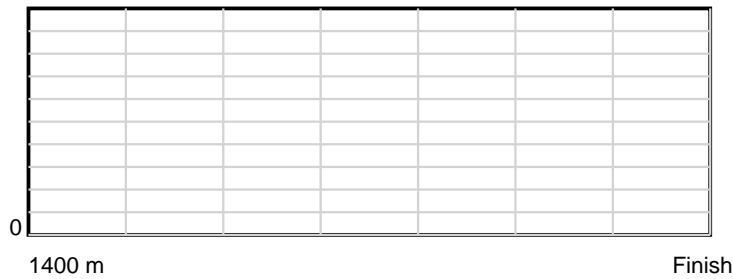
10 m Stride length



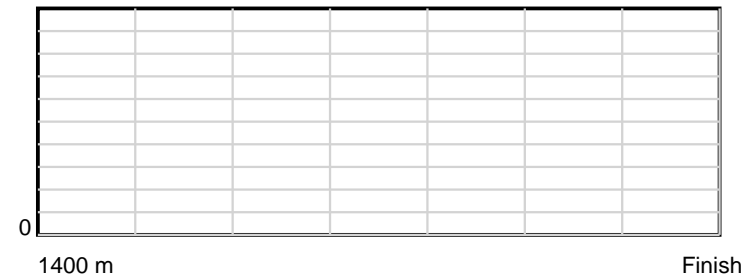
0.6 s Stride duration



20 m/sec Speed



100 % Stride efficiency



Note: Horizontal distance axis grid lines are 200m furlongs.

Disclaimer.

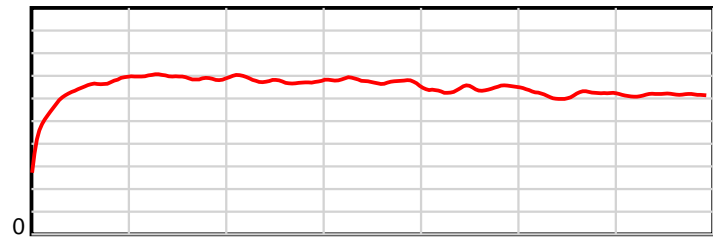
Tasracing Pty Ltd and Thoroughbred Ratings Pty Ltd accepts no responsibility for the completeness or accuracy of any of the information contained herein, and makes no representations about its suitability for any particular purpose. Users should make their own judgements about those matters and/or seek independent advice. You assume all risks associated with use of the data provided on this page.

Race Results

November 17, 2013, Race 3, MDN-SW, Distance 1400m, Elwick Course Proper - Offset 5m

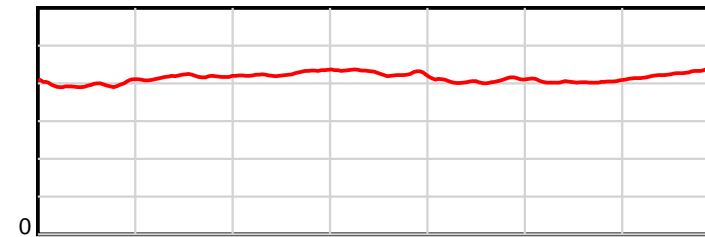
Result	TAB no.	Horse (Barrier)	1400 to	1200m to	1000m to	800m to	600m to	400m to	200m to	Total or	Margin
10th	15	Lacey Blue (5)	1200m	1000m	800m	600m	400m	200m	WP	Average	
		Position in running (margin)	-	2(0.9)	3(2.4)	3(2.5)	3(2.7)	3(2.2)	6(3.9)		16.40
		Sectional time (s)	16.78	11.80	12.55	12.58	12.52	13.04	13.83		
		Cumulative time (s)	93.10	76.32	64.51	51.97	39.39	26.87	13.83	1:33.09	
		Speed (m/s)	11.92	16.95	15.94	15.90	15.97	15.34	14.46	15.04	
		Stride length (m)	5.05	7.08	6.80	6.79	6.49	6.21	6.19	6.31	
		Stride duration (s)	0.396	0.418	0.427	0.427	0.406	0.405	0.428	0.419	
		Stride efficiency (%)	39.91	78.28	72.34	71.94	65.89	60.20	59.96	62.13	
		Stride count	39.57	28.26	29.40	29.48	30.80	32.22	32.29	222.02	

10 m Stride length



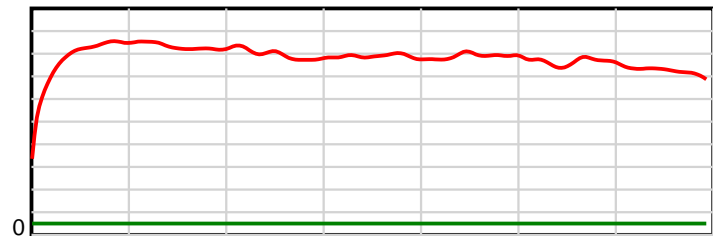
1400 m Finish

0.6 s Stride duration



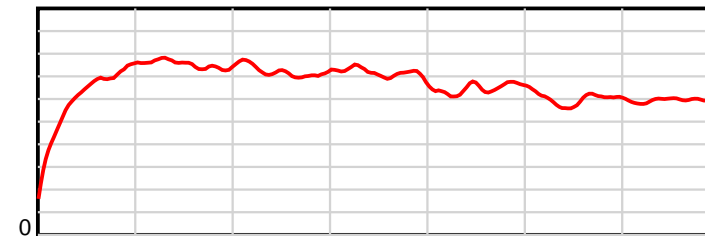
1400 m Finish

20 m/sec Speed



1400 m Finish

100 % Stride efficiency



1400 m Finish

Note: Horizontal distance axis grid lines are 200m furlongs.

Disclaimer.

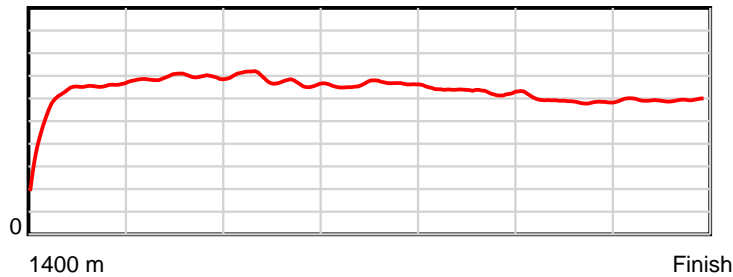
Tasracing Pty Ltd and Thoroughbred Ratings Pty Ltd accepts no responsibility for the completeness or accuracy of any of the information contained herein, and makes no representations about its suitability for any particular purpose. Users should make their own judgements about those matters and/or seek independent advice. You assume all risks associated with use of the data provided on this page.

Race Results

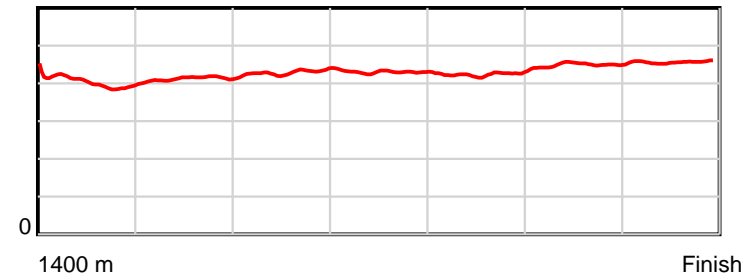
November 17, 2013, Race 3, MDN-SW, Distance 1400m, Elwick Course Proper - Offset 5m

Result	TAB no.	Horse (Barrier)	1400 to	1200m to	1000m to	800m to	600m to	400m to	200m to	Total or	Margin
11th	4	Mikaylas Taddy (1)	1200m	1000m	800m	600m	400m	200m	WP	Average	
		Position in running (margin)	-	4(1.5)	4(3.0)	4(3.9)	7(6.1)	9(9.7)	9(23.1)		46.20
		Sectional time (s)	19.06	11.79	12.68	12.92	13.20	14.99	15.06		
		Cumulative time (s)	99.70	80.64	68.84	56.16	43.24	30.05	15.06	1:39.70	
		Speed (m/s)	10.49	16.96	15.77	15.48	15.15	13.34	13.28	14.04	
		Stride length (m)	5.10	7.00	6.78	6.64	6.42	5.99	6.07	6.23	
		Stride duration (s)	0.404	0.413	0.430	0.429	0.424	0.449	0.457	0.443	
		Stride efficiency (%)	40.69	76.63	71.87	68.94	64.39	56.03	57.55	60.57	
		Stride count	39.19	28.56	29.49	30.11	31.16	33.40	32.96	224.87	

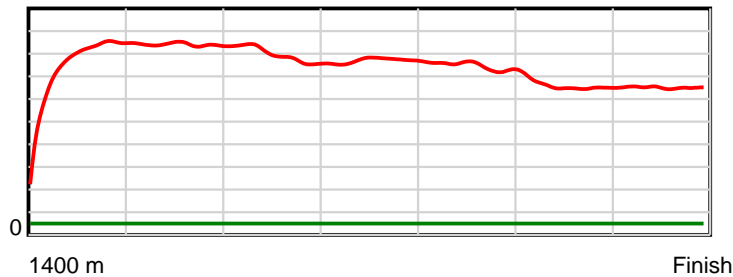
10 m Stride length



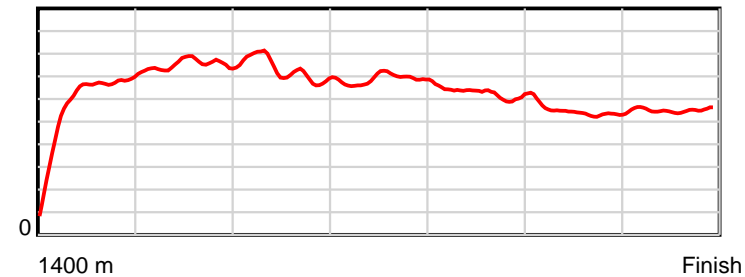
0.6 s Stride duration



20 m/sec Speed



100 % Stride efficiency



Note: Horizontal distance axis grid lines are 200m furlongs.

Disclaimer.

Tasracing Pty Ltd and Thoroughbred Ratings Pty Ltd accepts no responsibility for the completeness or accuracy of any of the information contained herein, and makes no representations about its suitability for any particular purpose. Users should make their own judgements about those matters and/or seek independent advice. You assume all risks associated with use of the data provided on this page.