



Race Results

Tasmanian Racing Club, Hobart, November 17, 2013

Compilation date: November 18, 2013, 8:59:24 AM (EST)

Copyright © 2013 Tasracing Pty Ltd. All rights reserved.

Trademarks.

StrideMASTER is a registered trademark of Thoroughbred Ratings Pty Ltd.

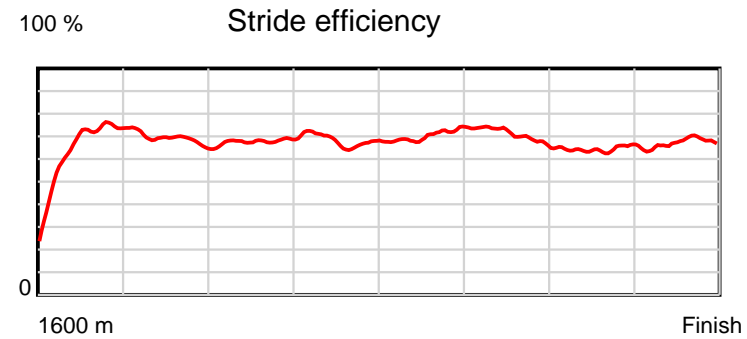
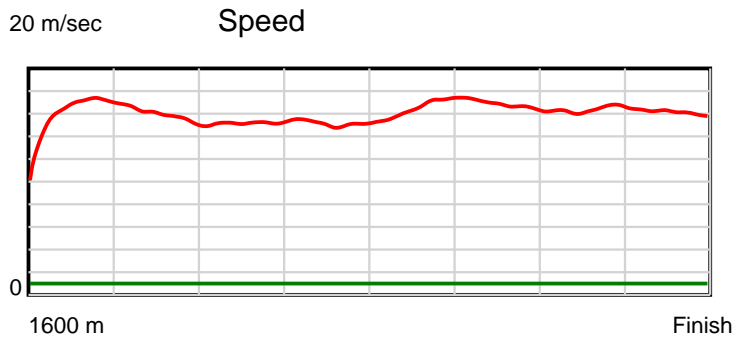
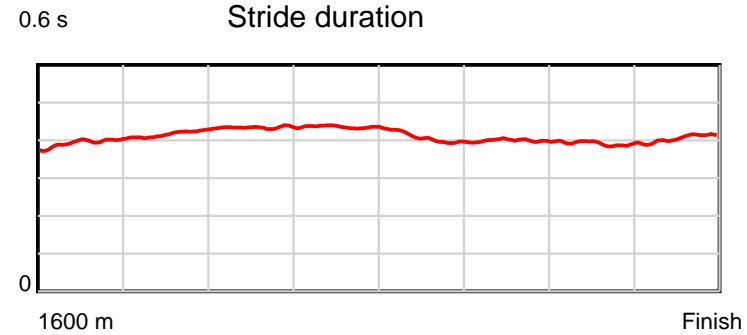
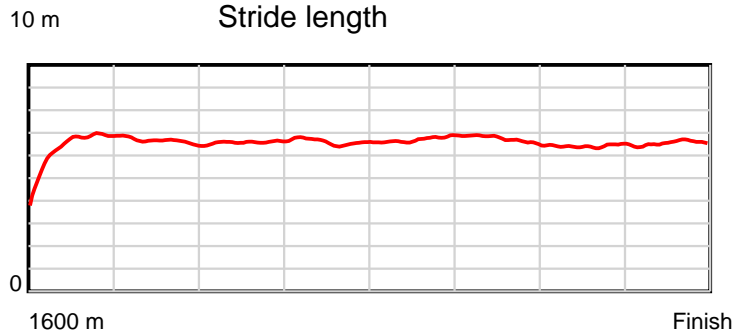
Disclaimer.

Tasracing Pty Ltd and Thoroughbred Ratings Pty Ltd accepts no responsibility for the completeness or accuracy of any of the information contained herein, and makes no representations about its suitability for any particular purpose. Users should make their own judgements about those matters and/or seek independent advice. You assume all risks associated with use of the data provided on this page.

Race Results

November 17, 2013, Race 4, MDN/CL1-SW, Distance 1600m, Elwick Course Proper - Offset 5m

Result	TAB no.	Horse (Barrier)	1600 to	1400m to	1200m to	1000m to	800m to	600m to	400m to	200m to	Total or	Margin
1st	6	Miss It And a ... (4)	1400m	1200m	1000m	800m	600m	400m	200m	WP	Average	
		Position in running (margin)	-	1(0.0)	1(0.0)	1(0.0)	1(0.0)	1(0.0)	1(0.0)	1(0.0)		0.00
		Sectional time (s)	15.97	12.40	13.13	13.25	12.00	12.15	12.27	12.39		
		Cumulative time (s)	103.55	87.58	75.18	62.05	48.80	36.80	24.65	12.39	1:43.55	
		Speed (m/s)	12.52	16.13	15.23	15.09	16.67	16.46	16.30	16.14	15.45	
		Stride length (m)	5.19	6.74	6.60	6.58	6.78	6.57	6.39	6.56	6.39	
		Stride duration (s)	0.406	0.418	0.434	0.436	0.407	0.399	0.392	0.406	0.413	
		Stride efficiency (%)	42.11	71.06	68.16	67.67	71.77	67.51	63.79	67.26	63.71	
		Stride count	38.53	29.66	30.28	30.39	29.51	30.43	31.30	30.48	250.58	



Note: Horizontal distance axis grid lines are 200m furlongs.

Disclaimer.

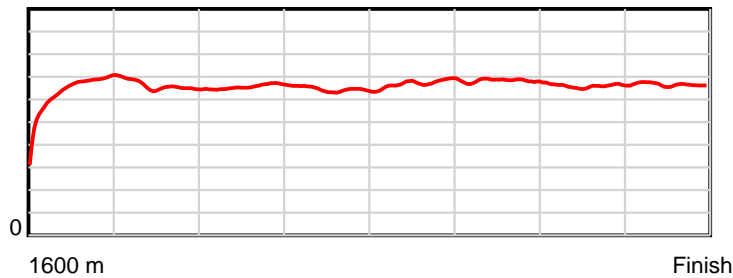
Tasracing Pty Ltd and Thoroughbred Ratings Pty Ltd accepts no responsibility for the completeness or accuracy of any of the information contained herein, and makes no representations about its suitability for any particular purpose. Users should make their own judgements about those matters and/or seek independent advice. You assume all risks associated with use of the data provided on this page.

Race Results

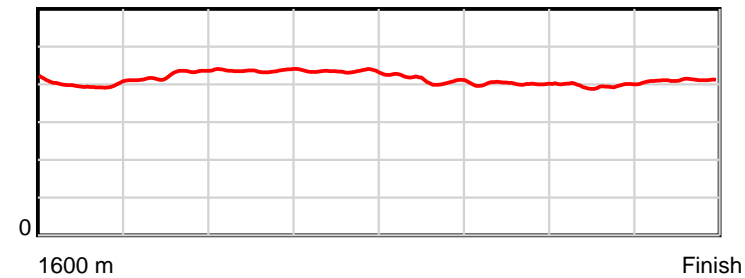
November 17, 2013, Race 4, MDN/CL1-SW, Distance 1600m, Elwick Course Proper - Offset 5m

Result	TAB no.	Horse (Barrier)	1600 to	1400m to	1200m to	1000m to	800m to	600m to	400m to	200m to	Total or	Margin
2nd	10	Weekend Winner (5)	1400m	1200m	1000m	800m	600m	400m	200m	WP	Average	
		Position in running (margin)	-	4(3.1)	6(4.5)	6(4.7)	6(5.6)	6(6.8)	6(6.3)	5(5.7)		4.30
		Sectional time (s)	16.51	12.64	13.17	13.40	12.21	12.06	12.17	12.23		
		Cumulative time (s)	104.39	87.88	75.24	62.07	48.67	36.46	24.40	12.23	1:44.39	
		Speed (m/s)	12.11	15.82	15.19	14.93	16.38	16.58	16.43	16.35	15.33	
		Stride length (m)	5.01	6.72	6.64	6.49	6.77	6.65	6.51	6.72	6.38	
		Stride duration (s)	0.404	0.425	0.437	0.435	0.413	0.401	0.396	0.411	0.416	
		Stride efficiency (%)	39.20	70.64	68.80	65.73	71.54	69.16	66.21	70.54	63.61	
		Stride count	39.93	29.75	30.14	30.84	29.56	30.06	30.73	29.77	250.78	

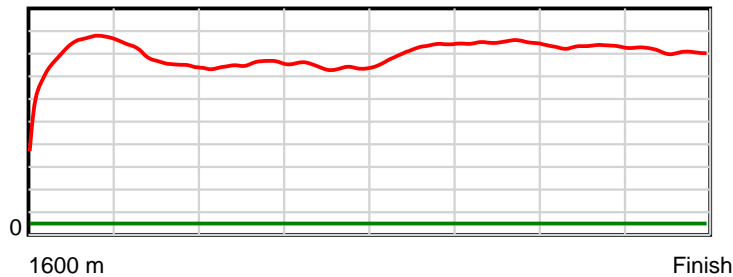
10 m Stride length



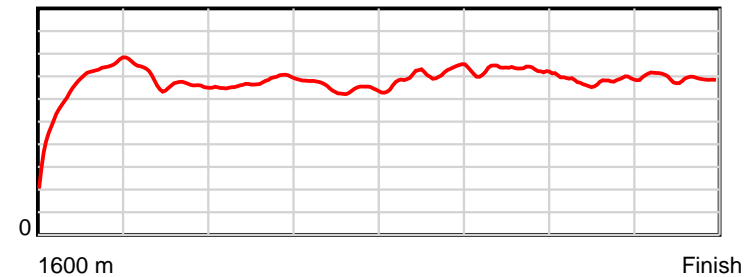
0.6 s Stride duration



20 m/sec Speed



100 % Stride efficiency



Note: Horizontal distance axis grid lines are 200m furlongs.

Disclaimer.

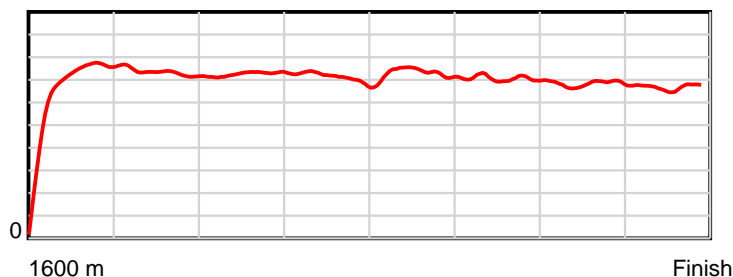
Tasracing Pty Ltd and Thoroughbred Ratings Pty Ltd accepts no responsibility for the completeness or accuracy of any of the information contained herein, and makes no representations about its suitability for any particular purpose. Users should make their own judgements about those matters and/or seek independent advice. You assume all risks associated with use of the data provided on this page.

Race Results

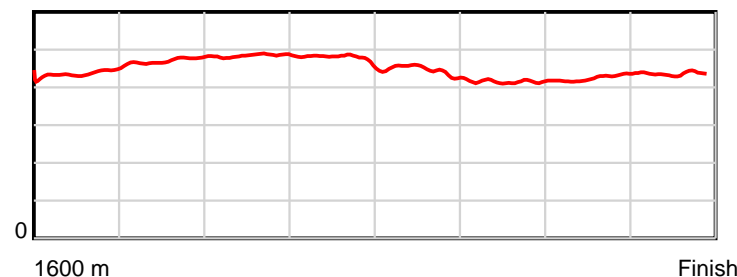
November 17, 2013, Race 4, MDN/CL1-SW, Distance 1600m, Elwick Course Proper - Offset 5m

Result	TAB no.	Horse (Barrier)	1600 to	1400m to	1200m to	1000m to	800m to	600m to	400m to	200m to	Total or	Margin
3rd	8	Chips (6)	1400m	1200m	1000m	800m	600m	400m	200m	WP	Average	
		Position in running (margin)	-	3(2.5)	2(2.1)	2(1.7)	2(2.0)	3(2.7)	3(2.2)	3(2.4)		4.80
		Sectional time (s)	16.57	12.34	13.06	13.30	12.12	12.07	12.29	12.74		
		Cumulative time (s)	104.49	87.92	75.58	62.52	49.22	37.10	25.03	12.74	1:44.48	
		Speed (m/s)	12.07	16.21	15.31	15.04	16.50	16.57	16.27	15.70	15.31	
		Stride length (m)	5.44	7.65	7.41	7.20	7.35	6.87	6.89	6.85	6.89	
		Stride duration (s)	0.439	0.472	0.484	0.479	0.445	0.414	0.424	0.436	0.450	
		Stride efficiency (%)	46.18	91.34	85.70	80.97	84.47	73.68	74.22	73.22	74.13	
		Stride count	36.79	26.16	27.01	27.78	27.20	29.13	29.02	29.22	232.31	

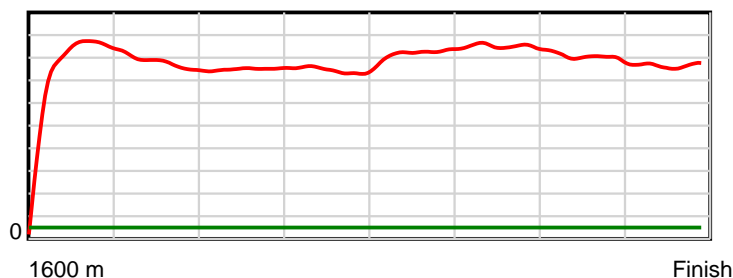
10 m Stride length



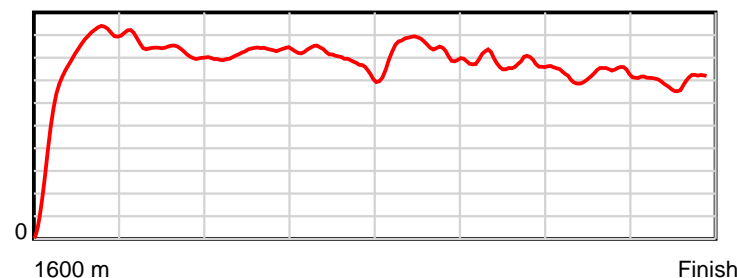
0.6 s Stride duration



20 m/sec Speed



100 % Stride efficiency



Note: Horizontal distance axis grid lines are 200m furlongs.

Disclaimer.

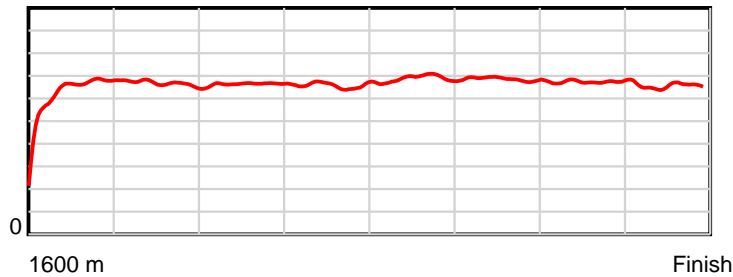
Tasracing Pty Ltd and Thoroughbred Ratings Pty Ltd accepts no responsibility for the completeness or accuracy of any of the information contained herein, and makes no representations about its suitability for any particular purpose. Users should make their own judgements about those matters and/or seek independent advice. You assume all risks associated with use of the data provided on this page.

Race Results

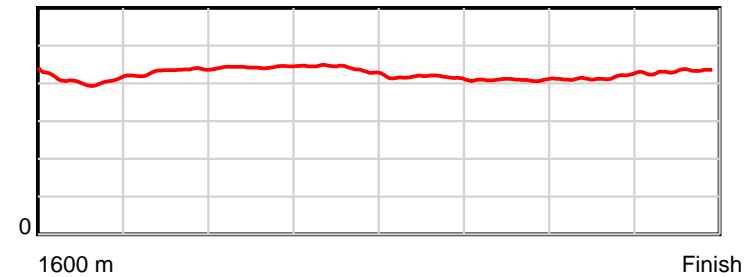
November 17, 2013, Race 4, MDN/CL1-SW, Distance 1600m, Elwick Course Proper - Offset 5m

Result	TAB no.	Horse (Barrier)	1600 to	1400m to	1200m to	1000m to	800m to	600m to	400m to	200m to	Total or	Margin
4th	4	Incumblonde (1)	1400m	1200m	1000m	800m	600m	400m	200m	WP	Average	
		Position in running (margin)	-	2(2.2)	3(2.4)	3(2.5)	3(2.3)	2(2.3)	2(1.5)	2(1.7)		5.00
		Sectional time (s)	16.42	12.43	13.15	13.23	11.99	12.01	12.31	13.00		
		Cumulative time (s)	104.53	88.11	75.69	62.54	49.31	37.32	25.31	13.00	1:44.53	
		Speed (m/s)	12.18	16.09	15.21	15.12	16.68	16.65	16.25	15.38	15.31	
		Stride length (m)	5.13	6.97	6.74	6.66	6.95	6.81	6.73	6.65	6.52	
		Stride duration (s)	0.409	0.433	0.443	0.440	0.417	0.409	0.414	0.432	0.426	
		Stride efficiency (%)	41.07	75.86	71.00	69.29	75.41	72.52	70.76	69.00	66.43	
		Stride count	39.01	28.70	29.67	30.04	28.79	29.36	29.72	30.10	245.39	

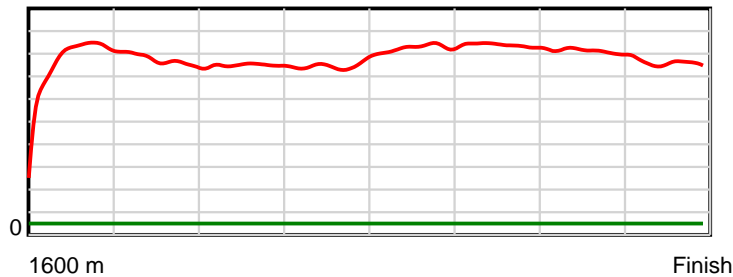
10 m Stride length



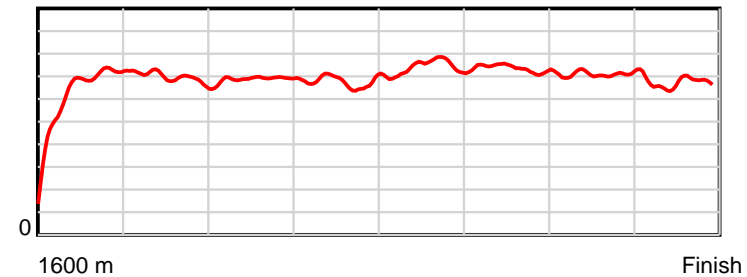
0.6 s Stride duration



20 m/sec Speed



100 % Stride efficiency



Note: Horizontal distance axis grid lines are 200m furlongs.

Disclaimer.

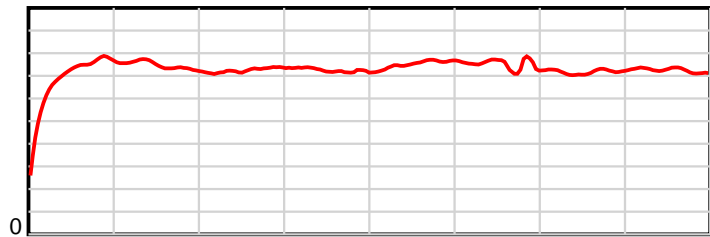
Tasracing Pty Ltd and Thoroughbred Ratings Pty Ltd accepts no responsibility for the completeness or accuracy of any of the information contained herein, and makes no representations about its suitability for any particular purpose. Users should make their own judgements about those matters and/or seek independent advice. You assume all risks associated with use of the data provided on this page.

Race Results

November 17, 2013, Race 4, MDN/CL1-SW, Distance 1600m, Elwick Course Proper - Offset 5m

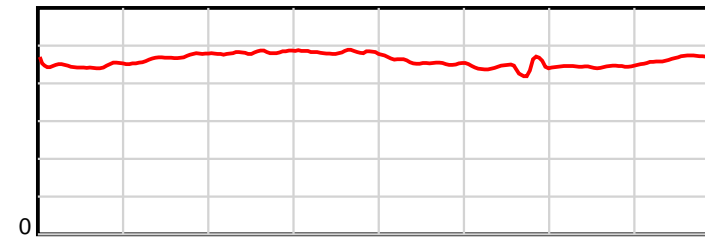
Result	TAB no.	Horse (Barrier)	1600 to	1400m to	1200m to	1000m to	800m to	600m to	400m to	200m to	Total or	Margin
5th	1	Testa Gee Gee (2)	1400m	1200m	1000m	800m	600m	400m	200m	WP	Average	
		Position in running (margin)	-	5(3.3)	4(3.4)	4(2.8)	4(2.7)	4(3.6)	5(4.6)	4(4.8)		7.30
		Sectional time (s)	16.90	12.43	13.03	13.23	12.16	12.31	12.30	12.63		
		Cumulative time (s)	104.99	88.09	75.66	62.63	49.40	37.24	24.93	12.63	1:44.98	
		Speed (m/s)	11.84	16.09	15.35	15.12	16.45	16.25	16.26	15.84	15.24	
		Stride length (m)	5.76	7.55	7.39	7.26	7.50	7.07	7.24	7.38	7.09	
		Stride duration (s)	0.465	0.469	0.482	0.480	0.456	0.435	0.445	0.466	0.466	
		Stride efficiency (%)	51.76	89.16	85.40	82.47	87.79	78.09	81.89	85.04	78.66	
		Stride count	34.75	26.48	27.05	27.53	26.68	28.29	27.63	27.11	225.52	

10 m Stride length



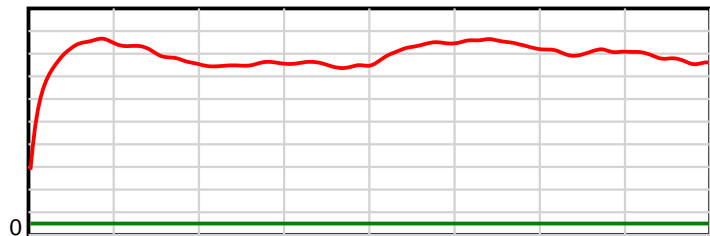
1600 m Finish

0.6 s Stride duration



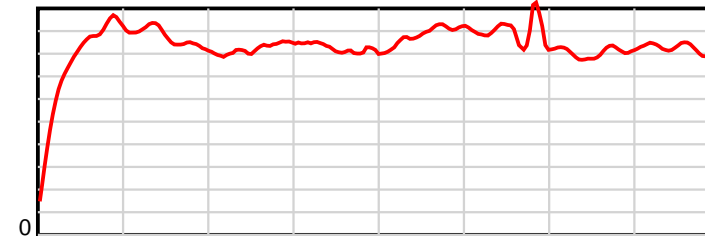
1600 m Finish

20 m/sec Speed



1600 m Finish

100 % Stride efficiency



1600 m Finish

Note: Horizontal distance axis grid lines are 200m furlongs.

Disclaimer.

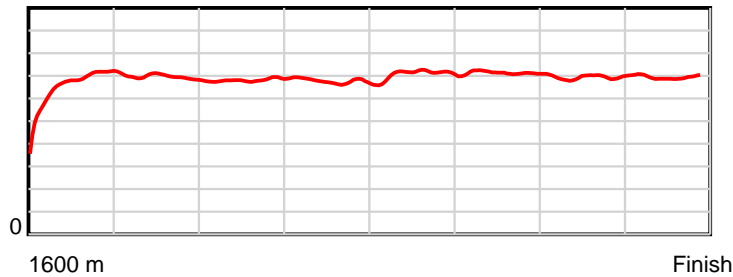
Tasracing Pty Ltd and Thoroughbred Ratings Pty Ltd accepts no responsibility for the completeness or accuracy of any of the information contained herein, and makes no representations about its suitability for any particular purpose. Users should make their own judgements about those matters and/or seek independent advice. You assume all risks associated with use of the data provided on this page.

Race Results

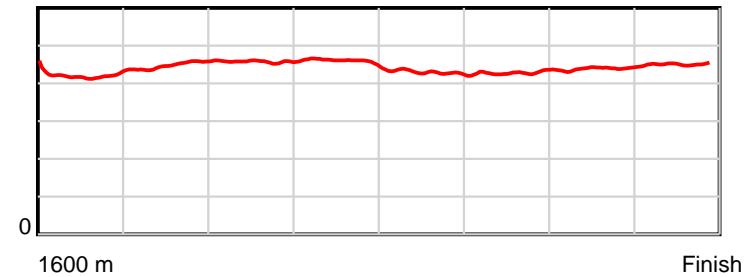
November 17, 2013, Race 4, MDN/CL1-SW, Distance 1600m, Elwick Course Proper - Offset 5m

Result	TAB no.	Horse (Barrier)	1600 to	1400m to	1200m to	1000m to	800m to	600m to	400m to	200m to	Total or	Margin
6th	2	Cosmic Dane (3)	1400m	1200m	1000m	800m	600m	400m	200m	WP	Average	
		Position in running (margin)	-	6(3.4)	5(3.6)	5(3.6)	5(4.4)	5(3.7)	4(4.1)	6(5.8)		9.60
		Sectional time (s)	17.00	12.43	13.13	13.39	11.88	12.21	12.56	12.85		
		Cumulative time (s)	105.45	88.45	76.02	62.89	49.50	37.62	25.41	12.85	1:45.45	
		Speed (m/s)	11.77	16.09	15.23	14.94	16.84	16.38	15.92	15.56	15.17	
		Stride length (m)	5.46	7.22	6.97	6.88	7.24	6.99	6.98	7.01	6.79	
		Stride duration (s)	0.441	0.448	0.457	0.460	0.430	0.427	0.438	0.451	0.448	
		Stride efficiency (%)	46.60	81.37	75.84	73.91	82.02	76.28	76.20	76.87	72.12	
		Stride count	36.62	27.72	28.71	29.08	27.61	28.63	28.64	28.51	235.52	

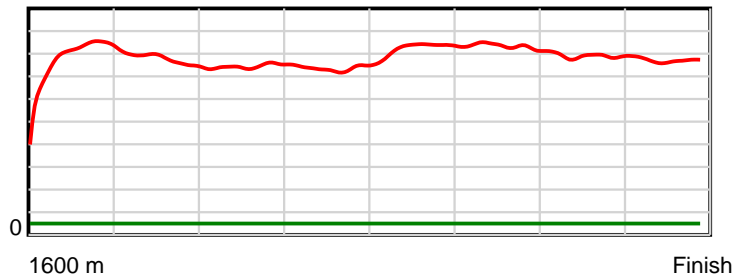
10 m Stride length



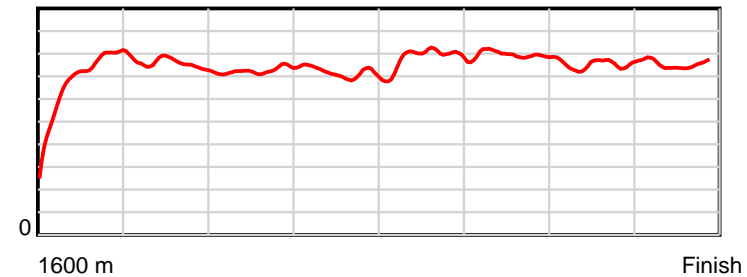
0.6 s Stride duration



20 m/sec Speed



100 % Stride efficiency



Note: Horizontal distance axis grid lines are 200m furlongs.

Disclaimer.

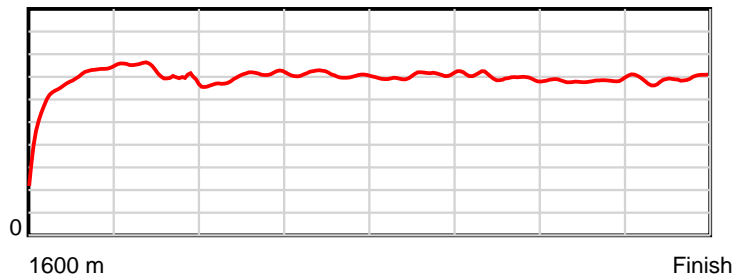
Tasracing Pty Ltd and Thoroughbred Ratings Pty Ltd accepts no responsibility for the completeness or accuracy of any of the information contained herein, and makes no representations about its suitability for any particular purpose. Users should make their own judgements about those matters and/or seek independent advice. You assume all risks associated with use of the data provided on this page.

Race Results

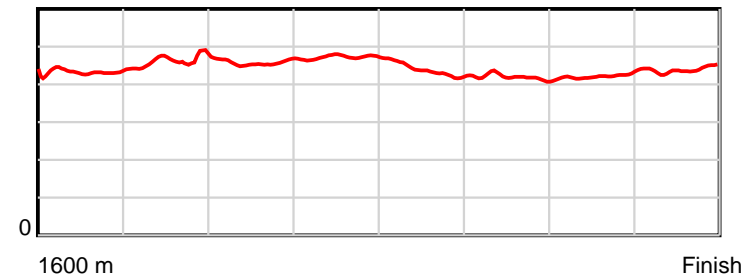
November 17, 2013, Race 4, MDN/CL1-SW, Distance 1600m, Elwick Course Proper - Offset 5m

Result	TAB no.	Horse (Barrier)	1600 to	1400m to	1200m to	1000m to	800m to	600m to	400m to	200m to	Total or	Margin
7th	9	Delightful Wee... (7)	1400m	1200m	1000m	800m	600m	400m	200m	WP	Average	
		Position in running (margin)	-	7(3.6)	8(6.7)	7(5.4)	7(6.6)	7(7.9)	7(9.0)	7(9.1)		12.90
		Sectional time (s)	17.40	12.92	12.92	13.44	12.21	12.33	12.28	12.61		
		Cumulative time (s)	106.12	88.72	75.80	62.88	49.44	37.23	24.89	12.61	1:46.12	
		Speed (m/s)	11.50	15.48	15.48	14.88	16.38	16.22	16.29	15.86	15.08	
		Stride length (m)	5.36	7.03	7.09	7.02	7.14	6.77	6.90	6.98	6.73	
		Stride duration (s)	0.434	0.454	0.458	0.472	0.436	0.418	0.423	0.440	0.446	
		Stride efficiency (%)	44.84	77.18	78.62	77.01	79.69	71.63	74.32	76.13	70.81	
		Stride count	37.33	28.46	28.20	28.49	28.01	29.54	29.00	28.65	237.68	

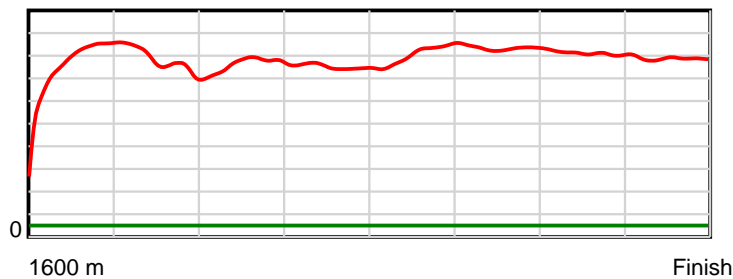
10 m Stride length



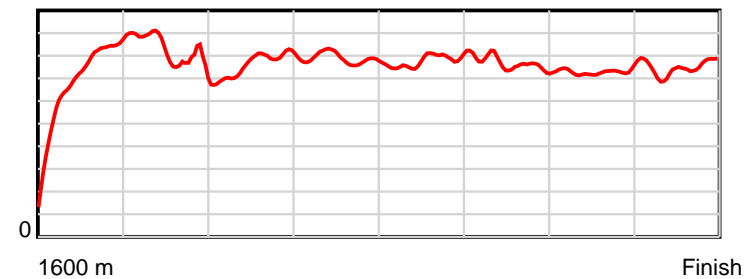
0.6 s Stride duration



20 m/sec Speed



100 % Stride efficiency



Note: Horizontal distance axis grid lines are 200m furlongs.

Disclaimer.

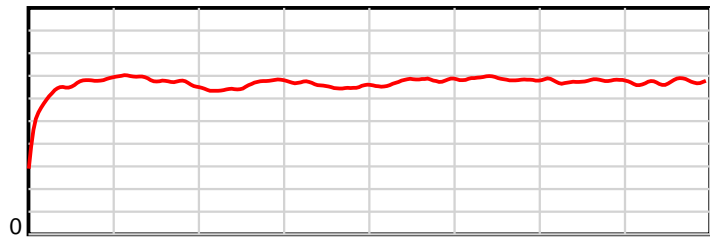
Tasracing Pty Ltd and Thoroughbred Ratings Pty Ltd accepts no responsibility for the completeness or accuracy of any of the information contained herein, and makes no representations about its suitability for any particular purpose. Users should make their own judgements about those matters and/or seek independent advice. You assume all risks associated with use of the data provided on this page.

Race Results

November 17, 2013, Race 4, MDN/CL1-SW, Distance 1600m, Elwick Course Proper - Offset 5m

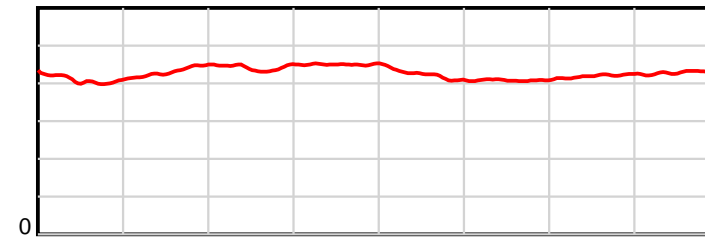
Result	TAB no.	Horse (Barrier)	1600 to	1400m to	1200m to	1000m to	800m to	600m to	400m to	200m to	Total or	Margin
8th	7	Rum Trader (9)	1400m	1200m	1000m	800m	600m	400m	200m	WP	Average	
		Position in running (margin)	-	8(4.6)	7(5.7)	8(6.7)	9(8.4)	8(10.1)	8(9.9)	8(10.6)		13.40
		Sectional time (s)	17.40	12.58	13.30	13.54	12.27	12.12	12.38	12.62		
		Cumulative time (s)	106.22	88.82	76.24	62.93	49.40	37.12	25.00	12.62	1:46.22	
		Speed (m/s)	11.50	15.90	15.04	14.77	16.30	16.50	16.16	15.85	15.06	
		Stride length (m)	5.07	6.90	6.65	6.65	6.89	6.73	6.78	6.80	6.50	
		Stride duration (s)	0.412	0.434	0.442	0.450	0.423	0.408	0.420	0.429	0.431	
		Stride efficiency (%)	40.17	74.36	69.01	69.08	74.09	70.75	71.87	72.29	65.95	
		Stride count	39.45	28.99	30.10	30.08	29.05	29.72	29.49	29.41	246.29	

10 m Stride length



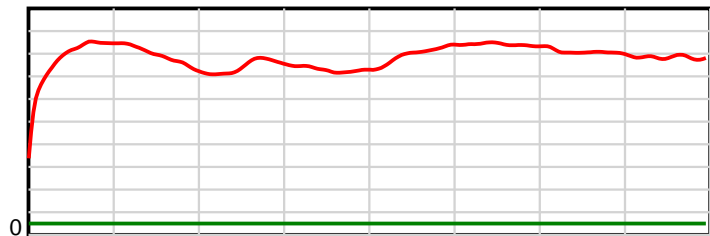
1600 m Finish

0.6 s Stride duration



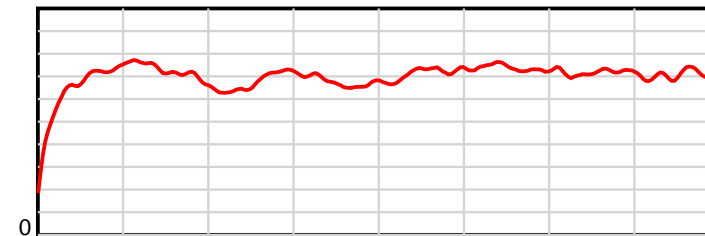
1600 m Finish

20 m/sec Speed



1600 m Finish

100 % Stride efficiency



1600 m Finish

Note: Horizontal distance axis grid lines are 200m furlongs.

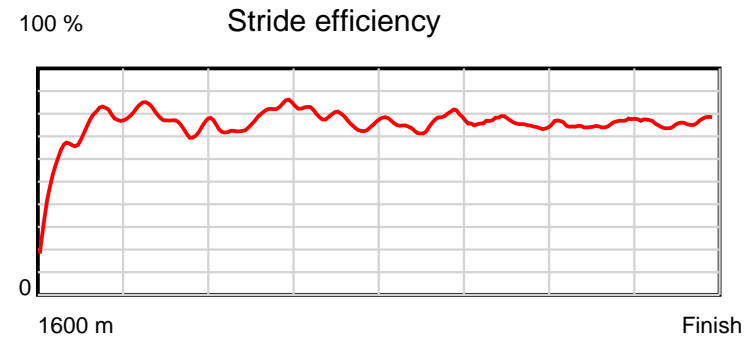
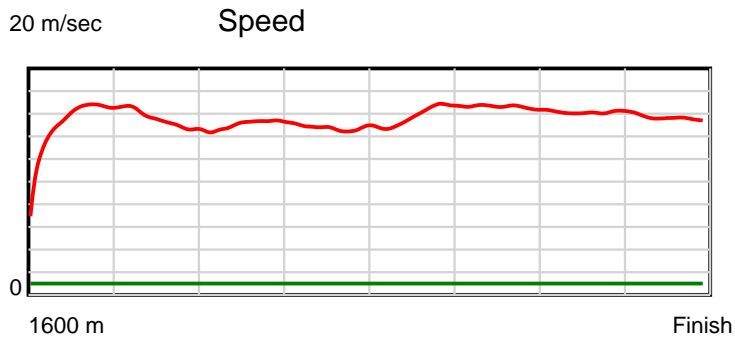
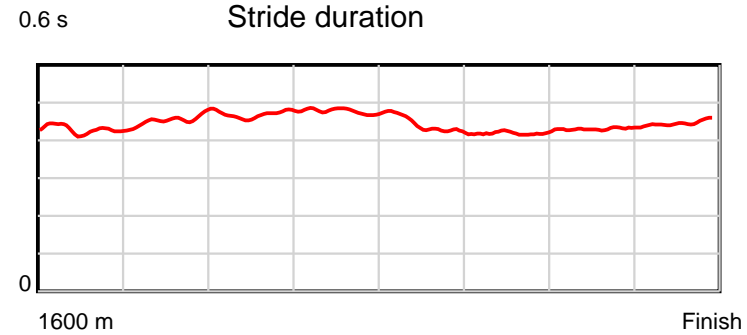
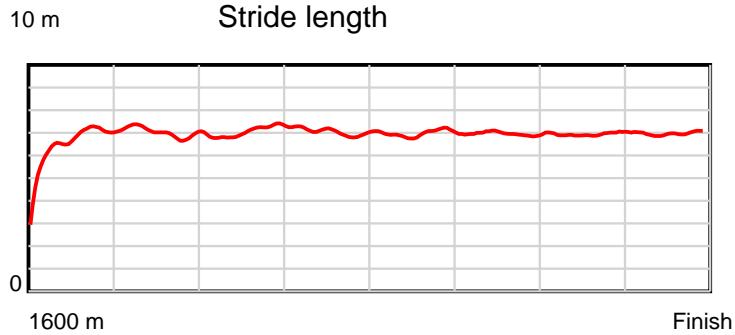
Disclaimer.

Tasracing Pty Ltd and Thoroughbred Ratings Pty Ltd accepts no responsibility for the completeness or accuracy of any of the information contained herein, and makes no representations about its suitability for any particular purpose. Users should make their own judgements about those matters and/or seek independent advice. You assume all risks associated with use of the data provided on this page.

Race Results

November 17, 2013, Race 4, MDN/CL1-SW, Distance 1600m, Elwick Course Proper - Offset 5m

Result	TAB no.	Horse (Barrier)	1600 to	1400m to	1200m to	1000m to	800m to	600m to	400m to	200m to	Total or	Margin
9th	3	Eastern Moon (8)	1400m	1200m	1000m	800m	600m	400m	200m	WP	Average	
		Position in running (margin)	-	9(5.9)	9(7.0)	9(7.2)	8(8.4)	9(10.8)	9(10.6)	9(11.6)		14.90
		Sectional time (s)	17.70	12.59	13.15	13.46	12.40	12.11	12.42	12.69		
		Cumulative time (s)	106.53	88.83	76.24	63.09	49.63	37.22	25.11	12.69	1:46.53	
		Speed (m/s)	11.30	15.89	15.21	14.86	16.13	16.52	16.10	15.76	15.02	
		Stride length (m)	5.27	7.25	7.12	7.09	7.13	6.90	6.93	7.04	6.78	
		Stride duration (s)	0.436	0.457	0.468	0.477	0.442	0.418	0.430	0.447	0.451	
		Stride efficiency (%)	43.43	82.19	79.22	78.55	79.46	74.44	74.97	77.44	71.74	
		Stride count	37.94	27.58	28.09	28.21	28.05	28.98	28.88	28.41	236.14	



Note: Horizontal distance axis grid lines are 200m furlongs.

Disclaimer.

Tasracing Pty Ltd and Thoroughbred Ratings Pty Ltd accepts no responsibility for the completeness or accuracy of any of the information contained herein, and makes no representations about its suitability for any particular purpose. Users should make their own judgements about those matters and/or seek independent advice. You assume all risks associated with use of the data provided on this page.