



Race Results

Tasmanian Racing Club, Hobart, November 17, 2013

Compilation date: November 18, 2013, 9:08:15 AM (EST)

Copyright © 2013 Tasracing Pty Ltd. All rights reserved.

Trademarks.

StrideMASTER is a registered trademark of Thoroughbred Ratings Pty Ltd.

Disclaimer.

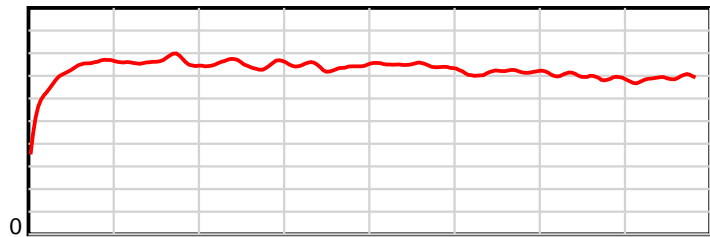
Tasracing Pty Ltd and Thoroughbred Ratings Pty Ltd accepts no responsibility for the completeness or accuracy of any of the information contained herein, and makes no representations about its suitability for any particular purpose. Users should make their own judgements about those matters and/or seek independent advice. You assume all risks associated with use of the data provided on this page.

Race Results

November 17, 2013, Race 9, BM78, Distance 1600m, Elwick Course Proper - Offset 5m

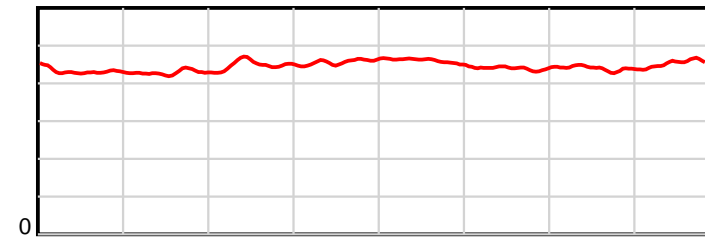
Result	TAB no.	Horse (Barrier)	1600 to	1400m to	1200m to	1000m to	800m to	600m to	400m to	200m to	Total or	Margin
1st	5	Keep the Cash (6)	1400m	1200m	1000m	800m	600m	400m	200m	WP	Average	
		Position in running (margin)	-	6(2.5)	3(3.8)	3(4.4)	2(4.9)	2(3.2)	1(0.0)	1(0.0)		0.00
		Sectional time (s)	17.79	11.59	11.93	12.31	12.14	10.76	11.97	12.84		
		Cumulative time (s)	101.33	83.54	71.94	60.01	47.71	35.57	24.81	12.84	1:41.33	
		Speed (m/s)	11.24	17.26	16.76	16.25	16.47	18.59	16.71	15.58	15.79	
		Stride length (m)	5.50	7.38	7.55	7.46	7.54	8.16	7.35	7.02	7.16	
		Stride duration (s)	0.454	0.428	0.451	0.459	0.458	0.439	0.440	0.451	0.453	
		Stride efficiency (%)	47.30	85.21	89.14	87.01	88.79	103.95	84.39	76.98	80.11	
		Stride count	36.35	27.08	26.48	26.80	26.53	24.52	27.21	28.50	223.47	

10 m Stride length



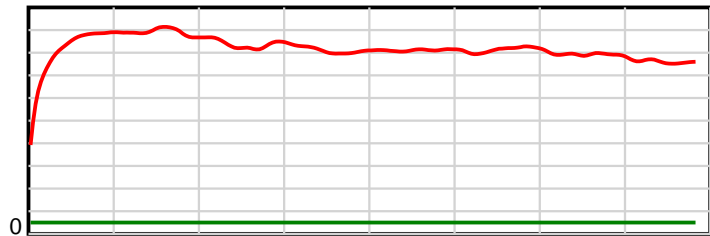
1600 m Finish

0.6 s Stride duration



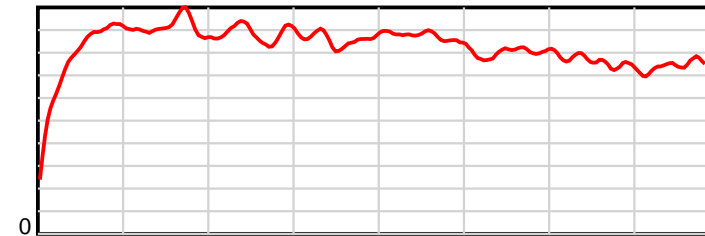
1600 m Finish

20 m/sec Speed



1600 m Finish

100 % Stride efficiency



1600 m Finish

Note: Horizontal distance axis grid lines are 200m furlongs.

Disclaimer.

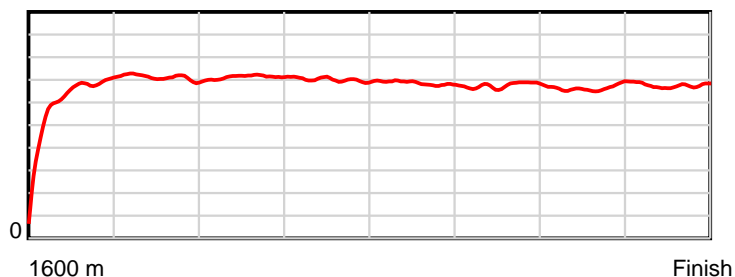
Tasracing Pty Ltd and Thoroughbred Ratings Pty Ltd accepts no responsibility for the completeness or accuracy of any of the information contained herein, and makes no representations about its suitability for any particular purpose. Users should make their own judgements about those matters and/or seek independent advice. You assume all risks associated with use of the data provided on this page.

Race Results

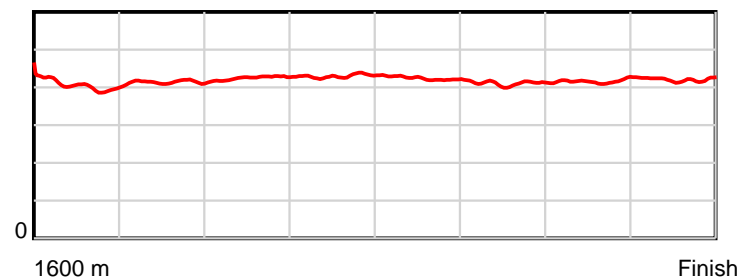
November 17, 2013, Race 9, BM78, Distance 1600m, Elwick Course Proper - Offset 5m

Result	TAB no.	Horse (Barrier)	1600 to	1400m to	1200m to	1000m to	800m to	600m to	400m to	200m to	Total or	Margin
2nd	9	Skip to the Mo... (5)	1400m	1200m	1000m	800m	600m	400m	200m	WP	Average	
		Position in running (margin)	-	1(0.0)	1(0.0)	1(0.0)	1(0.0)	1(0.0)	9(7.5)	9(10.7)		0.80
		Sectional time (s)	16.18	11.37	11.84	12.21	12.43	12.55	12.51	12.39		
		Cumulative time (s)	101.48	85.30	73.93	62.09	49.88	37.44	24.90	12.39	1:41.48	
		Speed (m/s)	12.36	17.59	16.89	16.38	16.09	15.94	15.99	16.14	15.77	
		Stride length (m)	5.20	7.28	7.17	7.03	6.81	6.54	6.67	6.78	6.62	
		Stride duration (s)	0.418	0.414	0.425	0.429	0.423	0.410	0.417	0.420	0.420	
		Stride efficiency (%)	42.22	82.78	80.44	77.20	72.55	66.91	69.44	71.94	68.49	
		Stride count	38.47	27.48	27.88	28.45	29.35	30.56	30.00	29.48	241.67	

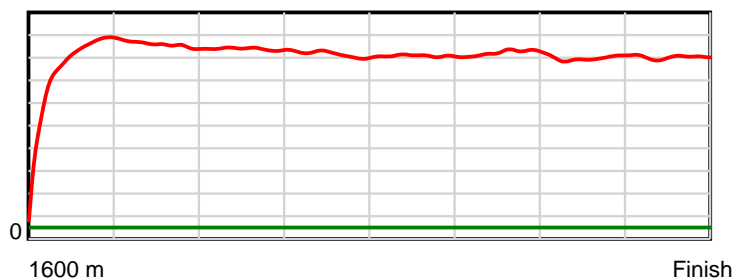
10 m Stride length



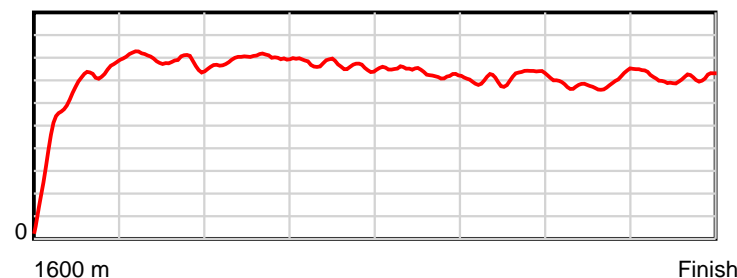
0.6 s Stride duration



20 m/sec Speed



100 % Stride efficiency



Note: Horizontal distance axis grid lines are 200m furlongs.

Disclaimer.

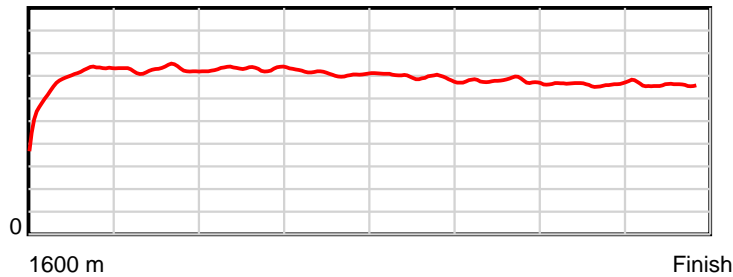
Tasracing Pty Ltd and Thoroughbred Ratings Pty Ltd accepts no responsibility for the completeness or accuracy of any of the information contained herein, and makes no representations about its suitability for any particular purpose. Users should make their own judgements about those matters and/or seek independent advice. You assume all risks associated with use of the data provided on this page.

Race Results

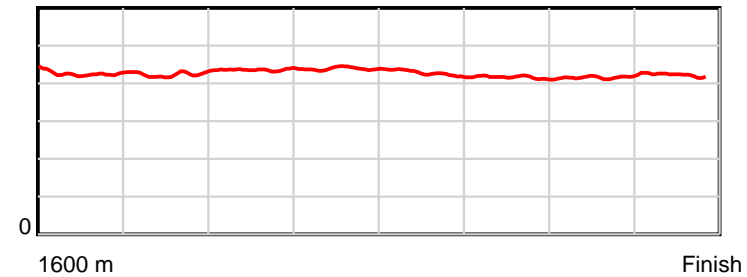
November 17, 2013, Race 9, BM78, Distance 1600m, Elwick Course Proper - Offset 5m

Result	TAB no.	Horse (Barrier)	1600 to	1400m to	1200m to	1000m to	800m to	600m to	400m to	200m to	Total or	Margin
3rd	7	Spotluck (3)	1400m	1200m	1000m	800m	600m	400m	200m	WP	Average	
		Position in running (margin)	-	5(2.2)	6(5.8)	5(5.7)	7(6.3)	4(4.5)	4(2.5)	3(3.1)		1.60
		Sectional time (s)	17.80	11.98	11.82	12.31	12.13	10.96	12.06	12.57		
		Cumulative time (s)	101.63	83.83	71.86	60.03	47.73	35.60	24.63	12.57	1:41.63	
		Speed (m/s)	11.23	16.69	16.92	16.25	16.49	18.25	16.58	15.91	15.74	
		Stride length (m)	5.18	7.10	7.37	7.13	7.02	7.60	6.88	6.72	6.79	
		Stride duration (s)	0.424	0.425	0.436	0.439	0.426	0.417	0.415	0.422	0.431	
		Stride efficiency (%)	41.95	78.68	84.87	79.43	76.98	90.22	73.88	70.47	72.03	
		Stride count	38.60	28.19	27.14	28.05	28.50	26.32	29.09	29.78	235.67	

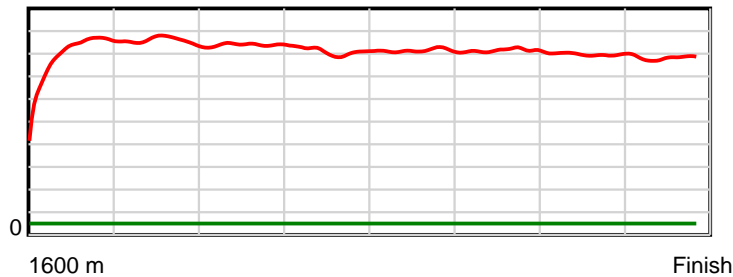
10 m Stride length



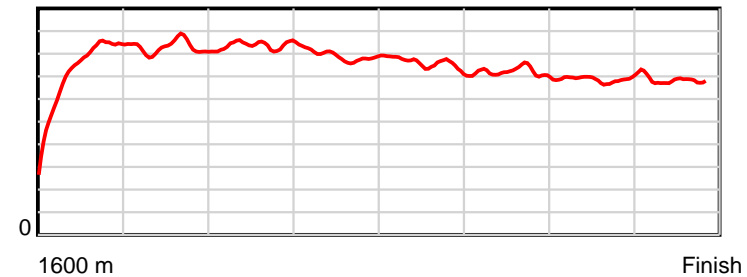
0.6 s Stride duration



20 m/sec Speed



100 % Stride efficiency



Note: Horizontal distance axis grid lines are 200m furlongs.

Disclaimer.

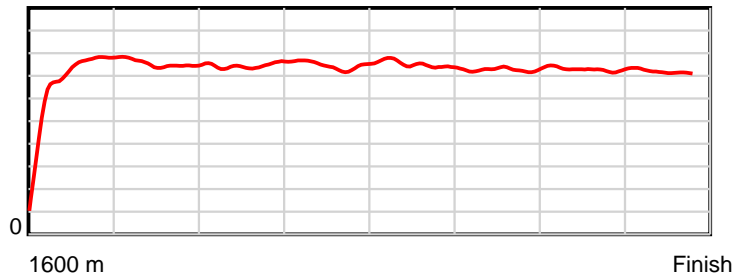
Tasracing Pty Ltd and Thoroughbred Ratings Pty Ltd accepts no responsibility for the completeness or accuracy of any of the information contained herein, and makes no representations about its suitability for any particular purpose. Users should make their own judgements about those matters and/or seek independent advice. You assume all risks associated with use of the data provided on this page.

Race Results

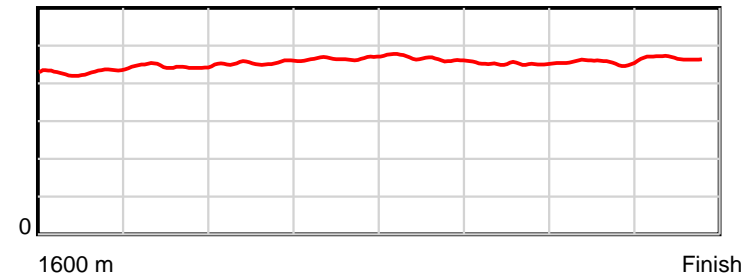
November 17, 2013, Race 9, BM78, Distance 1600m, Elwick Course Proper - Offset 5m

Result	TAB no.	Horse (Barrier)	1600 to	1400m to	1200m to	1000m to	800m to	600m to	400m to	200m to	Total or	Margin
4th	1	Relentless Pur... (10)	1400m	1200m	1000m	800m	600m	400m	200m	WP	Average	
		Position in running (margin)	-	2(0.4)	5(4.7)	6(6.0)	6(6.3)	6(4.8)	3(2.2)	2(1.5)		1.70
		Sectional time (s)	17.54	12.09	12.05	12.27	12.19	10.86	11.85	12.80		
		Cumulative time (s)	101.65	84.11	72.02	59.97	47.70	35.52	24.65	12.80	1:41.65	
		Speed (m/s)	11.40	16.54	16.60	16.30	16.41	18.42	16.88	15.62	15.74	
		Stride length (m)	5.23	7.37	7.54	7.61	7.64	8.31	7.69	7.26	7.21	
		Stride duration (s)	0.421	0.445	0.454	0.467	0.466	0.451	0.456	0.465	0.458	
		Stride efficiency (%)	42.80	84.89	88.86	90.56	91.25	107.90	92.45	82.43	81.22	
		Stride count	38.22	27.14	26.52	26.27	26.17	24.07	26.00	27.54	221.93	

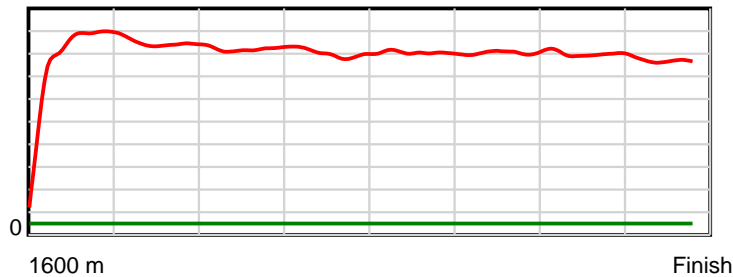
10 m Stride length



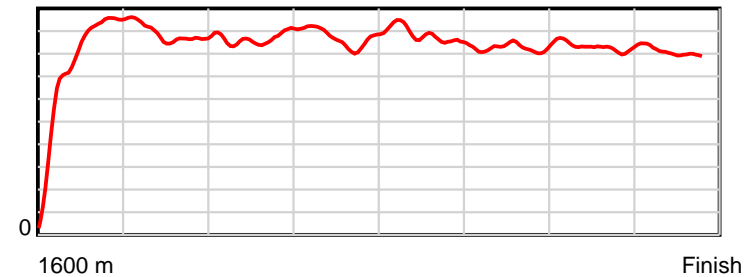
0.6 s Stride duration



20 m/sec Speed



100 % Stride efficiency



Note: Horizontal distance axis grid lines are 200m furlongs.

Disclaimer.

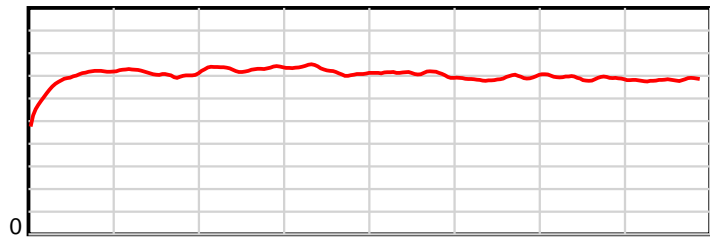
Tasracing Pty Ltd and Thoroughbred Ratings Pty Ltd accepts no responsibility for the completeness or accuracy of any of the information contained herein, and makes no representations about its suitability for any particular purpose. Users should make their own judgements about those matters and/or seek independent advice. You assume all risks associated with use of the data provided on this page.

Race Results

November 17, 2013, Race 9, BM78, Distance 1600m, Elwick Course Proper - Offset 5m

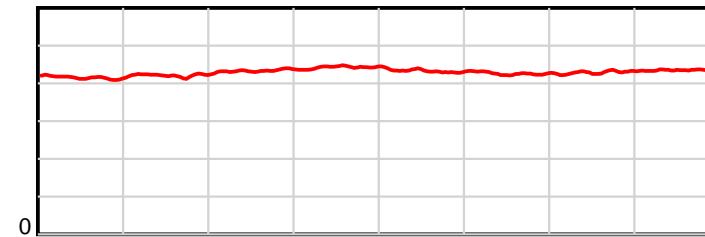
Result	TAB no.	Horse (Barrier)	1600 to	1400m to	1200m to	1000m to	800m to	600m to	400m to	200m to	Total or	Margin
5th	3	Gee Gee's La Q... (2)	1400m	1200m	1000m	800m	600m	400m	200m	WP	Average	
		Position in running (margin)	-	4(2.1)	7(6.0)	8(6.4)	8(7.2)	7(6.0)	6(3.4)	4(3.6)		3.00
		Sectional time (s)	17.95	12.03	11.90	12.35	12.22	10.87	11.99	12.59		
		Cumulative time (s)	101.90	83.95	71.92	60.02	47.67	35.45	24.58	12.59	1:41.90	
		Speed (m/s)	11.14	16.63	16.81	16.19	16.37	18.40	16.68	15.89	15.70	
		Stride length (m)	5.33	7.00	7.29	7.16	7.07	7.83	7.15	6.90	6.89	
		Stride duration (s)	0.437	0.421	0.434	0.442	0.432	0.426	0.429	0.434	0.439	
		Stride efficiency (%)	44.39	76.56	83.09	80.21	78.06	95.83	79.86	74.29	74.15	
		Stride count	37.52	28.57	27.43	27.92	28.30	25.54	27.98	29.01	232.27	

10 m Stride length



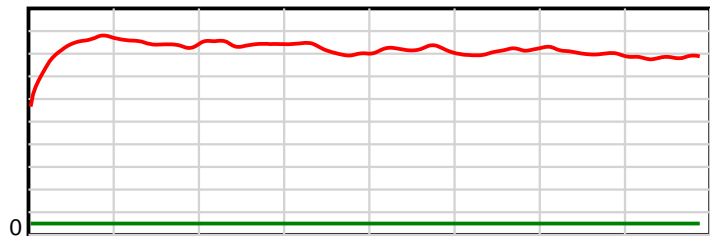
1600 m Finish

0.6 s Stride duration



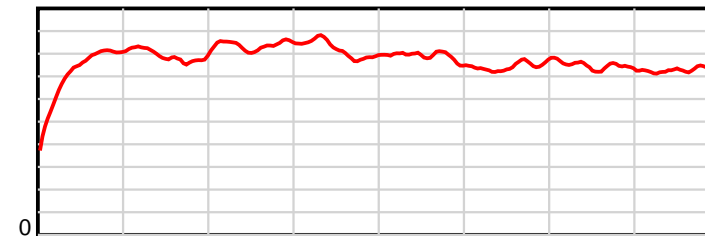
1600 m Finish

20 m/sec Speed



1600 m Finish

100 % Stride efficiency



1600 m Finish

Note: Horizontal distance axis grid lines are 200m furlongs.

Disclaimer.

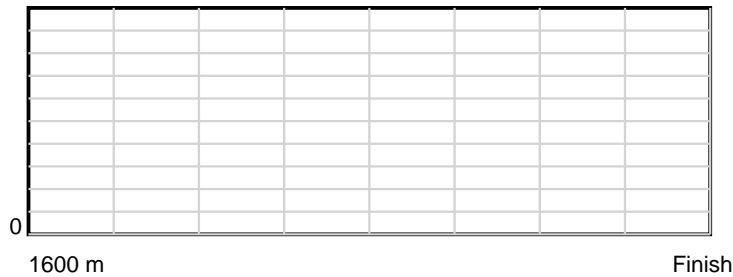
Tasracing Pty Ltd and Thoroughbred Ratings Pty Ltd accepts no responsibility for the completeness or accuracy of any of the information contained herein, and makes no representations about its suitability for any particular purpose. Users should make their own judgements about those matters and/or seek independent advice. You assume all risks associated with use of the data provided on this page.

Race Results


November 17, 2013, Race 9, BM78, Distance 1600m, Elwick Course Proper - Offset 5m

Result	TAB no.	Horse (Barrier)	1600 to	1400m to	1200m to	1000m to	800m to	600m to	400m to	200m to	Total or	Margin
6th	8	Stacy Ann (11)										
		Position in running (margin)										
		Sectional time (s)										
		Cumulative time (s)										
		Speed (m/s)										
		Stride length (m)										
		Stride duration (s)										
		Stride efficiency (%)										
		Stride count										

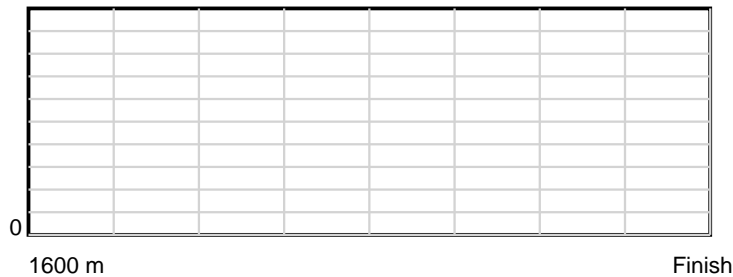
10 m Stride length



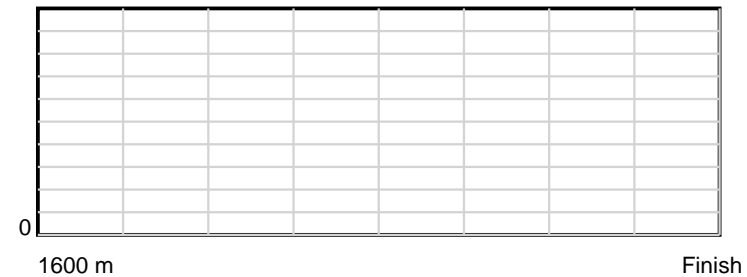
0.6 s Stride duration



20 m/sec Speed



100 % Stride efficiency



Note: Horizontal distance axis grid lines are 200m furlongs.

Disclaimer.

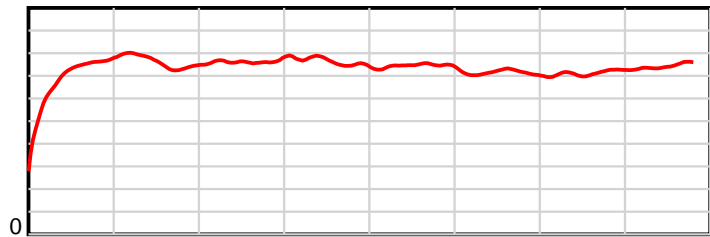
Tasracing Pty Ltd and Thoroughbred Ratings Pty Ltd accepts no responsibility for the completeness or accuracy of any of the information contained herein, and makes no representations about its suitability for any particular purpose. Users should make their own judgements about those matters and/or seek independent advice. You assume all risks associated with use of the data provided on this page.

Race Results

November 17, 2013, Race 9, BM78, Distance 1600m, Elwick Course Proper - Offset 5m

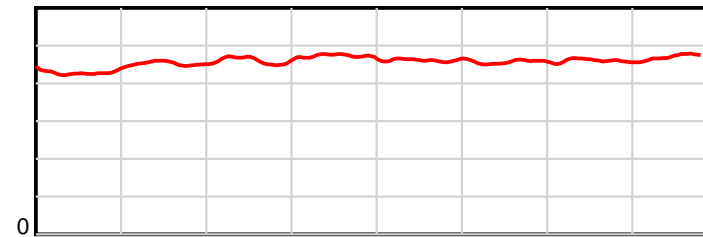
Result	TAB no.	Horse (Barrier)	1600 to	1400m to	1200m to	1000m to	800m to	600m to	400m to	200m to	Total or	Margin
7th	6	Showing the Fa... (1)	1400m	1200m	1000m	800m	600m	400m	200m	WP	Average	
		Position in running (margin)	-	3(0.4)	4(4.6)	4(5.2)	5(6.2)	5(4.7)	5(2.9)	7(5.4)		4.90
		Sectional time (s)	17.82	12.08	11.93	12.39	12.18	11.00	12.38	12.50		
		Cumulative time (s)	102.27	84.45	72.37	60.44	48.05	35.88	24.88	12.50	1:42.27	
		Speed (m/s)	11.22	16.56	16.76	16.14	16.42	18.18	16.16	16.00	15.64	
		Stride length (m)	5.38	7.50	7.75	7.60	7.58	8.30	7.44	7.49	7.27	
		Stride duration (s)	0.432	0.453	0.462	0.471	0.462	0.456	0.460	0.468	0.465	
		Stride efficiency (%)	45.21	87.91	93.75	90.31	89.87	107.59	86.38	87.66	82.62	
		Stride count	37.18	26.66	25.82	26.31	26.37	24.10	26.90	26.70	220.04	

10 m Stride length



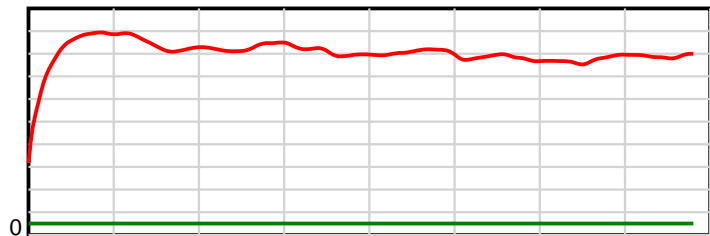
1600 m Finish

0.6 s Stride duration



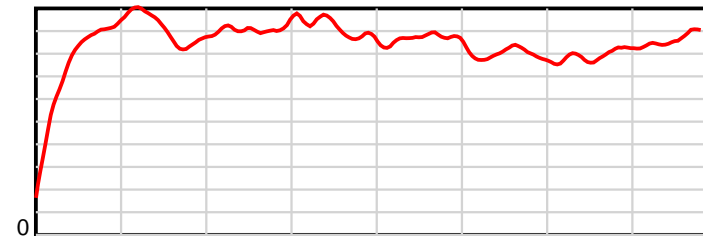
1600 m Finish

20 m/sec Speed



1600 m Finish

100 % Stride efficiency



1600 m Finish

Note: Horizontal distance axis grid lines are 200m furlongs.

Disclaimer.

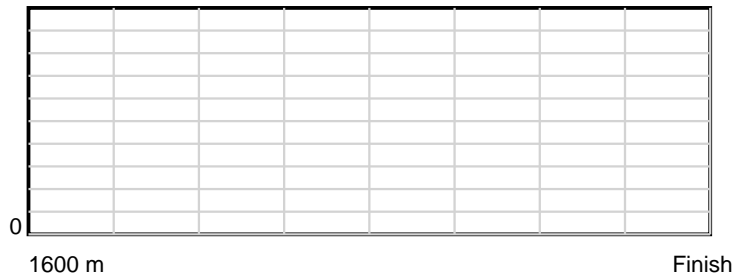
Tasracing Pty Ltd and Thoroughbred Ratings Pty Ltd accepts no responsibility for the completeness or accuracy of any of the information contained herein, and makes no representations about its suitability for any particular purpose. Users should make their own judgements about those matters and/or seek independent advice. You assume all risks associated with use of the data provided on this page.

Race Results


November 17, 2013, Race 9, BM78, Distance 1600m, Elwick Course Proper - Offset 5m

Result	TAB no.	Horse (Barrier)	1600 to	1400m to	1200m to	1000m to	800m to	600m to	400m to	200m to	Total or	Margin
8th	2	King Kalakaua (4)										
		Position in running (margin)										
		Sectional time (s)										
		Cumulative time (s)										
		Speed (m/s)										
		Stride length (m)										
		Stride duration (s)										
		Stride efficiency (%)										
		Stride count										

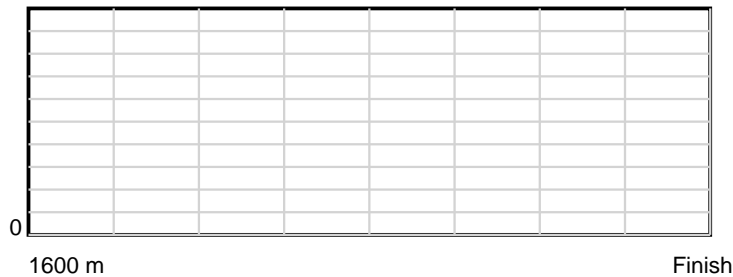
10 m Stride length



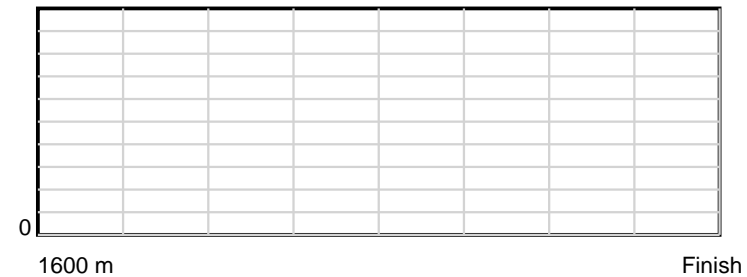
0.6 s Stride duration



20 m/sec Speed



100 % Stride efficiency



Note: Horizontal distance axis grid lines are 200m furlongs.

Disclaimer.

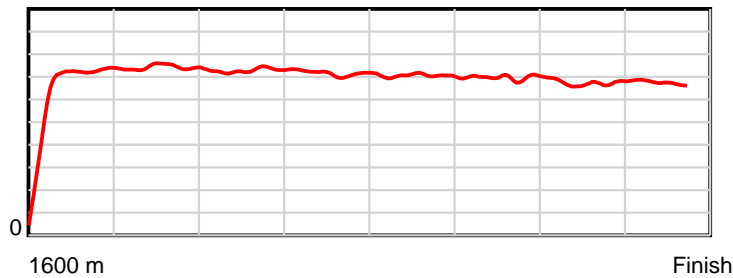
Tasracing Pty Ltd and Thoroughbred Ratings Pty Ltd accepts no responsibility for the completeness or accuracy of any of the information contained herein, and makes no representations about its suitability for any particular purpose. Users should make their own judgements about those matters and/or seek independent advice. You assume all risks associated with use of the data provided on this page.

Race Results

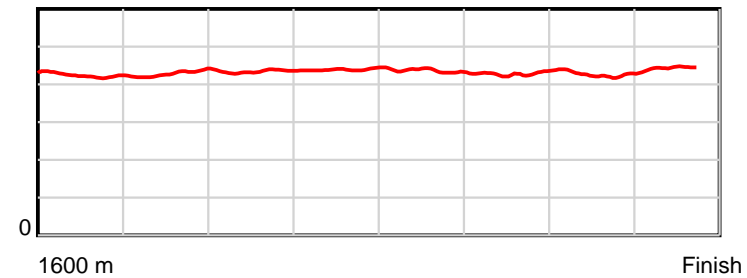
November 17, 2013, Race 9, BM78, Distance 1600m, Elwick Course Proper - Offset 5m

Result	TAB no.	Horse (Barrier)	1600 to	1400m to	1200m to	1000m to	800m to	600m to	400m to	200m to	Total or	Margin
9th	10	Glisson (8)	1400m	1200m	1000m	800m	600m	400m	200m	WP	Average	
		Position in running (margin)	-	7(2.8)	8(6.1)	7(6.1)	4(6.2)	8(6.0)	7(4.6)	6(5.3)		7.20
		Sectional time (s)	18.26	11.93	11.84	12.23	12.39	11.06	12.09	12.93		
		Cumulative time (s)	102.72	84.46	72.54	60.70	48.47	36.08	25.01	12.93	1:42.72	
		Speed (m/s)	10.95	16.76	16.89	16.35	16.14	18.08	16.54	15.47	15.58	
		Stride length (m)	5.32	7.17	7.34	7.17	7.06	7.71	7.08	6.82	6.88	
		Stride duration (s)	0.441	0.428	0.434	0.438	0.437	0.426	0.428	0.441	0.442	
		Stride efficiency (%)	44.29	80.32	84.16	80.35	77.85	92.81	78.31	72.64	74.02	
		Stride count	37.57	27.90	27.25	27.89	28.34	25.95	28.25	29.33	232.48	

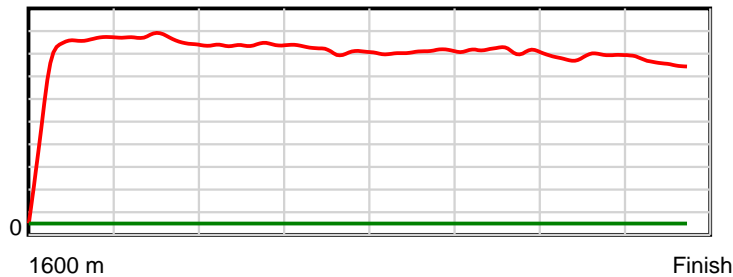
10 m Stride length



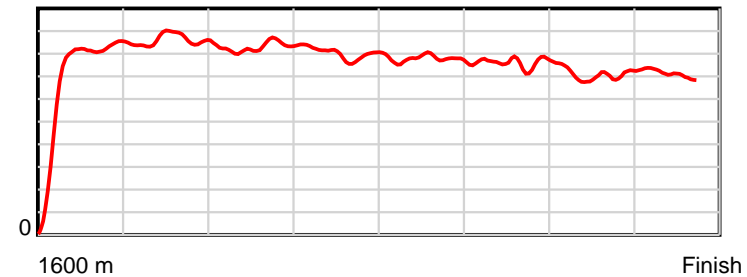
0.6 s Stride duration



20 m/sec Speed



100 % Stride efficiency



Note: Horizontal distance axis grid lines are 200m furlongs.

Disclaimer.

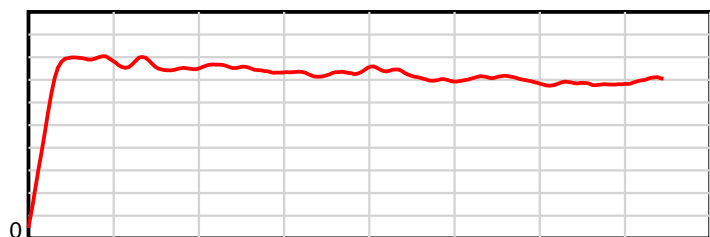
Tasracing Pty Ltd and Thoroughbred Ratings Pty Ltd accepts no responsibility for the completeness or accuracy of any of the information contained herein, and makes no representations about its suitability for any particular purpose. Users should make their own judgements about those matters and/or seek independent advice. You assume all risks associated with use of the data provided on this page.

Race Results

November 17, 2013, Race 9, BM78, Distance 1600m, Elwick Course Proper - Offset 5m

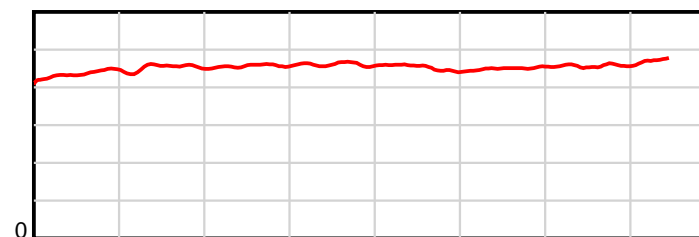
Result	TAB no.	Horse (Barrier)	1600 to	1400m to	1200m to	1000m to	800m to	600m to	400m to	200m to	Total or	Margin
10th	4	Ollie's Gold (9)	1400m	1200m	1000m	800m	600m	400m	200m	WP	Average	
		Position in running (margin)	-	9(9.3)	2(2.6)	2(3.9)	3(5.0)	3(3.6)	2(1.3)	5(5.2)		8.70
		Sectional time (s)	19.36	10.26	12.05	12.40	12.19	10.92	12.62	13.21		
		Cumulative time (s)	103.01	83.65	73.39	61.34	48.94	36.75	25.83	13.21	1:43.01	
		Speed (m/s)	10.33	19.49	16.60	16.13	16.41	18.32	15.85	15.14	15.53	
		Stride length (m)	5.28	8.81	7.56	7.43	7.48	8.18	7.20	7.04	7.23	
		Stride duration (s)	0.463	0.452	0.456	0.460	0.456	0.446	0.454	0.465	0.465	
		Stride efficiency (%)	43.64	121.19	89.32	86.22	87.38	104.46	80.99	77.55	81.68	
		Stride count	37.84	22.71	26.45	26.93	26.75	24.46	27.78	28.39	221.31	

10 m Stride length



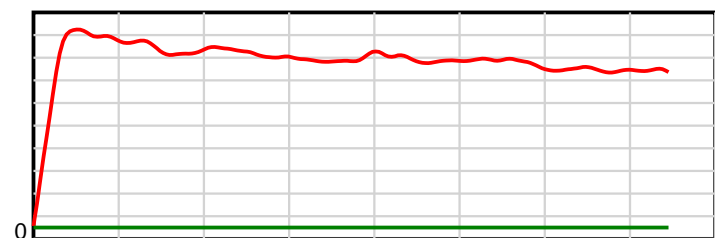
1600 m Finish

0.6 s Stride duration



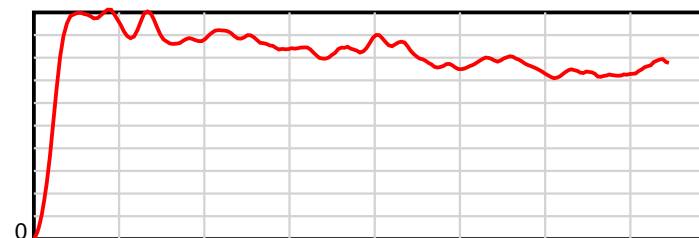
1600 m Finish

20 m/sec Speed



1600 m Finish

100 % Stride efficiency



1600 m Finish

Note: Horizontal distance axis grid lines are 200m furlongs.

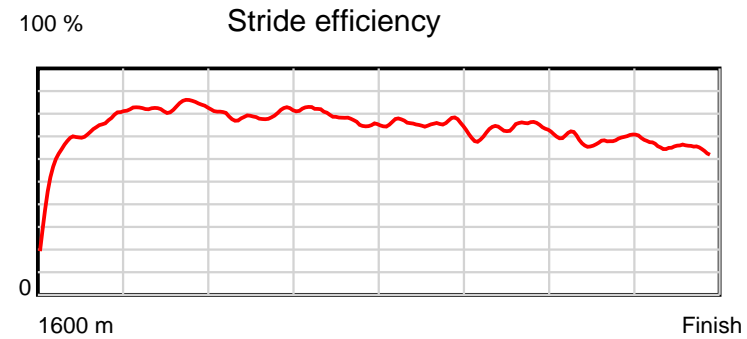
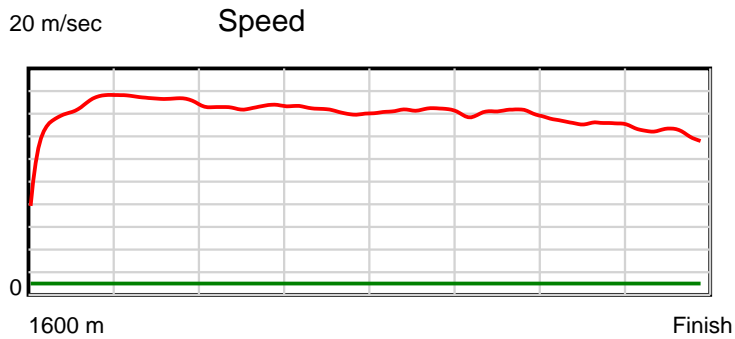
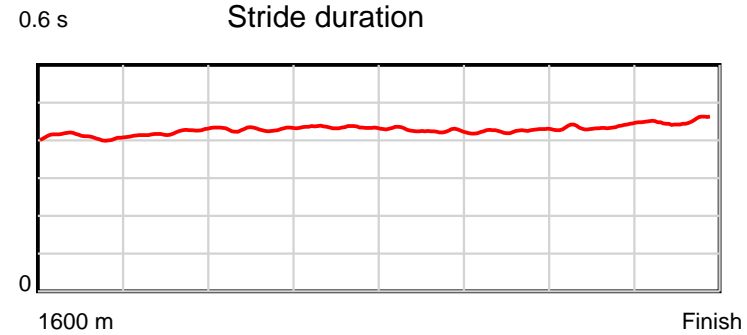
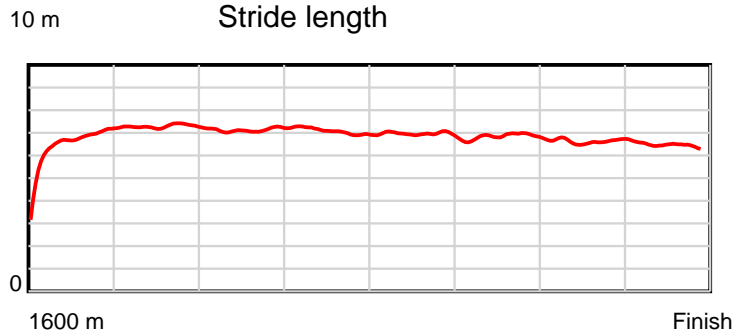
Disclaimer.

Tasracing Pty Ltd and Thoroughbred Ratings Pty Ltd accepts no responsibility for the completeness or accuracy of any of the information contained herein, and makes no representations about its suitability for any particular purpose. Users should make their own judgements about those matters and/or seek independent advice. You assume all risks associated with use of the data provided on this page.

Race Results

November 17, 2013, Race 9, BM78, Distance 1600m, Elwick Course Proper - Offset 5m

Result	TAB no.	Horse (Barrier)	1600 to	1400m to	1200m to	1000m to	800m to	600m to	400m to	200m to	Total or	Margin
11th	11	Maywyn On Tues... (7)	1400m	1200m	1000m	800m	600m	400m	200m	WP	Average	
		Position in running (margin)	-	8(3.6)	9(7.1)	9(8.1)	9(8.7)	9(7.2)	8(6.3)	8(10.7)		20.20
		Sectional time (s)	19.16	11.96	12.01	12.31	12.18	11.15	12.70	13.86		
		Cumulative time (s)	105.32	86.16	74.20	62.20	49.89	37.71	26.57	13.86	1:45.31	
		Speed (m/s)	10.44	16.72	16.65	16.25	16.42	17.94	15.75	14.43	15.19	
		Stride length (m)	5.13	7.05	7.16	7.05	6.99	7.63	6.83	6.51	6.71	
		Stride duration (s)	0.426	0.422	0.430	0.434	0.426	0.425	0.434	0.451	0.442	
		Stride efficiency (%)	41.13	77.76	80.04	77.56	76.41	90.99	72.98	66.23	70.34	
		Stride count	38.99	28.35	27.95	28.39	28.60	26.21	29.27	30.72	238.48	



Note: Horizontal distance axis grid lines are 200m furlongs.

Disclaimer.

Tasracing Pty Ltd and Thoroughbred Ratings Pty Ltd accepts no responsibility for the completeness or accuracy of any of the information contained herein, and makes no representations about its suitability for any particular purpose. Users should make their own judgements about those matters and/or seek independent advice. You assume all risks associated with use of the data provided on this page.