



Race Results

Tasmanian Turf Club, Launceston, November 27, 2013

Compilation date: November 28, 2013, 2:15:54 PM (EST)

Copyright © 2013 Tasracing Pty Ltd. All rights reserved.

Trademarks.

StrideMASTER is a registered trademark of Thoroughbred Ratings Pty Ltd.

Disclaimer.

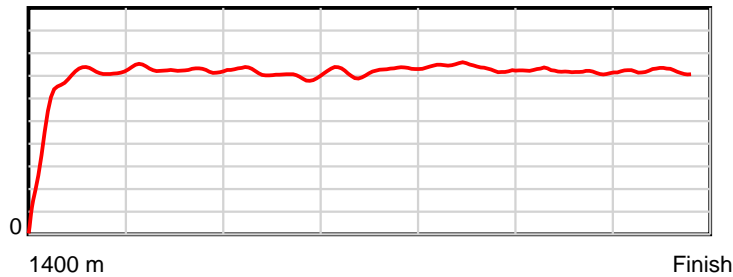
Tasracing Pty Ltd and Thoroughbred Ratings Pty Ltd accepts no responsibility for the completeness or accuracy of any of the information contained herein, and makes no representations about its suitability for any particular purpose. Users should make their own judgements about those matters and/or seek independent advice. You assume all risks associated with use of the data provided on this page.

Race Results

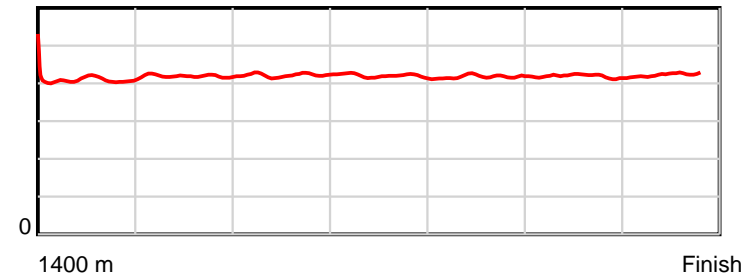
November 27, 2013, Race 2, MDN-SW, Distance 1400m, Mowbray - Offset 3m

Result	TAB no.	Horse (Barrier)	1400 to	1200m to	1000m to	800m to	600m to	400m to	200m to	Total or	Margin
1st	11	One At a Time (1)	1200m	1000m	800m	600m	400m	200m	WP	Average	
		Position in running (margin)	-	7(4.2)	6(4.4)	6(5.6)	6(5.5)	5(3.2)	4(1.4)		0.00
		Sectional time (s)	14.83	11.03	11.98	11.75	11.12	11.81	11.77		
		Cumulative time (s)	84.29	69.46	58.43	46.45	34.69	23.57	11.77	1:24.29	
		Speed (m/s)	13.49	18.13	16.69	17.02	17.99	16.93	16.99	16.61	
		Stride length (m)	5.66	7.59	7.02	7.18	7.47	7.10	7.18	6.97	
		Stride duration (s)	0.412	0.419	0.421	0.422	0.416	0.419	0.423	0.420	
		Stride efficiency (%)	50.09	89.90	77.07	80.50	87.28	78.68	80.65	75.95	
		Stride count	35.32	26.37	28.48	27.86	26.76	28.19	27.84	200.82	

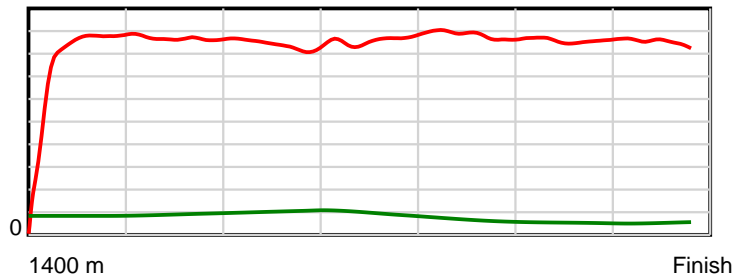
10 m Stride length



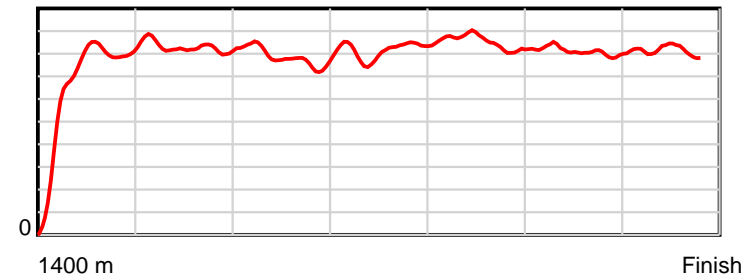
0.6 s Stride duration



20 m/sec Speed



100 % Stride efficiency



Note: Horizontal distance axis grid lines are 200m furlongs.

Disclaimer.

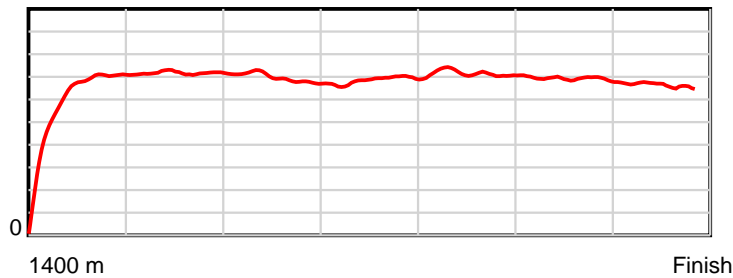
Tasracing Pty Ltd and Thoroughbred Ratings Pty Ltd accepts no responsibility for the completeness or accuracy of any of the information contained herein, and makes no representations about its suitability for any particular purpose. Users should make their own judgements about those matters and/or seek independent advice. You assume all risks associated with use of the data provided on this page.

Race Results

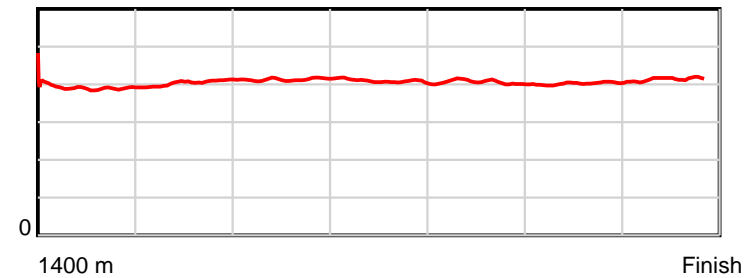
November 27, 2013, Race 2, MDN-SW, Distance 1400m, Mowbray - Offset 3m

Result	TAB no.	Horse (Barrier)	1400 to	1200m to	1000m to	800m to	600m to	400m to	200m to	Total or	Margin
2nd	6	Moonless (3)	1200m	1000m	800m	600m	400m	200m	WP	Average	
		Position in running (margin)	-	4(2.9)	5(3.3)	5(4.3)	5(4.8)	4(2.4)	1(0.0)		0.50
		Sectional time (s)	14.34	11.05	11.95	11.85	11.12	11.70	12.37		
		Cumulative time (s)	84.38	70.04	58.99	47.04	35.19	24.08	12.37	1:24.37	
		Speed (m/s)	13.95	18.10	16.74	16.88	17.99	17.09	16.17	16.59	
		Stride length (m)	5.43	7.28	6.90	6.91	7.30	6.86	6.65	6.70	
		Stride duration (s)	0.388	0.402	0.412	0.410	0.406	0.402	0.411	0.404	
		Stride efficiency (%)	46.05	82.91	74.37	74.70	83.33	73.62	69.13	70.24	
		Stride count	36.84	27.46	28.99	28.93	27.39	29.14	30.07	208.82	

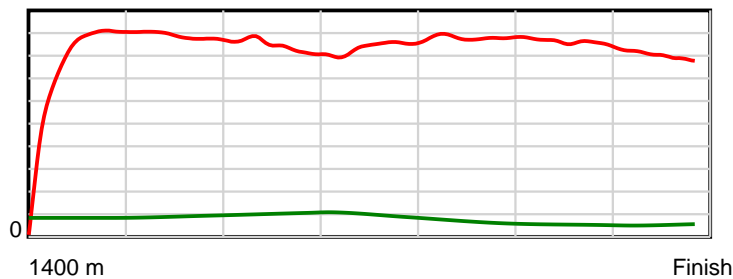
10 m Stride length



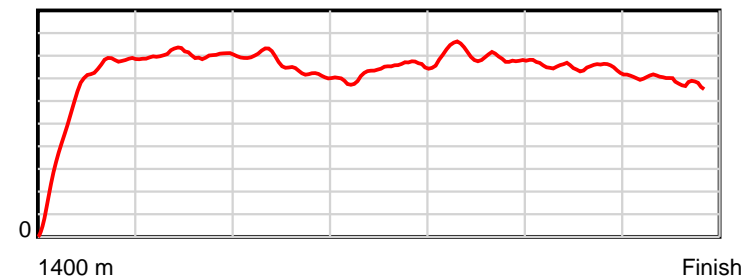
0.6 s Stride duration



20 m/sec Speed



100 % Stride efficiency



Note: Horizontal distance axis grid lines are 200m furlongs.

Disclaimer.

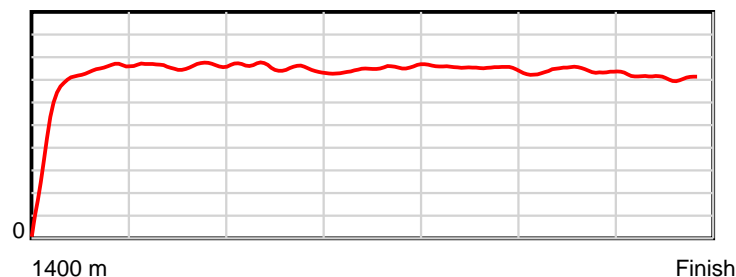
Tasracing Pty Ltd and Thoroughbred Ratings Pty Ltd accepts no responsibility for the completeness or accuracy of any of the information contained herein, and makes no representations about its suitability for any particular purpose. Users should make their own judgements about those matters and/or seek independent advice. You assume all risks associated with use of the data provided on this page.

Race Results

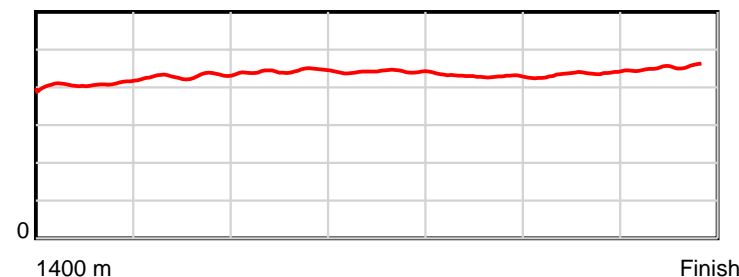
November 27, 2013, Race 2, MDN-SW, Distance 1400m, Mowbray - Offset 3m

Result	TAB no.	Horse (Barrier)	1400 to	1200m to	1000m to	800m to	600m to	400m to	200m to	Total or	Margin
3rd	2	Koutoufides (10)	1200m	1000m	800m	600m	400m	200m	WP	Average	
		Position in running (margin)	-	3(2.0)	3(1.2)	3(1.8)	3(3.2)	3(1.2)	2(0.1)		3.80
		Sectional time (s)	14.41	10.86	11.87	12.00	11.19	11.93	12.71		
		Cumulative time (s)	84.98	70.57	59.70	47.83	35.83	24.64	12.71	1:24.98	
		Speed (m/s)	13.88	18.42	16.85	16.67	17.87	16.76	15.74	16.47	
		Stride length (m)	5.71	7.87	7.43	7.36	7.72	7.26	7.10	7.14	
		Stride duration (s)	0.403	0.428	0.441	0.442	0.432	0.433	0.452	0.433	
		Stride efficiency (%)	51.03	96.81	86.20	84.69	93.01	82.25	78.88	79.61	
		Stride count	35.00	25.41	26.93	27.17	25.92	27.57	28.15	196.15	

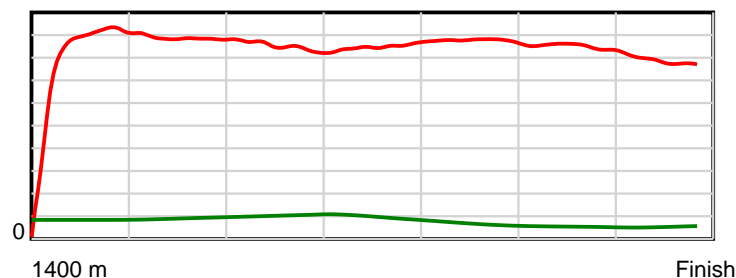
10 m Stride length



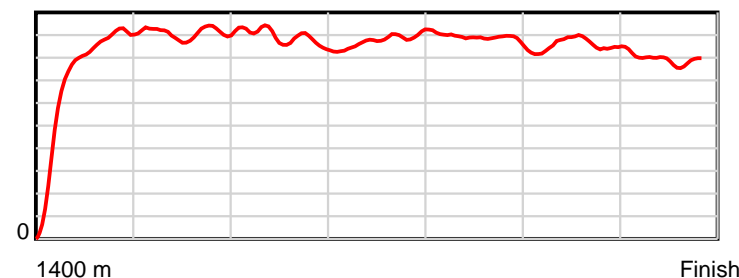
0.6 s Stride duration



20 m/sec Speed



100 % Stride efficiency



Note: Horizontal distance axis grid lines are 200m furlongs.

Disclaimer.

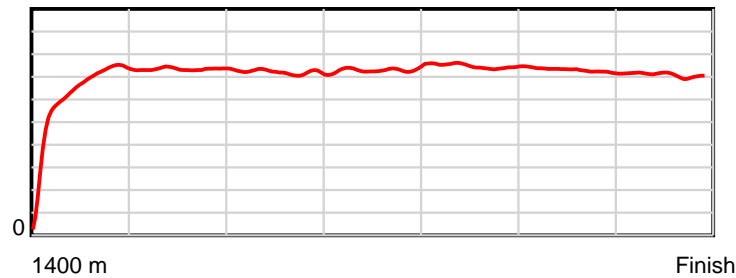
Tasracing Pty Ltd and Thoroughbred Ratings Pty Ltd accepts no responsibility for the completeness or accuracy of any of the information contained herein, and makes no representations about its suitability for any particular purpose. Users should make their own judgements about those matters and/or seek independent advice. You assume all risks associated with use of the data provided on this page.

Race Results

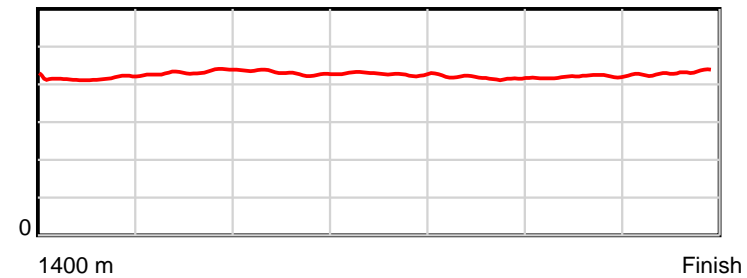
November 27, 2013, Race 2, MDN-SW, Distance 1400m, Mowbray - Offset 3m

Result	TAB no.	Horse (Barrier)	1400 to	1200m to	1000m to	800m to	600m to	400m to	200m to	Total or	Margin
4th	1	General Gee Ge... (11)	1200m	1000m	800m	600m	400m	200m	WP	Average	
		Position in running (margin)	-	8(4.6)	8(7.2)	8(9.5)	9(9.6)	6(6.0)	6(4.1)		4.80
		Sectional time (s)	14.95	11.44	12.16	11.77	10.93	11.78	12.14		
		Cumulative time (s)	85.17	70.22	58.78	46.62	34.85	23.92	12.14	1:25.17	
		Speed (m/s)	13.38	17.48	16.45	16.99	18.30	16.98	16.47	16.44	
		Stride length (m)	5.69	7.55	7.09	7.27	7.64	7.12	7.10	7.01	
		Stride duration (s)	0.414	0.432	0.431	0.428	0.417	0.419	0.431	0.426	
		Stride efficiency (%)	50.64	89.06	78.52	82.57	91.19	79.17	78.86	76.75	
		Stride count	35.13	26.49	28.21	27.51	26.18	28.10	28.15	199.77	

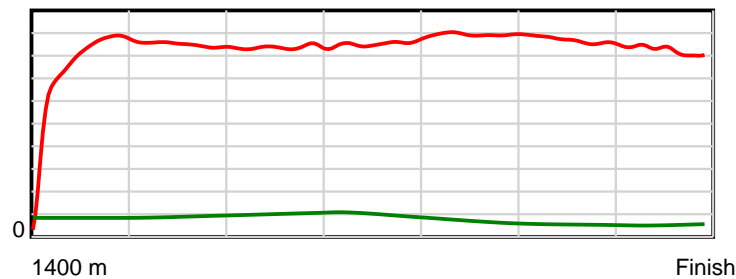
10 m Stride length



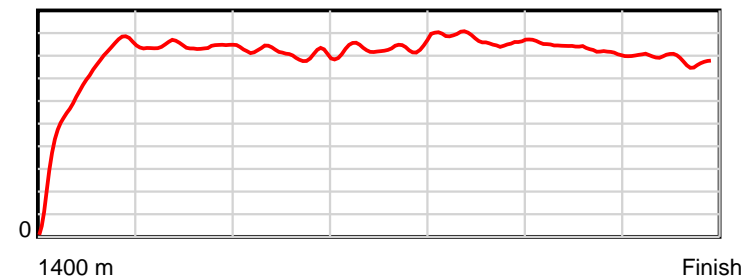
0.6 s Stride duration



20 m/sec Speed



100 % Stride efficiency



Note: Horizontal distance axis grid lines are 200m furlongs.

Disclaimer.

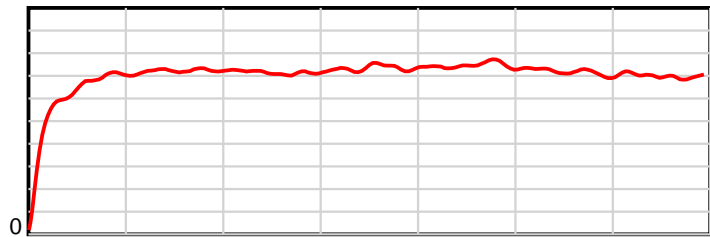
Tasracing Pty Ltd and Thoroughbred Ratings Pty Ltd accepts no responsibility for the completeness or accuracy of any of the information contained herein, and makes no representations about its suitability for any particular purpose. Users should make their own judgements about those matters and/or seek independent advice. You assume all risks associated with use of the data provided on this page.

Race Results

November 27, 2013, Race 2, MDN-SW, Distance 1400m, Mowbray - Offset 3m

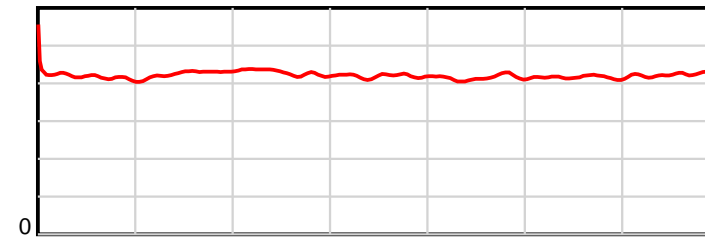
Result	TAB no.	Horse (Barrier)	1400 to	1200m to	1000m to	800m to	600m to	400m to	200m to	Total or	Margin
5th	10	High Hill (12)	1200m	1000m	800m	600m	400m	200m	WP	Average	
		Position in running (margin)	-	10(7.1)	11(10.8)	11(12.6)	11(11.1)	10(7.6)	9(6.0)		6.10
		Sectional time (s)	15.25	11.60	12.09	11.50	10.94	11.84	12.18		
		Cumulative time (s)	85.41	70.16	58.56	46.47	34.96	24.02	12.18	1:25.40	
		Speed (m/s)	13.12	17.24	16.54	17.39	18.28	16.89	16.42	16.39	
		Stride length (m)	5.49	7.33	7.09	7.30	7.57	7.01	6.99	6.90	
		Stride duration (s)	0.412	0.426	0.429	0.420	0.414	0.415	0.426	0.421	
		Stride efficiency (%)	47.14	84.03	78.54	83.19	89.45	76.80	76.39	74.43	
		Stride count	36.41	27.27	28.21	27.41	26.43	28.53	28.60	202.86	

10 m Stride length



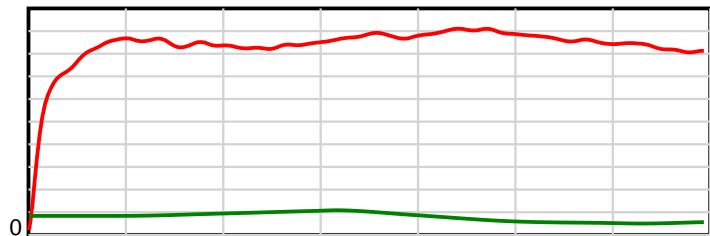
1400 m Finish

0.6 s Stride duration



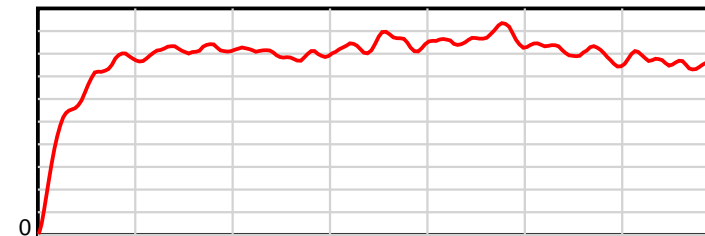
1400 m Finish

20 m/sec Speed



1400 m Finish

100 % Stride efficiency



1400 m Finish

Note: Horizontal distance axis grid lines are 200m furlongs.

Disclaimer.

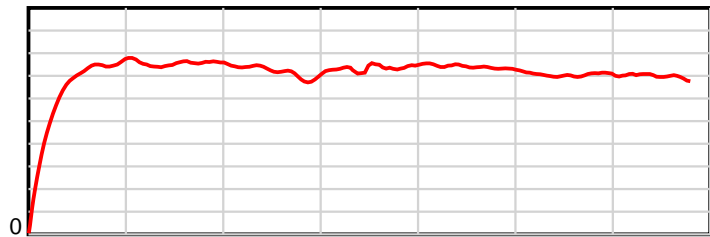
Tasracing Pty Ltd and Thoroughbred Ratings Pty Ltd accepts no responsibility for the completeness or accuracy of any of the information contained herein, and makes no representations about its suitability for any particular purpose. Users should make their own judgements about those matters and/or seek independent advice. You assume all risks associated with use of the data provided on this page.

Race Results

November 27, 2013, Race 2, MDN-SW, Distance 1400m, Mowbray - Offset 3m

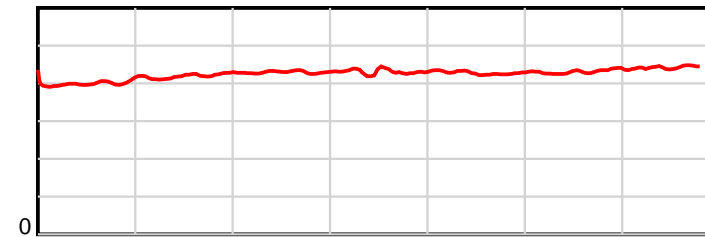
Result	TAB no.	Horse (Barrier)	1400 to	1200m to	1000m to	800m to	600m to	400m to	200m to	Total or	Margin
6th	7	Moroccan Gold (4)	1200m	1000m	800m	600m	400m	200m	WP	Average	
		Position in running (margin)	-	2(1.9)	2(0.6)	2(1.7)	2(1.5)	2(0.4)	5(1.8)		7.10
		Sectional time (s)	14.72	10.77	11.96	11.73	11.33	12.35	12.73		
		Cumulative time (s)	85.59	70.87	60.10	48.14	36.41	25.08	12.73	1:25.59	
		Speed (m/s)	13.58	18.57	16.72	17.05	17.65	16.19	15.71	16.36	
		Stride length (m)	5.71	7.76	7.16	7.21	7.51	6.94	6.93	6.97	
		Stride duration (s)	0.402	0.418	0.429	0.423	0.426	0.429	0.441	0.426	
		Stride efficiency (%)	51.03	94.07	80.21	81.14	88.23	75.33	75.10	76.01	
		Stride count	35.00	25.78	27.92	27.76	26.62	28.81	28.85	200.74	

10 m Stride length



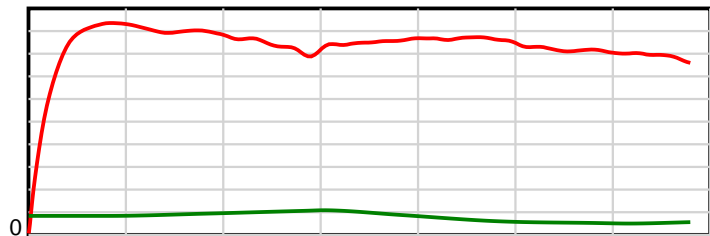
1400 m Finish

0.6 s Stride duration



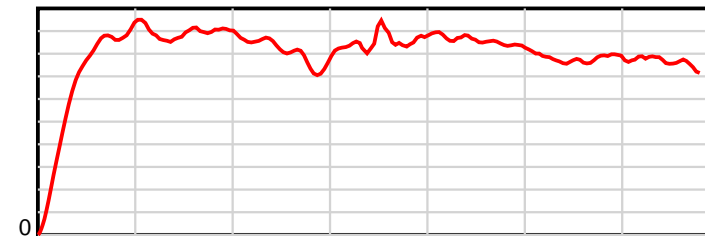
1400 m Finish

20 m/sec Speed



1400 m Finish

100 % Stride efficiency



1400 m Finish

Note: Horizontal distance axis grid lines are 200m furlongs.

Disclaimer.

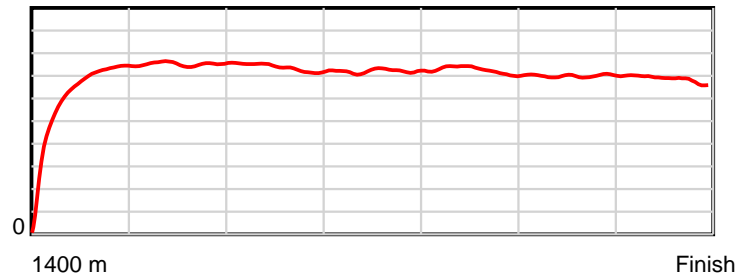
Tasracing Pty Ltd and Thoroughbred Ratings Pty Ltd accepts no responsibility for the completeness or accuracy of any of the information contained herein, and makes no representations about its suitability for any particular purpose. Users should make their own judgements about those matters and/or seek independent advice. You assume all risks associated with use of the data provided on this page.

Race Results

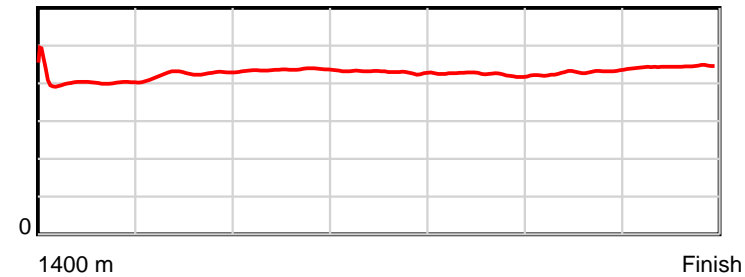
November 27, 2013, Race 2, MDN-SW, Distance 1400m, Mowbray - Offset 3m

Result	TAB no.	Horse (Barrier)	1400 to	1200m to	1000m to	800m to	600m to	400m to	200m to	Total or	Margin
7th	4	Rattle'n'battl... (9)	1200m	1000m	800m	600m	400m	200m	WP	Average	
		Position in running (margin)	-	1(0.0)	1(0.0)	1(0.0)	1(0.0)	1(0.0)	3(1.4)		7.40
		Sectional time (s)	14.33	10.99	11.78	11.76	11.52	12.33	12.94		
		Cumulative time (s)	85.65	71.32	60.33	48.55	36.79	25.27	12.94	1:25.65	
		Speed (m/s)	13.96	18.20	16.98	17.01	17.36	16.22	15.46	16.35	
		Stride length (m)	5.85	7.75	7.41	7.31	7.35	6.96	6.88	7.02	
		Stride duration (s)	0.407	0.426	0.436	0.430	0.423	0.429	0.445	0.430	
		Stride efficiency (%)	53.52	93.75	85.70	83.61	84.44	75.71	73.87	77.05	
		Stride count	34.18	25.82	27.01	27.34	27.21	28.73	29.09	199.38	

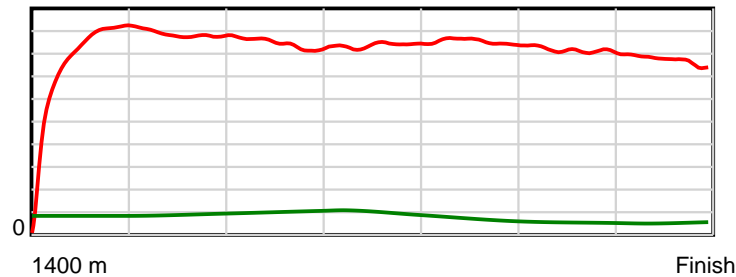
10 m Stride length



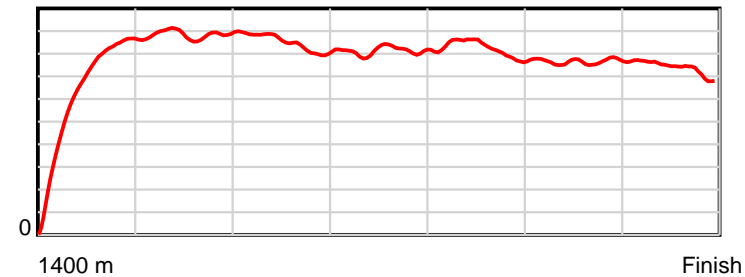
0.6 s Stride duration



20 m/sec Speed



100 % Stride efficiency



Note: Horizontal distance axis grid lines are 200m furlongs.

Disclaimer.

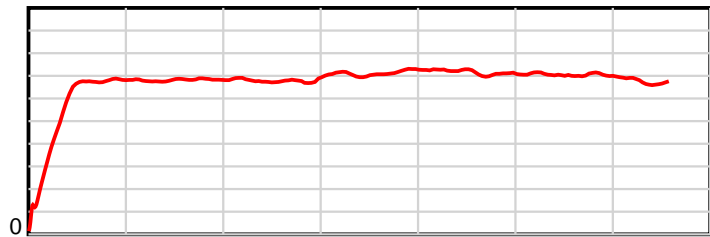
Tasracing Pty Ltd and Thoroughbred Ratings Pty Ltd accepts no responsibility for the completeness or accuracy of any of the information contained herein, and makes no representations about its suitability for any particular purpose. Users should make their own judgements about those matters and/or seek independent advice. You assume all risks associated with use of the data provided on this page.

Race Results

November 27, 2013, Race 2, MDN-SW, Distance 1400m, Mowbray - Offset 3m

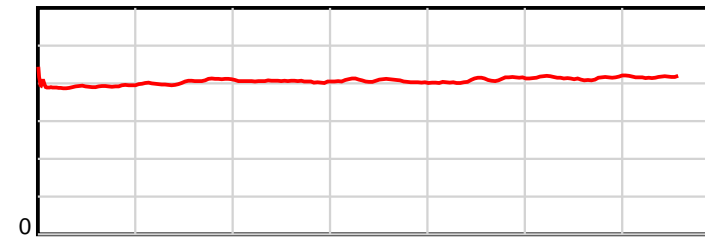
Result	TAB no.	Horse (Barrier)	1400 to	1200m to	1000m to	800m to	600m to	400m to	200m to	Total or	Margin
8th	9	Chimed Inn (6)	1200m	1000m	800m	600m	400m	200m	WP	Average	
		Position in running (margin)	-	11(8.3)	10(9.3)	10(11.3)	10(10.5)	11(7.9)	10(6.6)		7.60
		Sectional time (s)	15.55	11.16	12.11	11.63	11.08	11.89	12.27		
		Cumulative time (s)	85.69	70.14	58.98	46.87	35.24	24.16	12.27	1:25.69	
		Speed (m/s)	12.87	17.92	16.52	17.20	18.05	16.82	16.30	16.34	
		Stride length (m)	5.19	7.12	6.72	6.98	7.31	6.94	6.79	6.65	
		Stride duration (s)	0.392	0.397	0.407	0.406	0.405	0.412	0.417	0.407	
		Stride efficiency (%)	42.08	79.24	70.66	76.11	83.44	75.19	72.12	69.01	
		Stride count	38.54	28.09	29.74	28.66	27.37	28.83	29.44	210.67	

10 m Stride length



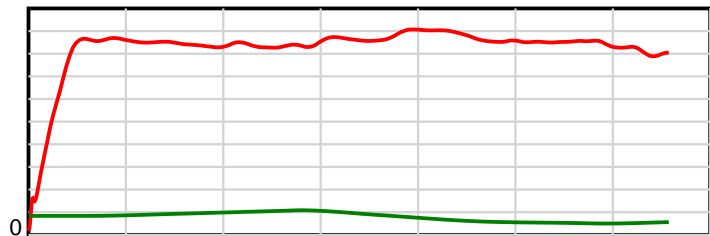
1400 m Finish

0.6 s Stride duration



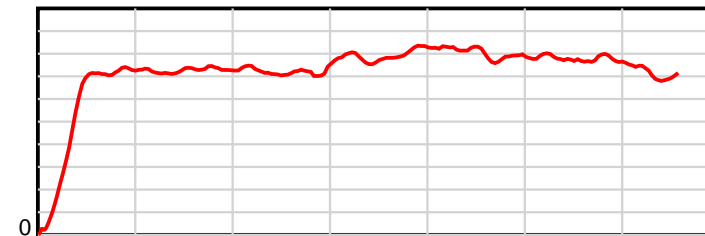
1400 m Finish

20 m/sec Speed



1400 m Finish

100 % Stride efficiency



1400 m Finish

Note: Horizontal distance axis grid lines are 200m furlongs.

Disclaimer.

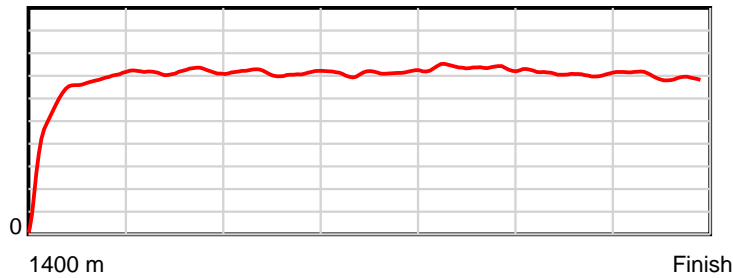
Tasracing Pty Ltd and Thoroughbred Ratings Pty Ltd accepts no responsibility for the completeness or accuracy of any of the information contained herein, and makes no representations about its suitability for any particular purpose. Users should make their own judgements about those matters and/or seek independent advice. You assume all risks associated with use of the data provided on this page.

Race Results

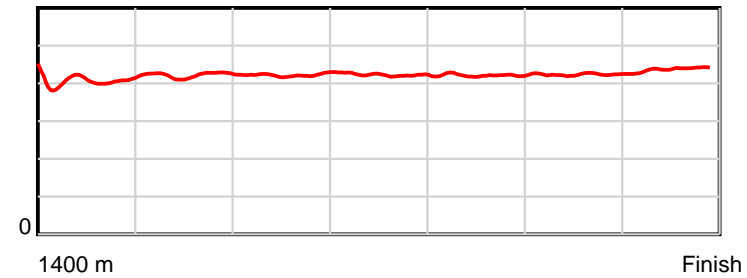
November 27, 2013, Race 2, MDN-SW, Distance 1400m, Mowbray - Offset 3m

Result	TAB no.	Horse (Barrier)	1400 to	1200m to	1000m to	800m to	600m to	400m to	200m to	Total or	Margin
9th	8	Unparalleled (7)	1200m	1000m	800m	600m	400m	200m	WP	Average	
		Position in running (margin)	-	6(3.2)	7(6.8)	7(7.0)	7(8.0)	7(6.1)	8(5.5)		8.10
		Sectional time (s)	14.78	11.60	11.81	11.93	11.20	12.00	12.47		
		Cumulative time (s)	85.78	71.00	59.40	47.60	35.67	24.47	12.47	1:25.78	
		Speed (m/s)	13.53	17.24	16.93	16.76	17.86	16.67	16.04	16.32	
		Stride length (m)	5.68	7.28	7.15	7.10	7.50	7.06	7.01	6.92	
		Stride duration (s)	0.404	0.422	0.422	0.423	0.420	0.424	0.437	0.424	
		Stride efficiency (%)	50.34	82.73	79.94	78.67	87.98	77.90	76.73	74.77	
		Stride count	35.24	27.49	27.96	28.19	26.65	28.33	28.54	202.40	

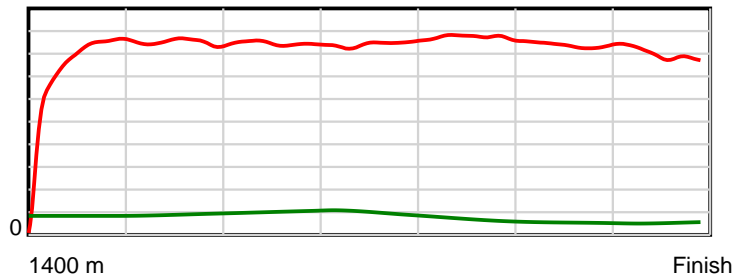
10 m Stride length



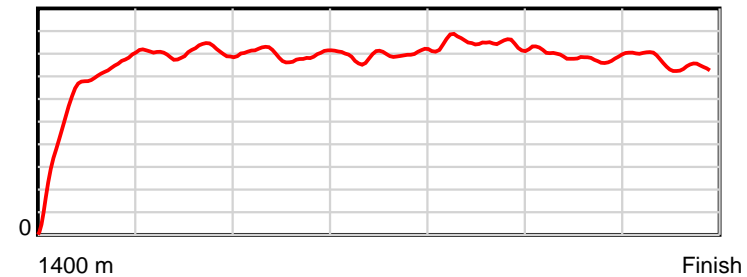
0.6 s Stride duration



20 m/sec Speed



100 % Stride efficiency



Note: Horizontal distance axis grid lines are 200m furlongs.

Disclaimer.

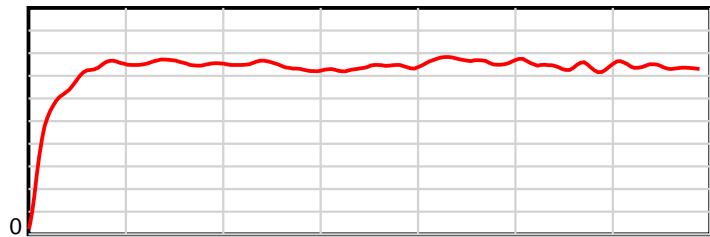
Tasracing Pty Ltd and Thoroughbred Ratings Pty Ltd accepts no responsibility for the completeness or accuracy of any of the information contained herein, and makes no representations about its suitability for any particular purpose. Users should make their own judgements about those matters and/or seek independent advice. You assume all risks associated with use of the data provided on this page.

Race Results

November 27, 2013, Race 2, MDN-SW, Distance 1400m, Mowbray - Offset 3m

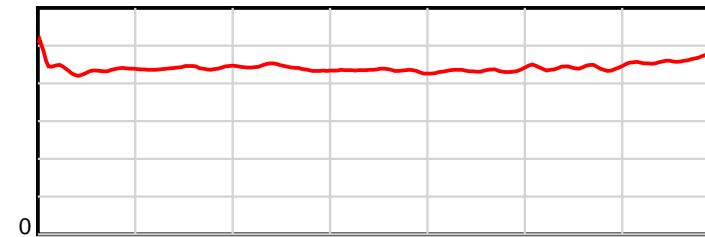
Result	TAB no.	Horse (Barrier)	1400 to	1200m to	1000m to	800m to	600m to	400m to	200m to	Total or	Margin
10th	3	Master Alfred (5)	1200m	1000m	800m	600m	400m	200m	WP	Average	
		Position in running (margin)	-	9(6.6)	9(9.0)	9(9.8)	8(9.2)	9(6.5)	7(5.4)		9.40
		Sectional time (s)	15.49	11.39	11.91	11.68	11.06	11.92	12.58		
		Cumulative time (s)	86.02	70.53	59.14	47.24	35.56	24.50	12.58	1:26.01	
		Speed (m/s)	12.91	17.56	16.79	17.12	18.08	16.78	15.90	16.27	
		Stride length (m)	5.89	7.74	7.41	7.43	7.82	7.39	7.35	7.23	
		Stride duration (s)	0.439	0.441	0.441	0.434	0.433	0.441	0.462	0.444	
		Stride efficiency (%)	54.19	93.60	85.70	86.29	95.62	85.40	84.40	81.76	
		Stride count	33.96	25.84	27.01	26.91	25.57	27.05	27.21	193.55	

10 m Stride length



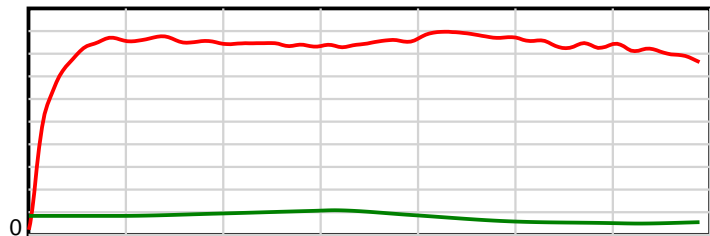
1400 m Finish

0.6 s Stride duration



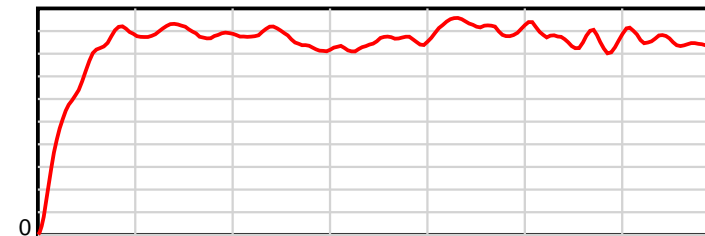
1400 m Finish

20 m/sec Speed



1400 m Finish

100 % Stride efficiency



1400 m Finish

Note: Horizontal distance axis grid lines are 200m furlongs.

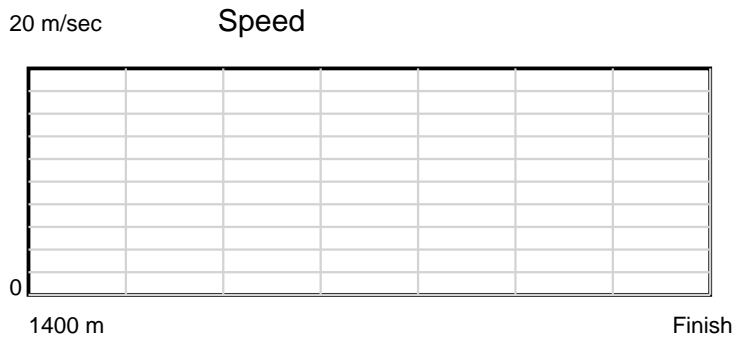
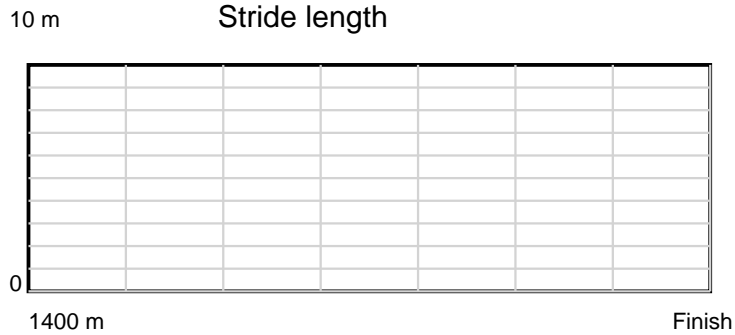
Disclaimer.

Tasracing Pty Ltd and Thoroughbred Ratings Pty Ltd accepts no responsibility for the completeness or accuracy of any of the information contained herein, and makes no representations about its suitability for any particular purpose. Users should make their own judgements about those matters and/or seek independent advice. You assume all risks associated with use of the data provided on this page.

Race Results

November 27, 2013, Race 2, MDN-SW, Distance 1400m, Mowbray - Offset 3m

Result	TAB no.	Horse (Barrier)	1400 to	1200m to	1000m to	800m to	600m to	400m to	200m to	Total or	Margin
11th	13	Helianthus (8)									
		Position in running (margin)									
		Sectional time (s)									
		Cumulative time (s)									
		Speed (m/s)									
		Stride length (m)									
		Stride duration (s)									
		Stride efficiency (%)									
		Stride count									



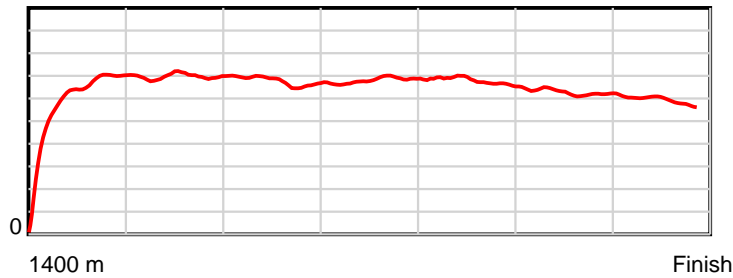
Note: Horizontal distance axis grid lines are 200m furlongs.

Race Results

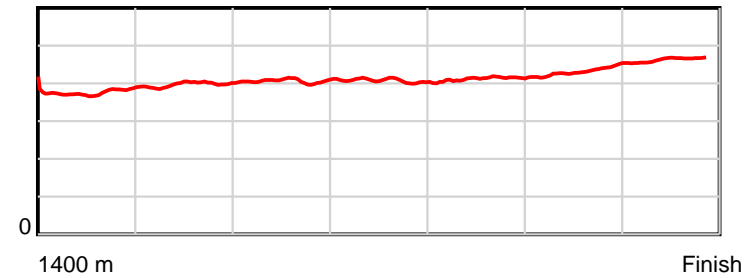
November 27, 2013, Race 2, MDN-SW, Distance 1400m, Mowbray - Offset 3m

Result	TAB no.	Horse (Barrier)	1400 to	1200m to	1000m to	800m to	600m to	400m to	200m to	Total or	Margin
12th	5	Calma D'oro (2)	1200m	1000m	800m	600m	400m	200m	WP	Average	
		Position in running (margin)	-	5(2.9)	4(2.9)	4(4.1)	4(4.6)	8(6.3)	11(16.5)		36.90
		Sectional time (s)	15.56	10.99	11.98	11.85	11.80	13.80	15.55		
		Cumulative time (s)	91.53	75.97	64.98	53.00	41.15	29.34	15.55	1:31.53	
		Speed (m/s)	12.86	18.20	16.69	16.88	16.95	14.49	12.86	15.30	
		Stride length (m)	5.42	7.21	6.75	6.89	6.93	6.19	5.95	6.42	
		Stride duration (s)	0.384	0.396	0.404	0.408	0.409	0.427	0.462	0.420	
		Stride efficiency (%)	45.96	81.23	71.22	74.10	75.01	59.94	55.30	64.41	
		Stride count	36.88	27.74	29.63	29.04	28.87	32.29	33.62	218.07	

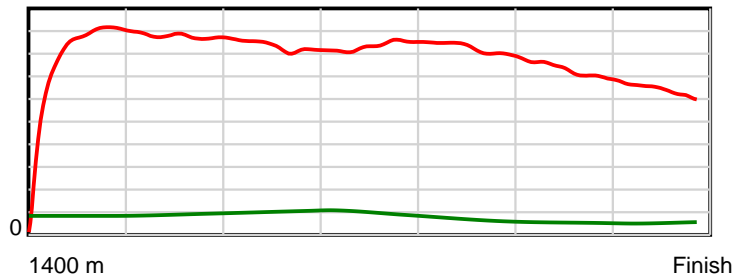
10 m Stride length



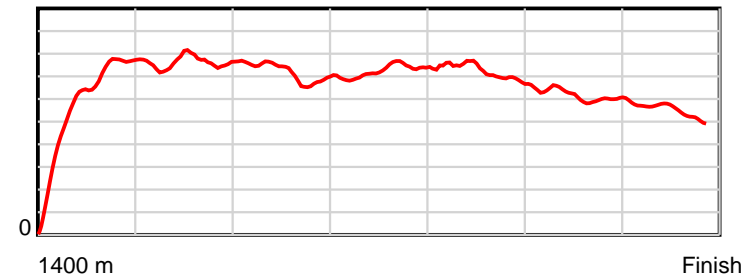
0.6 s Stride duration



20 m/sec Speed



100 % Stride efficiency



Note: Horizontal distance axis grid lines are 200m furlongs.

Disclaimer.

Tasracing Pty Ltd and Thoroughbred Ratings Pty Ltd accepts no responsibility for the completeness or accuracy of any of the information contained herein, and makes no representations about its suitability for any particular purpose. Users should make their own judgements about those matters and/or seek independent advice. You assume all risks associated with use of the data provided on this page.