



## Race Results

Tasmanian Turf Club, Launceston, December 04, 2013

Compilation date: December 5, 2013, 11:39:29 AM (EST)

Copyright © 2013 Tasracing Pty Ltd. All rights reserved.

### Trademarks.

StrideMASTER is a registered trademark of Thoroughbred Ratings Pty Ltd.

### Disclaimer.

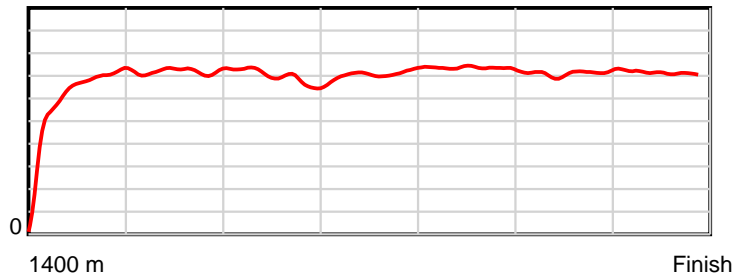
Tasracing Pty Ltd and Thoroughbred Ratings Pty Ltd accepts no responsibility for the completeness or accuracy of any of the information contained herein, and makes no representations about its suitability for any particular purpose. Users should make their own judgements about those matters and/or seek independent advice. You assume all risks associated with use of the data provided on this page.

# Race Results

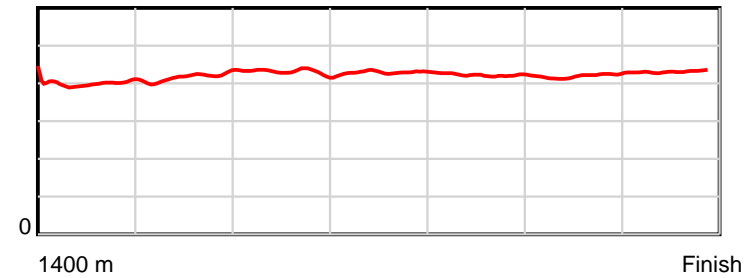
December 04, 2013, Race 1, MDN-SW, Distance 1400m, Mowbray - Offset 5m

Result	TAB no.	Horse (Barrier)	1400 to	1200m to	1000m to	800m to	600m to	400m to	200m to	Total or	Margin
1st	8	Loveyoulikeine... (5)	1200m	1000m	800m	600m	400m	200m	WP	Average	
		Position in running (margin)	-	5(1.1)	6(2.2)	8(2.6)	9(3.6)	6(2.7)	5(3.1)		0.00
		Sectional time (s)	14.34	11.41	12.62	12.27	11.12	11.98	11.99		
		Cumulative time (s)	85.74	71.40	59.99	47.36	35.10	23.98	11.99	1:25.73	
		Speed (m/s)	13.95	17.53	15.85	16.30	17.99	16.69	16.68	16.33	
		Stride length (m)	5.62	7.28	6.83	6.99	7.60	6.99	7.19	6.87	
		Stride duration (s)	0.400	0.415	0.431	0.429	0.423	0.419	0.432	0.421	
		Stride efficiency (%)	49.29	82.76	72.92	76.31	90.29	76.41	80.89	73.81	
		Stride count	35.61	27.48	29.28	28.62	26.31	28.60	27.80	203.70	

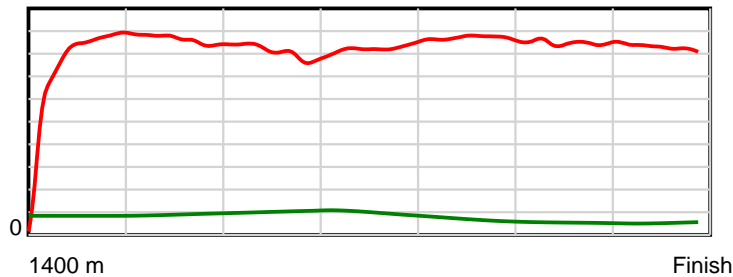
10 m Stride length



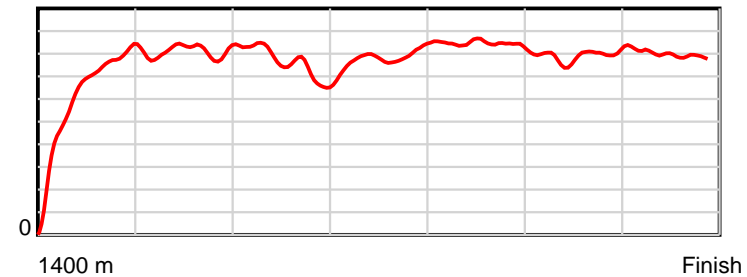
0.6 s Stride duration



20 m/sec Speed



100 % Stride efficiency



Note: Horizontal distance axis grid lines are 200m furlongs.

## Disclaimer.

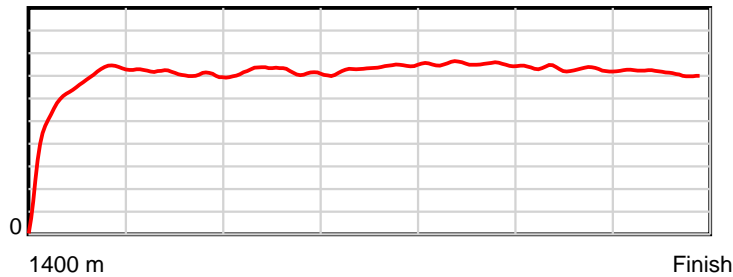
Tasracing Pty Ltd and Thoroughbred Ratings Pty Ltd accepts no responsibility for the completeness or accuracy of any of the information contained herein, and makes no representations about its suitability for any particular purpose. Users should make their own judgements about those matters and/or seek independent advice. You assume all risks associated with use of the data provided on this page.

# Race Results

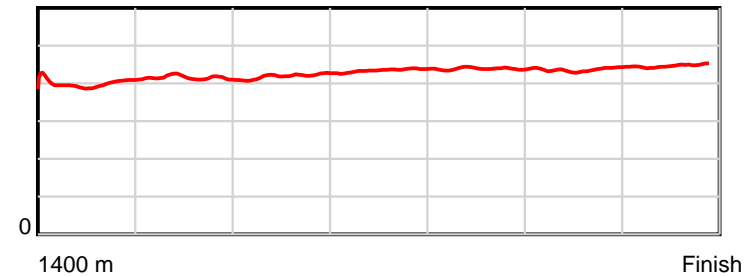
December 04, 2013, Race 1, MDN-SW, Distance 1400m, Mowbray - Offset 5m

Result	TAB no.	Horse (Barrier)	1400 to	1200m to	1000m to	800m to	600m to	400m to	200m to	Total or	Margin
2nd	5	<b>Our Mummy's Bo... (7)</b>	<b>1200m</b>	<b>1000m</b>	<b>800m</b>	<b>600m</b>	<b>400m</b>	<b>200m</b>	<b>WP</b>	<b>Average</b>	
		Position in running (margin)	-	9(2.9)	9(4.0)	2(0.2)	1(0.0)	2(0.7)	2(1.1)		0.10
		Sectional time (s)	14.59	11.42	11.91	12.06	11.40	11.98	12.40		
		Cumulative time (s)	85.76	71.17	59.76	47.84	35.78	24.38	12.40	1:25.76	
		Speed (m/s)	13.71	17.51	16.79	16.58	17.54	16.69	16.13	16.32	
		Stride length (m)	5.44	7.27	7.02	7.20	7.69	7.29	7.20	6.94	
		Stride duration (s)	0.393	0.415	0.418	0.434	0.438	0.436	0.446	0.425	
		Stride efficiency (%)	46.27	82.49	76.95	81.08	92.43	82.95	80.93	75.22	
		Stride count	36.76	27.53	28.50	27.76	26.00	27.45	27.79	201.79	

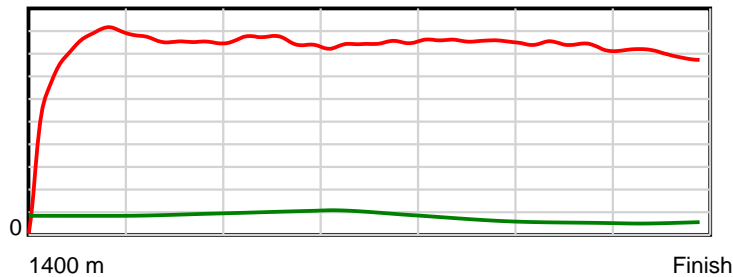
10 m Stride length



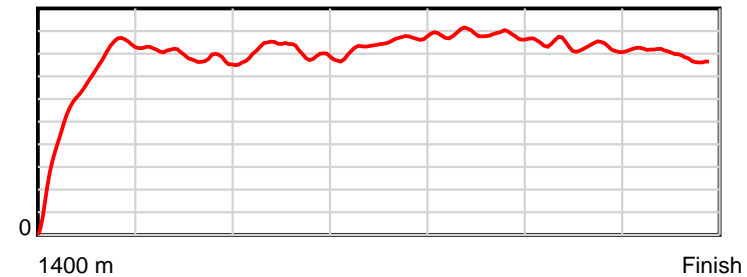
0.6 s Stride duration



20 m/sec Speed



100 % Stride efficiency



Note: Horizontal distance axis grid lines are 200m furlongs.

**Disclaimer.**

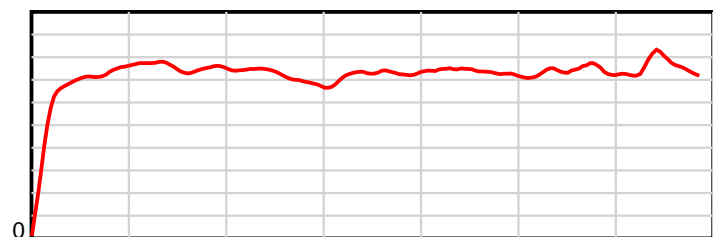
Tasracing Pty Ltd and Thoroughbred Ratings Pty Ltd accepts no responsibility for the completeness or accuracy of any of the information contained herein, and makes no representations about its suitability for any particular purpose. Users should make their own judgements about those matters and/or seek independent advice. You assume all risks associated with use of the data provided on this page.

# Race Results

December 04, 2013, Race 1, MDN-SW, Distance 1400m, Mowbray - Offset 5m

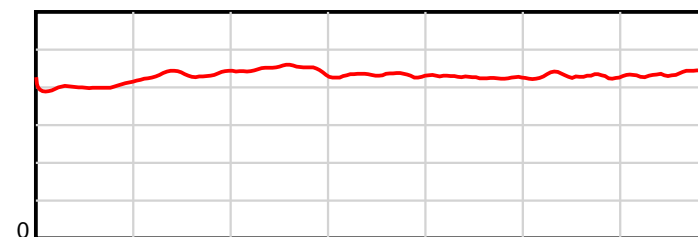
Result	TAB no.	Horse (Barrier)	1400 to	1200m to	1000m to	800m to	600m to	400m to	200m to	Total or	Margin
3rd	1	<b>Bullet Kingdom (4)</b>	<b>1200m</b>	<b>1000m</b>	<b>800m</b>	<b>600m</b>	<b>400m</b>	<b>200m</b>	<b>WP</b>	<b>Average</b>	
		Position in running (margin)	-	7(1.4)	1(0.0)	1(0.0)	2(0.1)	1(0.0)	1(0.0)		0.30
		Sectional time (s)	14.86	11.01	12.55	12.10	11.27	11.91	12.09		
		Cumulative time (s)	85.80	70.94	59.93	47.38	35.28	24.01	12.09	1:25.79	
		Speed (m/s)	13.46	18.17	15.94	16.53	17.75	16.79	16.54	16.32	
		Stride length (m)	5.88	7.84	7.18	7.12	7.58	7.19	7.19	7.09	
		Stride duration (s)	0.414	0.432	0.450	0.431	0.427	0.428	0.435	0.434	
		Stride efficiency (%)	54.02	95.98	80.47	79.30	89.73	80.79	80.76	78.51	
		Stride count	34.02	25.52	27.87	28.07	26.39	27.82	27.82	197.51	

10 m Stride length



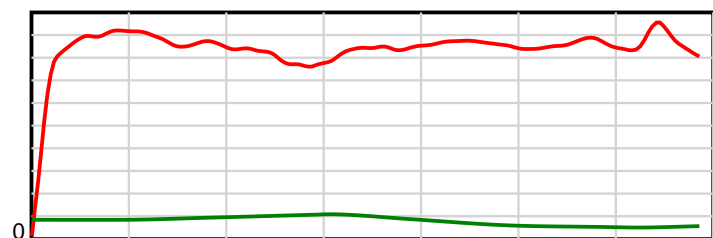
1400 m Finish

0.6 s Stride duration



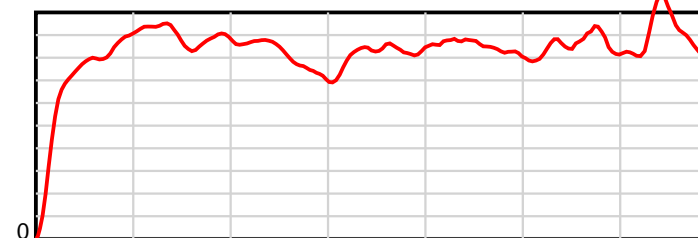
1400 m Finish

20 m/sec Speed



1400 m Finish

100 % Stride efficiency



1400 m Finish

Note: Horizontal distance axis grid lines are 200m furlongs.

## Disclaimer.

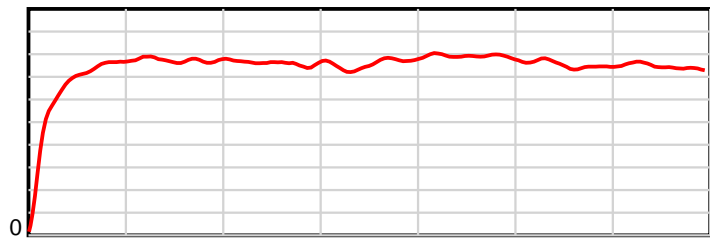
Tasracing Pty Ltd and Thoroughbred Ratings Pty Ltd accepts no responsibility for the completeness or accuracy of any of the information contained herein, and makes no representations about its suitability for any particular purpose. Users should make their own judgements about those matters and/or seek independent advice. You assume all risks associated with use of the data provided on this page.

# Race Results

December 04, 2013, Race 1, MDN-SW, Distance 1400m, Mowbray - Offset 5m

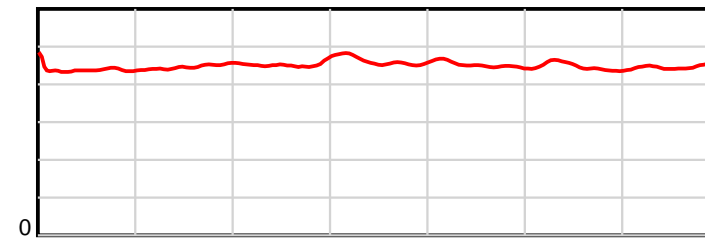
Result	TAB no.	Horse (Barrier)	1400 to	1200m to	1000m to	800m to	600m to	400m to	200m to	Total or	Margin
4th	2	<b>Mygreyhorse (14)</b>	<b>1200m</b>	<b>1000m</b>	<b>800m</b>	<b>600m</b>	<b>400m</b>	<b>200m</b>	<b>WP</b>	<b>Average</b>	
		Position in running (margin)	-	12(4.2)	12(4.8)	6(2.4)	10(4.0)	10(3.5)	9(4.1)		0.80
		Sectional time (s)	14.82	11.35	12.15	12.37	11.20	12.01	12.00		
		Cumulative time (s)	85.89	71.07	59.72	47.58	35.21	24.01	12.00	1:25.89	
		Speed (m/s)	13.50	17.62	16.46	16.17	17.86	16.65	16.67	16.30	
		Stride length (m)	6.11	7.86	7.45	7.46	8.05	7.43	7.44	7.35	
		Stride duration (s)	0.441	0.446	0.453	0.461	0.451	0.446	0.446	0.451	
		Stride efficiency (%)	58.42	96.53	86.79	86.97	101.36	86.22	86.51	84.44	
		Stride count	32.71	25.45	26.84	26.81	24.83	26.93	26.88	190.45	

10 m Stride length



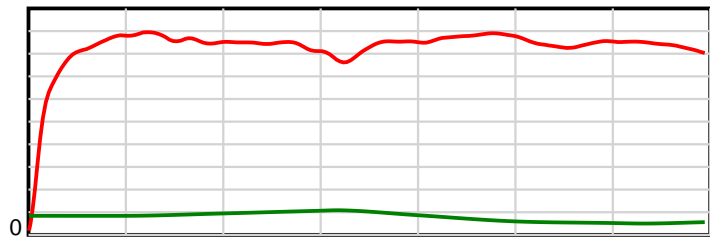
1400 m Finish

0.6 s Stride duration



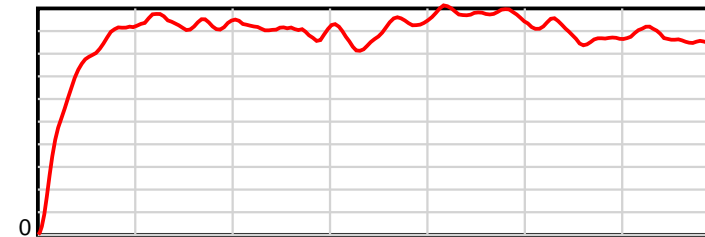
1400 m Finish

20 m/sec Speed



1400 m Finish

100 % Stride efficiency



1400 m Finish

Note: Horizontal distance axis grid lines are 200m furlongs.

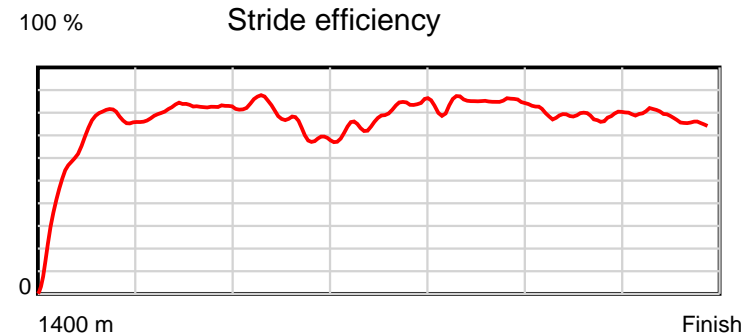
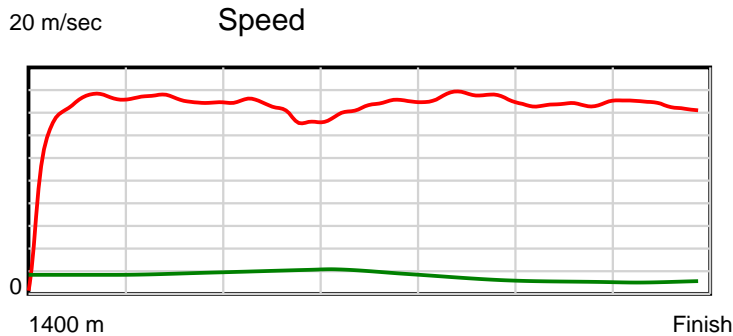
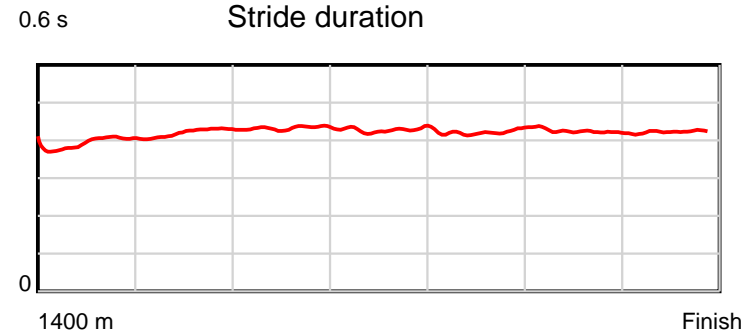
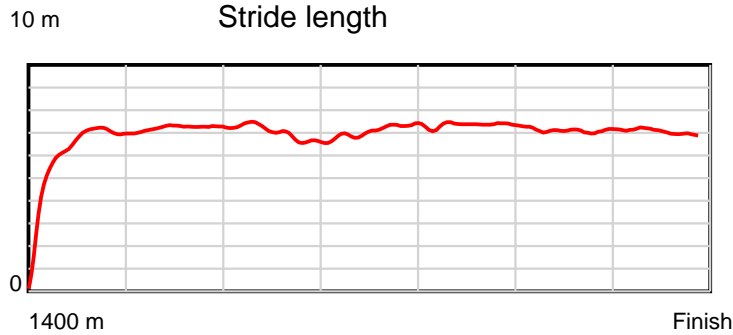
## Disclaimer.

Tasracing Pty Ltd and Thoroughbred Ratings Pty Ltd accepts no responsibility for the completeness or accuracy of any of the information contained herein, and makes no representations about its suitability for any particular purpose. Users should make their own judgements about those matters and/or seek independent advice. You assume all risks associated with use of the data provided on this page.

# Race Results

December 04, 2013, Race 1, MDN-SW, Distance 1400m, Mowbray - Offset 5m

Result	TAB no.	Horse (Barrier)	1400 to	1200m to	1000m to	800m to	600m to	400m to	200m to	Total or	Margin
5th	6	<b>Sid the Sloth (13)</b>	<b>1200m</b>	<b>1000m</b>	<b>800m</b>	<b>600m</b>	<b>400m</b>	<b>200m</b>	<b>WP</b>	<b>Average</b>	
		Position in running (margin)	-	8(2.1)	8(3.4)	9(2.6)	8(2.9)	8(3.1)	7(3.6)		1.30
		Sectional time (s)	14.62	11.46	12.42	12.14	11.32	11.99	12.03		
		Cumulative time (s)	85.98	71.36	59.90	47.48	35.35	24.02	12.03	1:25.98	
		Speed (m/s)	13.68	17.45	16.10	16.47	17.67	16.68	16.63	16.28	
		Stride length (m)	5.45	7.31	6.96	7.04	7.44	7.09	7.02	6.84	
		Stride duration (s)	0.391	0.419	0.432	0.427	0.421	0.425	0.422	0.420	
		Stride efficiency (%)	46.50	83.47	75.78	77.39	86.49	78.61	76.94	73.06	
		Stride count	36.67	27.36	28.72	28.42	26.88	28.20	28.50	204.75	



Note: Horizontal distance axis grid lines are 200m furlongs.

**Disclaimer.**

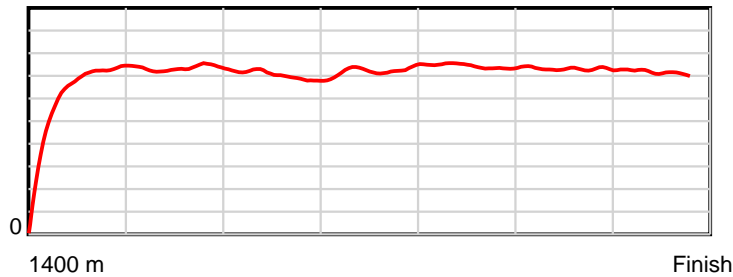
Tasracing Pty Ltd and Thoroughbred Ratings Pty Ltd accepts no responsibility for the completeness or accuracy of any of the information contained herein, and makes no representations about its suitability for any particular purpose. Users should make their own judgements about those matters and/or seek independent advice. You assume all risks associated with use of the data provided on this page.

# Race Results

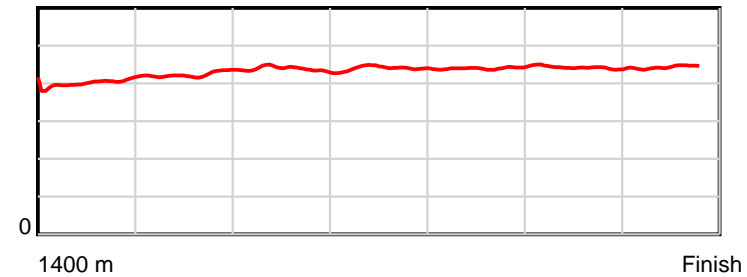
December 04, 2013, Race 1, MDN-SW, Distance 1400m, Mowbray - Offset 5m

Result	TAB no.	Horse (Barrier)	1400 to	1200m to	1000m to	800m to	600m to	400m to	200m to	Total or	Margin
6th	13	Cielo Duro (8)	1200m	1000m	800m	600m	400m	200m	WP	Average	
		Position in running (margin)	-	3(0.7)	2(1.0)	5(1.1)	4(1.3)	7(2.7)	6(3.5)		1.40
		Sectional time (s)	14.22	11.29	12.57	12.13	11.50	12.05	12.23		
		Cumulative time (s)	86.00	71.78	60.49	47.92	35.78	24.28	12.23	1:26.00	
		Speed (m/s)	14.07	17.71	15.91	16.49	17.39	16.60	16.35	16.28	
		Stride length (m)	5.62	7.47	6.98	7.23	7.64	7.35	7.24	7.01	
		Stride duration (s)	0.395	0.422	0.439	0.438	0.439	0.443	0.443	0.431	
		Stride efficiency (%)	49.38	87.21	76.15	81.60	91.22	84.39	81.85	76.79	
		Stride count	35.58	26.77	28.65	27.68	26.18	27.22	27.63	199.71	

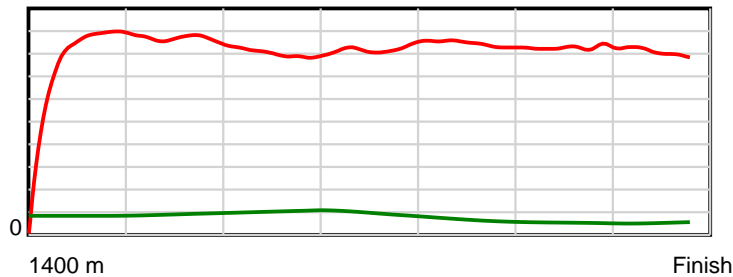
10 m Stride length



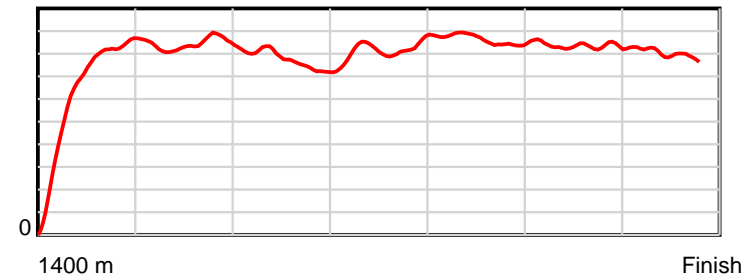
0.6 s Stride duration



20 m/sec Speed



100 % Stride efficiency



Note: Horizontal distance axis grid lines are 200m furlongs.

**Disclaimer.**

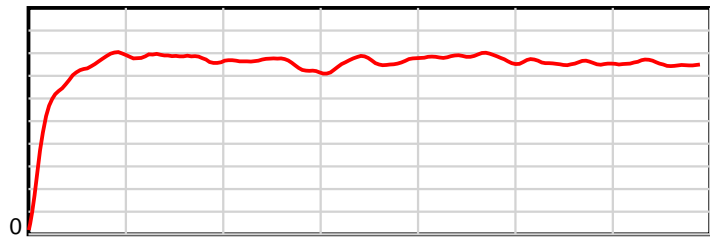
Tasracing Pty Ltd and Thoroughbred Ratings Pty Ltd accepts no responsibility for the completeness or accuracy of any of the information contained herein, and makes no representations about its suitability for any particular purpose. Users should make their own judgements about those matters and/or seek independent advice. You assume all risks associated with use of the data provided on this page.

# Race Results

December 04, 2013, Race 1, MDN-SW, Distance 1400m, Mowbray - Offset 5m

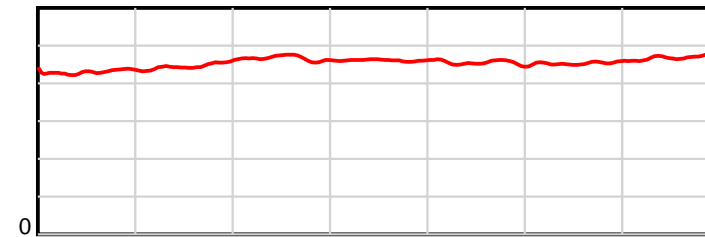
Result	TAB no.	Horse (Barrier)	1400 to	1200m to	1000m to	800m to	600m to	400m to	200m to	Total or	Margin
7th	15	Hoop (2)	1200m	1000m	800m	600m	400m	200m	WP	Average	
		Position in running (margin)	-	4(1.0)	5(1.9)	10(3.0)	7(2.6)	9(3.3)	8(4.0)		3.70
		Sectional time (s)	14.40	11.38	12.74	12.03	11.40	12.02	12.47		
		Cumulative time (s)	86.43	72.03	60.66	47.91	35.88	24.49	12.47	1:26.43	
		Speed (m/s)	13.89	17.57	15.70	16.63	17.54	16.64	16.04	16.20	
		Stride length (m)	6.08	7.80	7.32	7.66	7.99	7.54	7.51	7.36	
		Stride duration (s)	0.429	0.443	0.466	0.460	0.455	0.453	0.468	0.454	
		Stride efficiency (%)	57.70	94.96	83.74	91.60	99.72	88.75	88.06	84.64	
		Stride count	32.91	25.66	27.32	26.12	25.04	26.54	26.64	190.23	

10 m Stride length



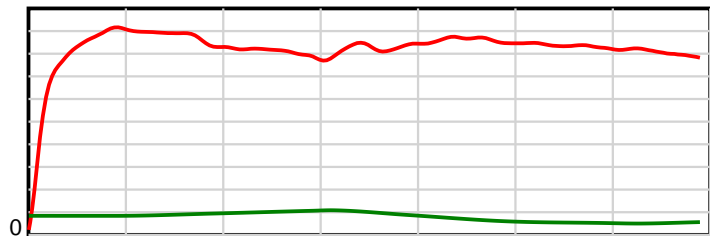
1400 m Finish

0.6 s Stride duration



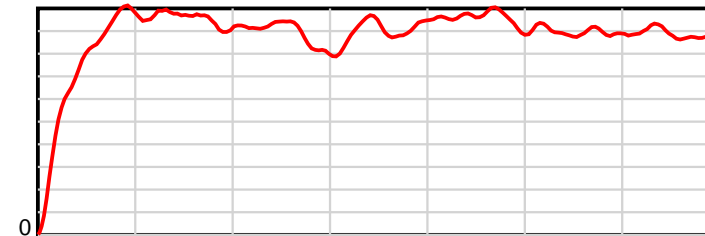
1400 m Finish

20 m/sec Speed



1400 m Finish

100 % Stride efficiency



1400 m Finish

Note: Horizontal distance axis grid lines are 200m furlongs.

## Disclaimer.

Tasracing Pty Ltd and Thoroughbred Ratings Pty Ltd accepts no responsibility for the completeness or accuracy of any of the information contained herein, and makes no representations about its suitability for any particular purpose. Users should make their own judgements about those matters and/or seek independent advice. You assume all risks associated with use of the data provided on this page.

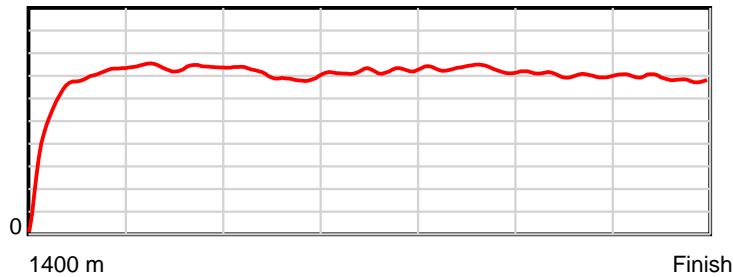


# Race Results

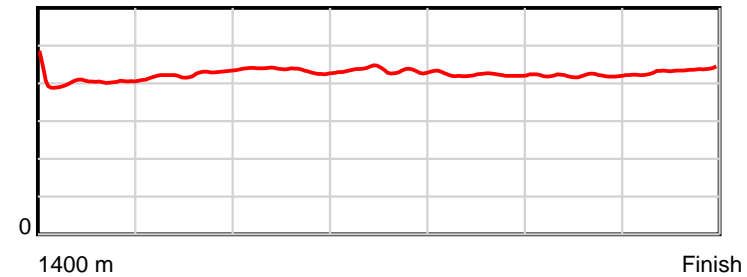
December 04, 2013, Race 1, MDN-SW, Distance 1400m, Mowbray - Offset 5m

Result	TAB no.	Horse (Barrier)	1400 to	1200m to	1000m to	800m to	600m to	400m to	200m to	Total or	Margin
8th	12	<b>Chilli Quest (11)</b>	<b>1200m</b>	<b>1000m</b>	<b>800m</b>	<b>600m</b>	<b>400m</b>	<b>200m</b>	<b>WP</b>	<b>Average</b>	
		Position in running (margin)	-	1(0.0)	4(1.5)	4(1.0)	3(1.2)	3(1.0)	3(2.3)		4.00
		Sectional time (s)	14.30	11.50	12.47	12.12	11.25	12.13	12.72		
		Cumulative time (s)	86.48	72.18	60.69	48.22	36.10	24.85	12.72	1:26.48	
		Speed (m/s)	13.98	17.39	16.04	16.50	17.78	16.49	15.72	16.19	
		Stride length (m)	5.85	7.37	6.98	7.17	7.51	6.93	6.82	6.91	
		Stride duration (s)	0.409	0.424	0.435	0.434	0.423	0.420	0.434	0.427	
		Stride efficiency (%)	53.42	84.87	76.06	80.31	88.20	74.99	72.63	74.51	
		Stride count	34.21	27.14	28.67	27.90	26.62	28.87	29.34	202.75	

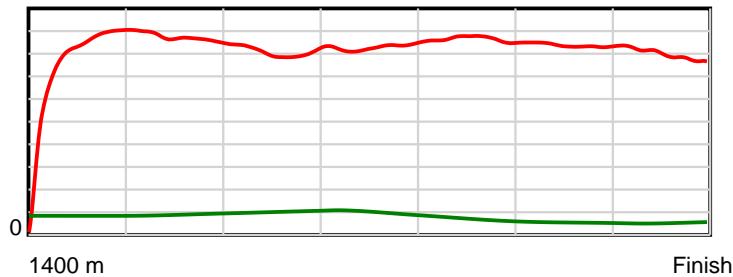
10 m Stride length



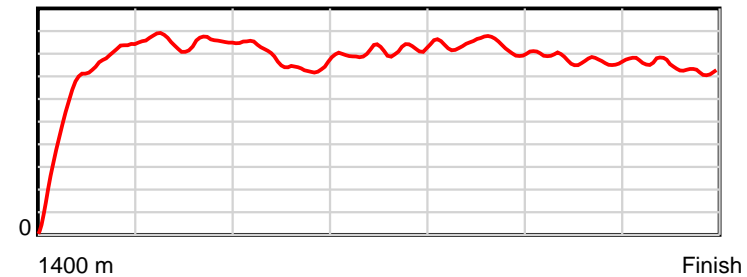
0.6 s Stride duration



20 m/sec Speed



100 % Stride efficiency



Note: Horizontal distance axis grid lines are 200m furlongs.

**Disclaimer.**

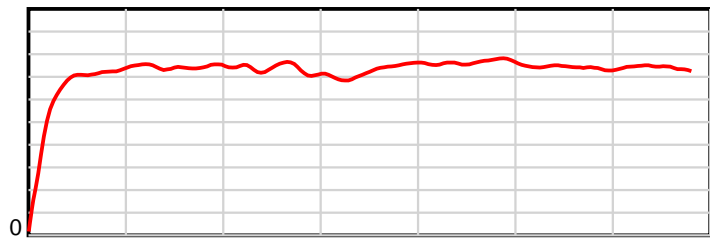
Tasracing Pty Ltd and Thoroughbred Ratings Pty Ltd accepts no responsibility for the completeness or accuracy of any of the information contained herein, and makes no representations about its suitability for any particular purpose. Users should make their own judgements about those matters and/or seek independent advice. You assume all risks associated with use of the data provided on this page.

# Race Results

December 04, 2013, Race 1, MDN-SW, Distance 1400m, Mowbray - Offset 5m

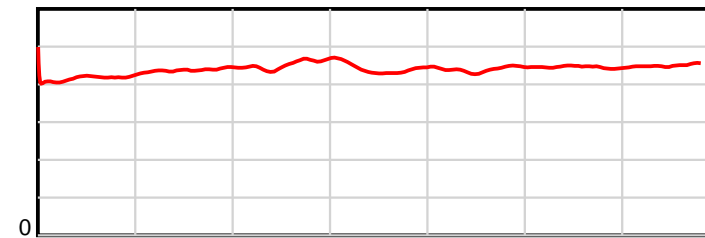
Result	TAB no.	Horse (Barrier)	1400 to	1200m to	1000m to	800m to	600m to	400m to	200m to	Total or	Margin
9th	9	<b>Rhiannons Gold (6)</b>	<b>1200m</b>	<b>1000m</b>	<b>800m</b>	<b>600m</b>	<b>400m</b>	<b>200m</b>	<b>WP</b>	<b>Average</b>	
		Position in running (margin)	-	11(3.7)	11(4.5)	12(3.6)	13(4.9)	12(5.1)	11(6.1)		4.20
		Sectional time (s)	14.81	11.37	12.40	12.30	11.31	12.09	12.23		
		Cumulative time (s)	86.52	71.71	60.33	47.93	35.64	24.33	12.23	1:26.51	
		Speed (m/s)	13.51	17.59	16.13	16.26	17.68	16.54	16.35	16.18	
		Stride length (m)	5.77	7.66	7.25	7.23	7.78	7.37	7.34	7.14	
		Stride duration (s)	0.421	0.436	0.450	0.444	0.440	0.446	0.449	0.441	
		Stride efficiency (%)	52.11	91.67	82.24	81.62	94.61	84.91	84.21	79.68	
		Stride count	34.63	26.11	27.57	27.67	25.70	27.13	27.25	196.06	

10 m Stride length



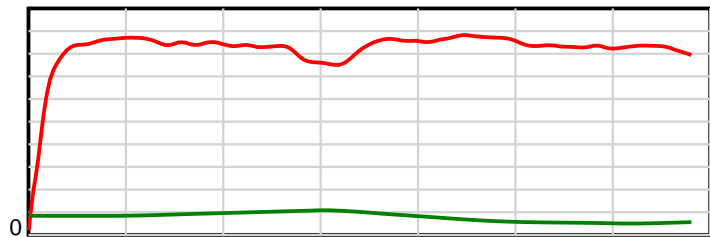
1400 m Finish

0.6 s Stride duration



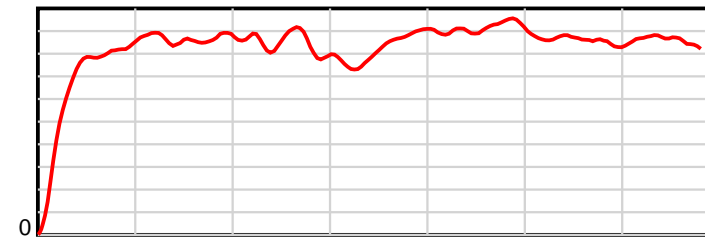
1400 m Finish

20 m/sec Speed



1400 m Finish

100 % Stride efficiency



1400 m Finish

Note: Horizontal distance axis grid lines are 200m furlongs.

## Disclaimer.

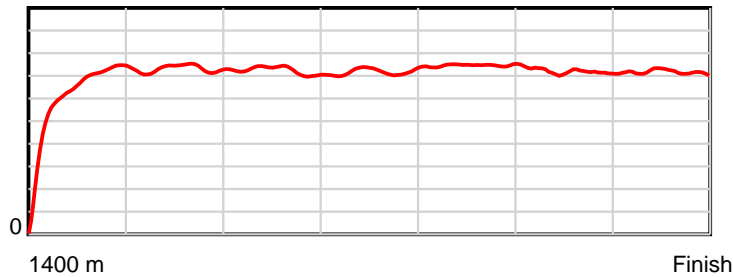
Tasracing Pty Ltd and Thoroughbred Ratings Pty Ltd accepts no responsibility for the completeness or accuracy of any of the information contained herein, and makes no representations about its suitability for any particular purpose. Users should make their own judgements about those matters and/or seek independent advice. You assume all risks associated with use of the data provided on this page.

# Race Results

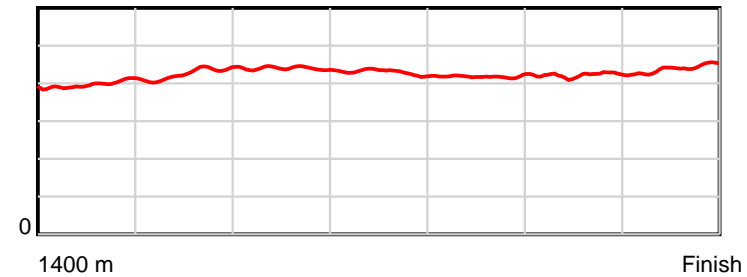
December 04, 2013, Race 1, MDN-SW, Distance 1400m, Mowbray - Offset 5m

Result	TAB no.	Horse (Barrier)	1400 to	1200m to	1000m to	800m to	600m to	400m to	200m to	Total or	Margin
10th	3	<b>Full Magnum (12)</b>	<b>1200m</b>	<b>1000m</b>	<b>800m</b>	<b>600m</b>	<b>400m</b>	<b>200m</b>	<b>WP</b>	<b>Average</b>	
		Position in running (margin)	-	2(0.0)	7(2.3)	7(2.5)	6(2.5)	4(1.2)	4(2.8)		5.20
		Sectional time (s)	14.54	11.62	12.59	12.09	11.06	12.19	12.62		
		Cumulative time (s)	86.71	72.17	60.55	47.96	35.87	24.81	12.62	1:26.70	
		Speed (m/s)	13.76	17.21	15.89	16.54	18.08	16.41	15.85	16.15	
		Stride length (m)	5.55	7.32	6.98	7.10	7.57	6.90	6.98	6.85	
		Stride duration (s)	0.394	0.425	0.440	0.429	0.418	0.420	0.441	0.425	
		Stride efficiency (%)	48.17	83.68	76.20	78.83	89.45	74.30	76.22	73.42	
		Stride count	36.02	27.33	28.64	28.16	26.44	29.01	28.64	204.24	

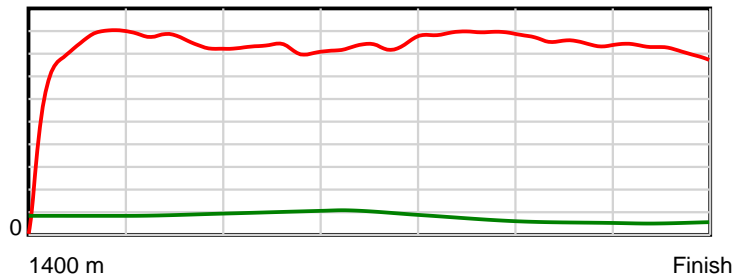
10 m Stride length



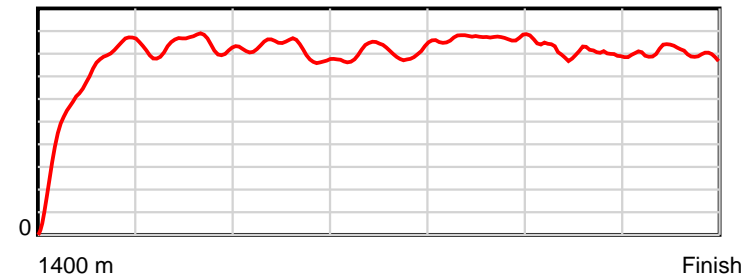
0.6 s Stride duration



20 m/sec Speed



100 % Stride efficiency



Note: Horizontal distance axis grid lines are 200m furlongs.

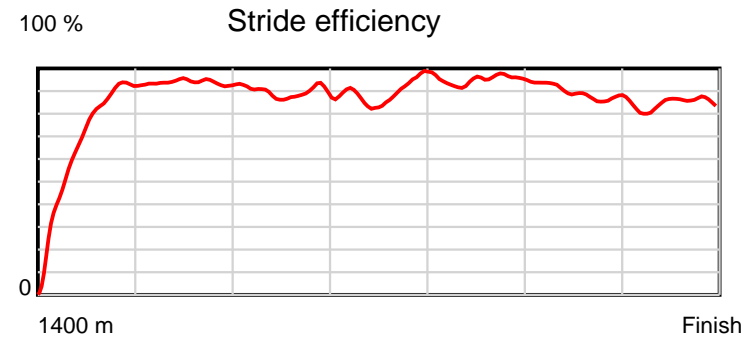
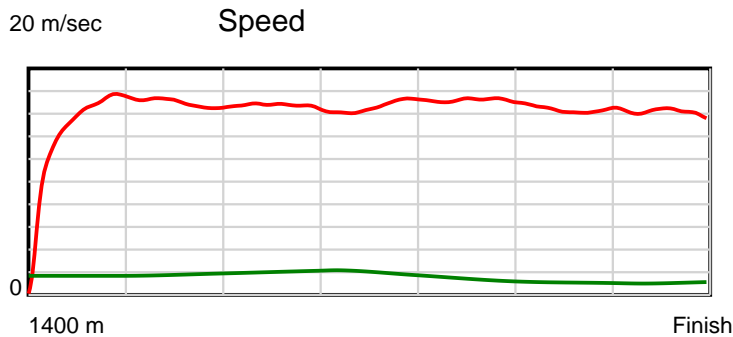
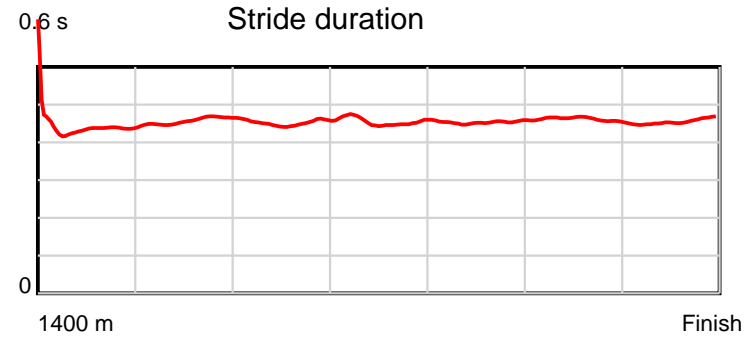
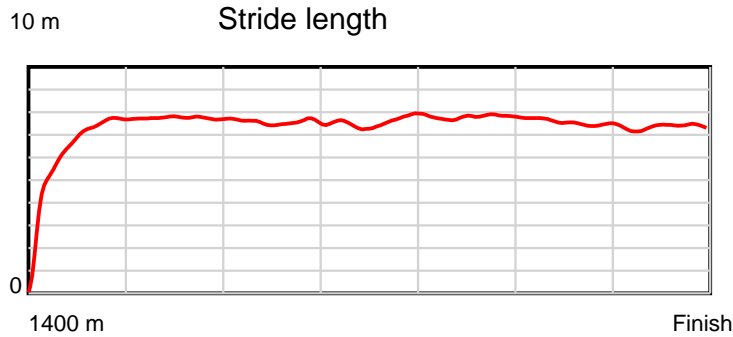
## Disclaimer.

Tasracing Pty Ltd and Thoroughbred Ratings Pty Ltd accepts no responsibility for the completeness or accuracy of any of the information contained herein, and makes no representations about its suitability for any particular purpose. Users should make their own judgements about those matters and/or seek independent advice. You assume all risks associated with use of the data provided on this page.

# Race Results

December 04, 2013, Race 1, MDN-SW, Distance 1400m, Mowbray - Offset 5m

Result	TAB no.	Horse (Barrier)	1400 to	1200m to	1000m to	800m to	600m to	400m to	200m to	Total or	Margin
11th	4	<b>He's Feisty (3)</b>	<b>1200m</b>	<b>1000m</b>	<b>800m</b>	<b>600m</b>	<b>400m</b>	<b>200m</b>	<b>WP</b>	<b>Average</b>	
		Position in running (margin)	-	14(4.5)	14(6.8)	14(5.0)	14(5.5)	13(6.1)	13(8.7)		7.20
		Sectional time (s)	14.94	11.62	12.25	12.18	11.38	12.33	12.38		
		Cumulative time (s)	87.08	72.14	60.52	48.27	36.10	24.71	12.38	1:27.08	
		Speed (m/s)	13.38	17.21	16.33	16.42	17.57	16.22	16.16	16.08	
		Stride length (m)	6.01	7.86	7.38	7.48	7.95	7.48	7.36	7.31	
		Stride duration (s)	0.439	0.457	0.452	0.456	0.453	0.461	0.456	0.455	
		Stride efficiency (%)	56.50	96.58	85.10	87.47	98.86	87.48	84.72	83.46	
		Stride count	33.26	25.44	27.10	26.73	25.15	26.73	27.16	191.57	



Note: Horizontal distance axis grid lines are 200m furlongs.

#### Disclaimer.

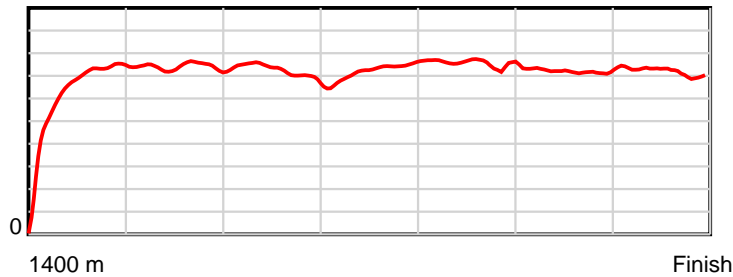
Tasracing Pty Ltd and Thoroughbred Ratings Pty Ltd accepts no responsibility for the completeness or accuracy of any of the information contained herein, and makes no representations about its suitability for any particular purpose. Users should make their own judgements about those matters and/or seek independent advice. You assume all risks associated with use of the data provided on this page.

# Race Results

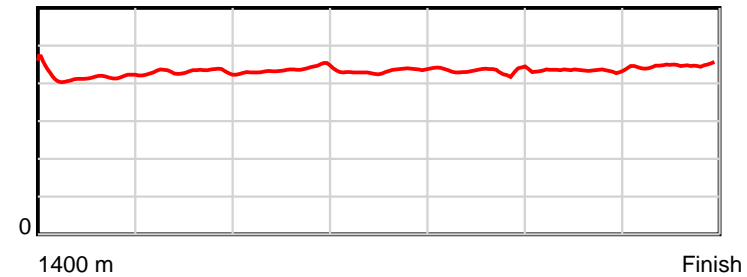
December 04, 2013, Race 1, MDN-SW, Distance 1400m, Mowbray - Offset 5m

Result	TAB no.	Horse (Barrier)	1400 to	1200m to	1000m to	800m to	600m to	400m to	200m to	Total or	Margin
12th	11	<b>Calligraphy (10)</b>	<b>1200m</b>	<b>1000m</b>	<b>800m</b>	<b>600m</b>	<b>400m</b>	<b>200m</b>	<b>WP</b>	<b>Average</b>	
		Position in running (margin)	-	13(4.2)	13(5.5)	13(4.8)	12(4.8)	11(4.4)	12(7.2)		8.50
		Sectional time (s)	15.33	11.45	12.44	12.09	11.21	12.39	12.42		
		Cumulative time (s)	87.33	72.00	60.54	48.10	36.01	24.80	12.42	1:27.33	
		Speed (m/s)	13.05	17.47	16.08	16.54	17.84	16.14	16.10	16.03	
		Stride length (m)	5.75	7.52	7.02	7.15	7.61	6.98	7.20	6.98	
		Stride duration (s)	0.420	0.430	0.437	0.432	0.427	0.432	0.447	0.435	
		Stride efficiency (%)	51.62	88.29	77.00	79.78	90.59	76.18	81.03	76.14	
		Stride count	34.80	26.61	28.49	27.99	26.27	28.64	27.77	200.57	

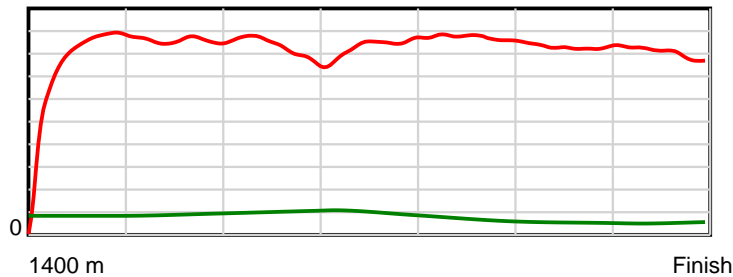
10 m Stride length



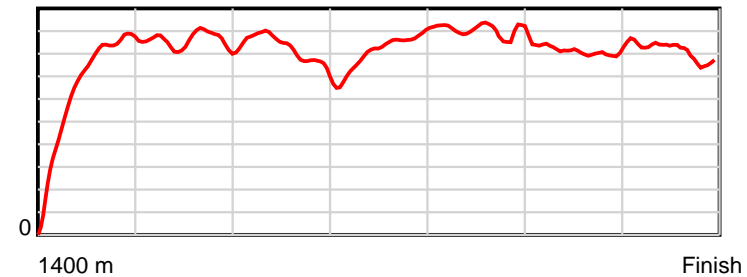
0.6 s Stride duration



20 m/sec Speed



100 % Stride efficiency



Note: Horizontal distance axis grid lines are 200m furlongs.

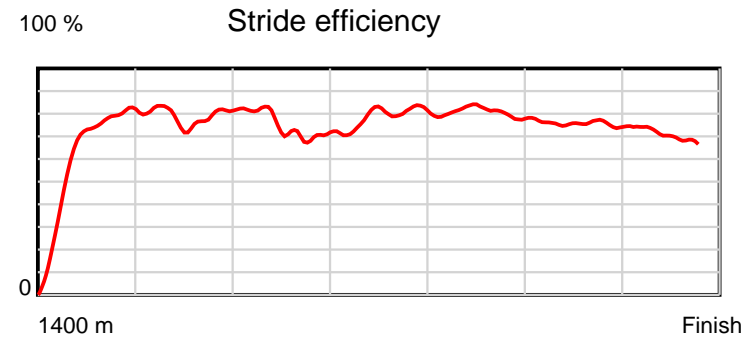
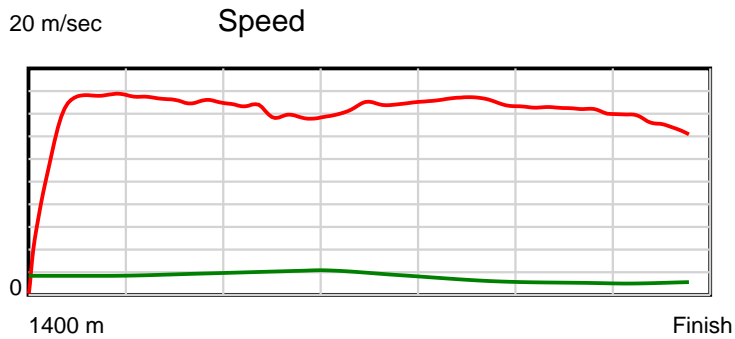
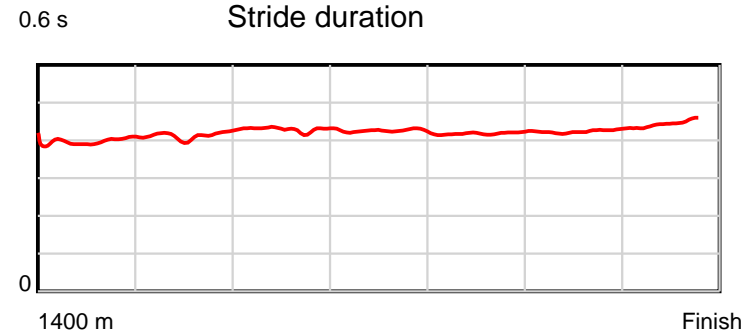
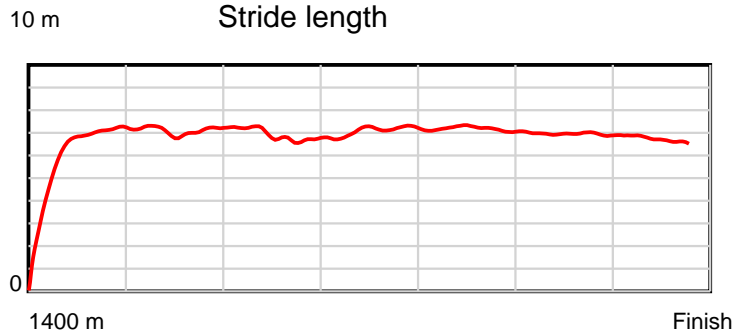
**Disclaimer.**

Tasracing Pty Ltd and Thoroughbred Ratings Pty Ltd accepts no responsibility for the completeness or accuracy of any of the information contained herein, and makes no representations about its suitability for any particular purpose. Users should make their own judgements about those matters and/or seek independent advice. You assume all risks associated with use of the data provided on this page.

# Race Results

December 04, 2013, Race 1, MDN-SW, Distance 1400m, Mowbray - Offset 5m

Result	TAB no.	Horse (Barrier)	1400 to	1200m to	1000m to	800m to	600m to	400m to	200m to	Total or	Margin
13th	14	<b>Questions (1)</b>	<b>1200m</b>	<b>1000m</b>	<b>800m</b>	<b>600m</b>	<b>400m</b>	<b>200m</b>	<b>WP</b>	<b>Average</b>	
		Position in running (margin)	-	6(1.4)	3(1.2)	3(0.9)	5(1.4)	5(2.2)	10(4.8)		11.00
		Sectional time (s)	14.82	11.21	12.51	12.16	11.41	12.34	13.34		
		Cumulative time (s)	87.81	72.99	61.78	49.26	37.10	25.69	13.34	1:27.81	
		Speed (m/s)	13.50	17.84	15.99	16.45	17.53	16.21	14.99	15.94	
		Stride length (m)	5.56	7.32	6.85	7.01	7.34	6.84	6.63	6.74	
		Stride duration (s)	0.392	0.410	0.428	0.426	0.419	0.422	0.442	0.423	
		Stride efficiency (%)	48.28	83.75	73.23	76.75	84.23	73.15	68.65	71.00	
		Stride count	35.98	27.32	29.22	28.54	27.24	29.23	30.17	207.70	



Note: Horizontal distance axis grid lines are 200m furlongs.

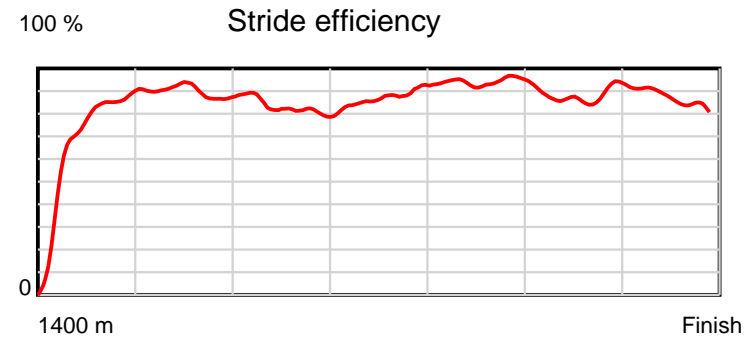
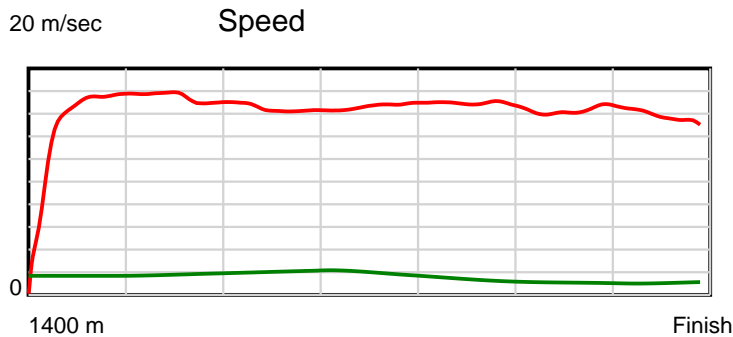
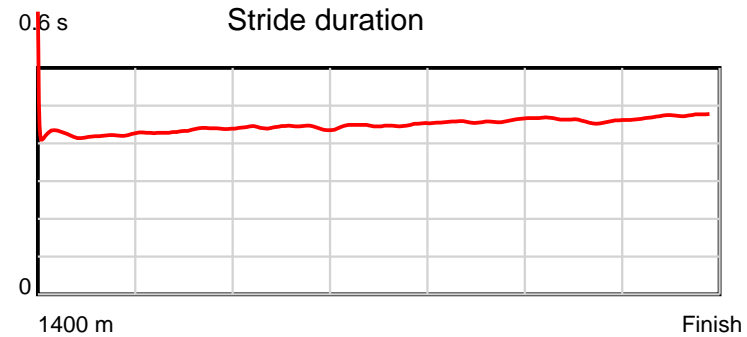
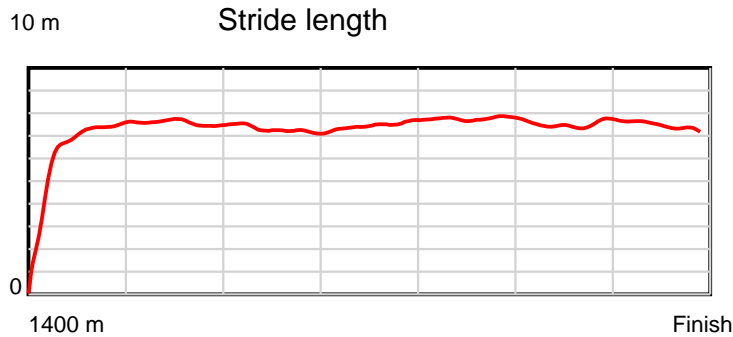
**Disclaimer.**

Tasracing Pty Ltd and Thoroughbred Ratings Pty Ltd accepts no responsibility for the completeness or accuracy of any of the information contained herein, and makes no representations about its suitability for any particular purpose. Users should make their own judgements about those matters and/or seek independent advice. You assume all risks associated with use of the data provided on this page.

# Race Results

December 04, 2013, Race 1, MDN-SW, Distance 1400m, Mowbray - Offset 5m

Result	TAB no.	Horse (Barrier)	1400 to	1200m to	1000m to	800m to	600m to	400m to	200m to	Total or	Margin
14th	7	<b>Victory Medal (9)</b>	<b>1200m</b>	<b>1000m</b>	<b>800m</b>	<b>600m</b>	<b>400m</b>	<b>200m</b>	<b>WP</b>	<b>Average</b>	
		Position in running (margin)	-	10(3.5)	10(4.4)	11(3.4)	11(4.0)	14(6.7)	14(10.9)		13.30
		Sectional time (s)	15.15	11.40	12.38	12.19	11.73	12.60	12.81		
		Cumulative time (s)	88.26	73.11	61.72	49.33	37.14	25.41	12.81	1:28.26	
		Speed (m/s)	13.21	17.54	16.16	16.41	17.05	15.87	15.61	15.86	
		Stride length (m)	5.89	7.60	7.14	7.32	7.80	7.33	7.38	7.16	
		Stride duration (s)	0.424	0.433	0.442	0.446	0.457	0.462	0.472	0.451	
		Stride efficiency (%)	54.25	90.22	79.71	83.67	95.00	83.90	85.03	80.01	
		Stride count	33.94	26.32	28.00	27.33	25.65	27.30	27.11	195.65	



Note: Horizontal distance axis grid lines are 200m furlongs.

#### Disclaimer.

Tasracing Pty Ltd and Thoroughbred Ratings Pty Ltd accepts no responsibility for the completeness or accuracy of any of the information contained herein, and makes no representations about its suitability for any particular purpose. Users should make their own judgements about those matters and/or seek independent advice. You assume all risks associated with use of the data provided on this page.