



Race Results

Tasmanian Turf Club, Launceston, December 04, 2013

Compilation date: December 5, 2013, 11:40:56 AM (EST)

Copyright © 2013 Tasracing Pty Ltd. All rights reserved.

Trademarks.

StrideMASTER is a registered trademark of Thoroughbred Ratings Pty Ltd.

Disclaimer.

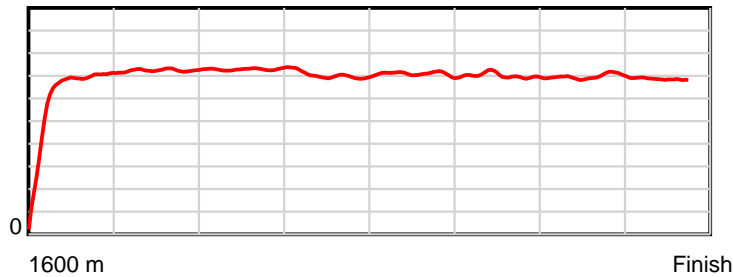
Tasracing Pty Ltd and Thoroughbred Ratings Pty Ltd accepts no responsibility for the completeness or accuracy of any of the information contained herein, and makes no representations about its suitability for any particular purpose. Users should make their own judgements about those matters and/or seek independent advice. You assume all risks associated with use of the data provided on this page.

Race Results

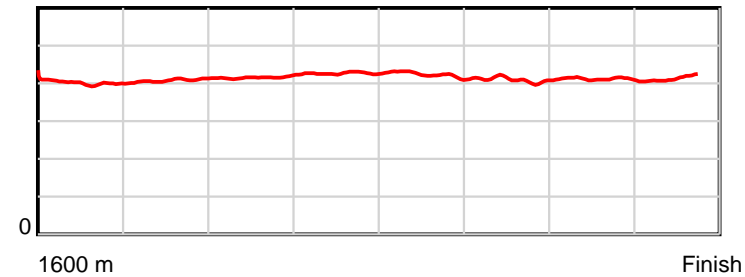
December 04, 2013, Race 2, MDN/CL1-SW, Distance 1600m, Mowbray - Offset 5m

Result	TAB no.	Horse (Barrier)	1600 to	1400m to	1200m to	1000m to	800m to	600m to	400m to	200m to	Total or	Margin
1st	2	Keukenhof (1)	1400m	1200m	1000m	800m	600m	400m	200m	WP	Average	
		Position in running (margin)	-	7(2.9)	7(3.8)	6(3.4)	5(3.0)	3(0.5)	1(0.0)	2(0.3)		0.00
		Sectional time (s)	15.01	10.83	11.36	12.26	12.12	11.49	11.96	11.92		
		Cumulative time (s)	96.95	81.94	71.11	59.75	47.50	35.37	23.88	11.92	1:36.95	
		Speed (m/s)	13.32	18.47	17.61	16.31	16.50	17.41	16.72	16.78	16.50	
		Stride length (m)	5.62	7.46	7.29	6.94	7.03	7.15	6.86	6.92	6.86	
		Stride duration (s)	0.407	0.404	0.414	0.425	0.426	0.411	0.411	0.412	0.416	
		Stride efficiency (%)	49.30	86.97	83.12	75.21	77.30	79.86	73.62	74.84	73.60	
		Stride count	35.61	26.81	27.42	28.83	28.44	27.98	29.14	28.90	233.13	

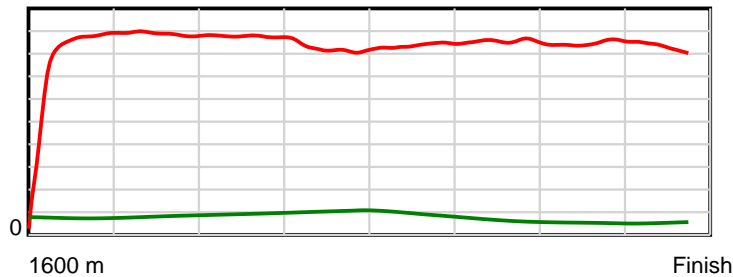
10 m Stride length



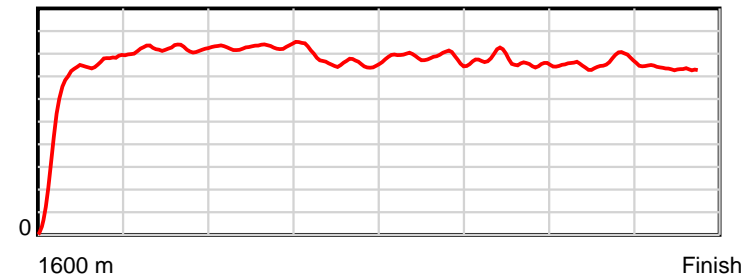
0.6 s Stride duration



20 m/sec Speed



100 % Stride efficiency



Note: Horizontal distance axis grid lines are 200m furlongs.

Disclaimer.

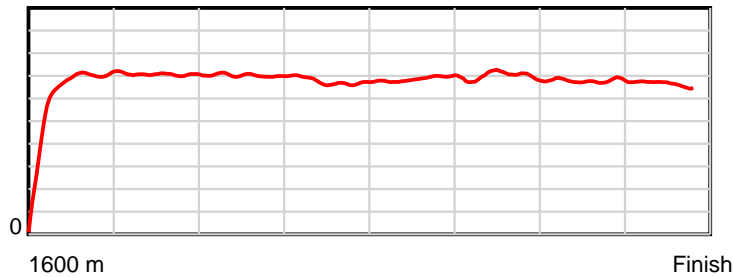
Tasracing Pty Ltd and Thoroughbred Ratings Pty Ltd accepts no responsibility for the completeness or accuracy of any of the information contained herein, and makes no representations about its suitability for any particular purpose. Users should make their own judgements about those matters and/or seek independent advice. You assume all risks associated with use of the data provided on this page.

Race Results

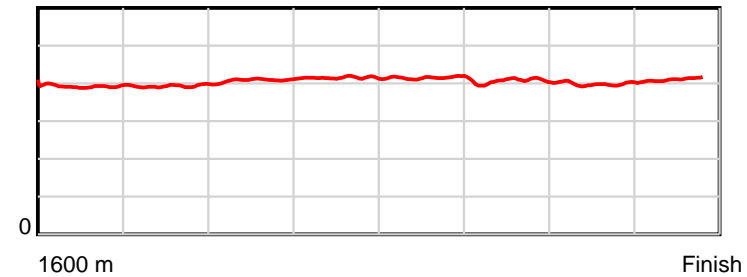
December 04, 2013, Race 2, MDN/CL1-SW, Distance 1600m, Mowbray - Offset 5m

Result	TAB no.	Horse (Barrier)	1600 to	1400m to	1200m to	1000m to	800m to	600m to	400m to	200m to	Total or	Margin
2nd	6	Acacia Bloom (7)	1400m	1200m	1000m	800m	600m	400m	200m	WP	Average	
		Position in running (margin)	-	2(0.0)	3(1.3)	4(2.4)	4(2.9)	6(1.7)	4(0.7)	1(0.0)		0.20
		Sectional time (s)	14.29	10.89	11.61	12.40	12.36	11.40	11.80	12.24		
		Cumulative time (s)	96.99	82.70	71.81	60.20	47.79	35.44	24.03	12.24	1:36.98	
		Speed (m/s)	14.00	18.37	17.23	16.13	16.18	17.54	16.95	16.34	16.50	
		Stride length (m)	5.53	7.21	6.99	6.69	6.71	7.14	6.76	6.68	6.67	
		Stride duration (s)	0.390	0.392	0.406	0.415	0.415	0.407	0.399	0.409	0.404	
		Stride efficiency (%)	47.87	81.13	76.35	69.83	70.41	79.61	71.37	69.79	69.58	
		Stride count	36.14	27.76	28.61	29.92	29.80	28.02	29.59	29.93	239.77	

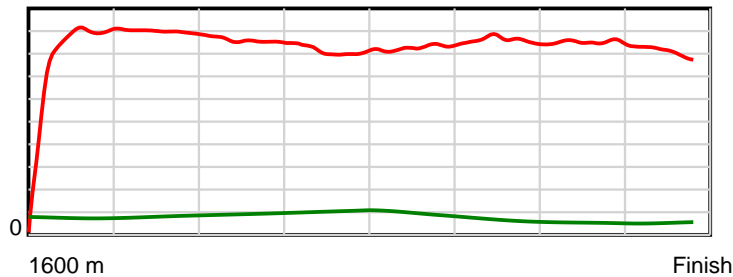
10 m Stride length



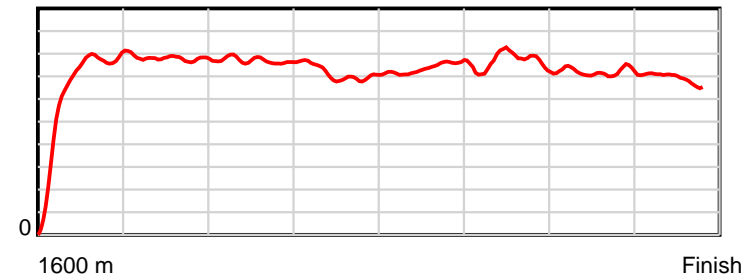
0.6 s Stride duration



20 m/sec Speed



100 % Stride efficiency



Note: Horizontal distance axis grid lines are 200m furlongs.

Disclaimer.

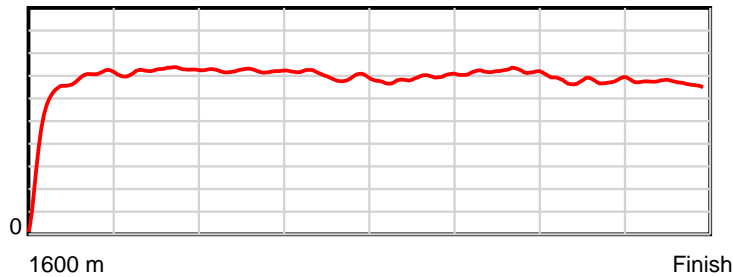
Tasracing Pty Ltd and Thoroughbred Ratings Pty Ltd accepts no responsibility for the completeness or accuracy of any of the information contained herein, and makes no representations about its suitability for any particular purpose. Users should make their own judgements about those matters and/or seek independent advice. You assume all risks associated with use of the data provided on this page.

Race Results

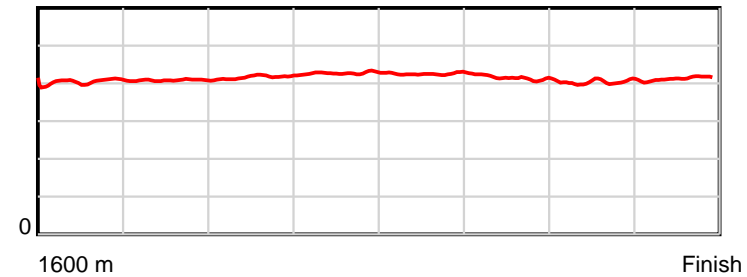
December 04, 2013, Race 2, MDN/CL1-SW, Distance 1600m, Mowbray - Offset 5m

Result	TAB no.	Horse (Barrier)	1600 to	1400m to	1200m to	1000m to	800m to	600m to	400m to	200m to	Total or	Margin
3rd	12	Carnelian Crys... (6)	1400m	1200m	1000m	800m	600m	400m	200m	WP	Average	
		Position in running (margin)	-	3(0.2)	6(2.7)	5(3.1)	7(4.2)	8(2.8)	7(1.5)	4(2.0)		2.00
		Sectional time (s)	14.30	11.10	11.49	12.50	12.32	11.36	12.00	12.25		
		Cumulative time (s)	97.31	83.01	71.92	60.42	47.92	35.60	24.25	12.25	1:37.31	
		Speed (m/s)	13.98	18.02	17.41	16.00	16.23	17.61	16.67	16.33	16.44	
		Stride length (m)	5.76	7.35	7.25	6.82	6.90	7.31	6.73	6.71	6.82	
		Stride duration (s)	0.406	0.407	0.416	0.426	0.425	0.415	0.404	0.411	0.415	
		Stride efficiency (%)	51.82	84.31	82.03	72.71	74.45	83.55	70.78	70.46	72.62	
		Stride count	34.73	27.23	27.60	29.32	28.98	27.35	29.72	29.78	234.71	

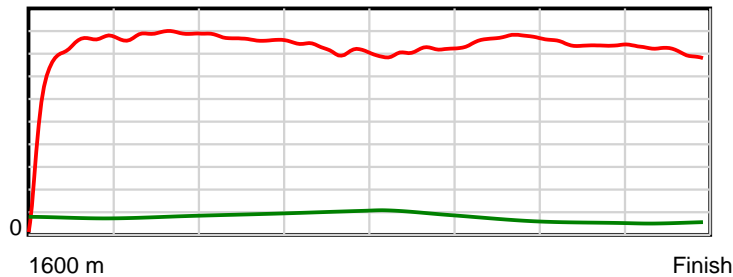
10 m Stride length



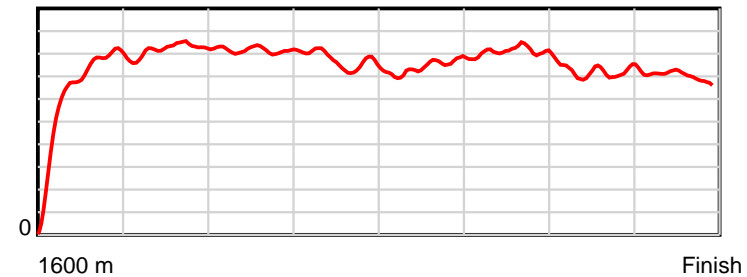
0.6 s Stride duration



20 m/sec Speed



100 % Stride efficiency



Note: Horizontal distance axis grid lines are 200m furlongs.

Disclaimer.

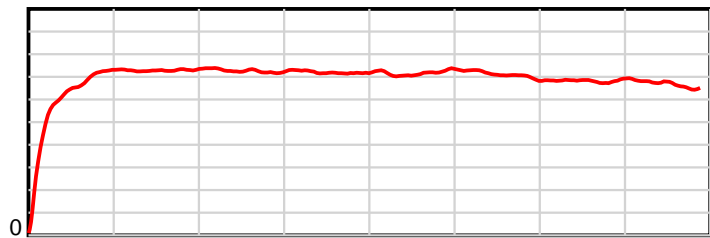
Tasracing Pty Ltd and Thoroughbred Ratings Pty Ltd accepts no responsibility for the completeness or accuracy of any of the information contained herein, and makes no representations about its suitability for any particular purpose. Users should make their own judgements about those matters and/or seek independent advice. You assume all risks associated with use of the data provided on this page.

Race Results

December 04, 2013, Race 2, MDN/CL1-SW, Distance 1600m, Mowbray - Offset 5m

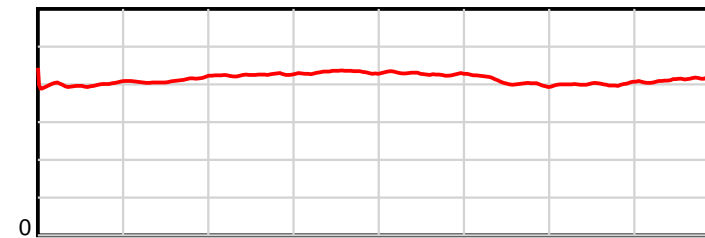
Result	TAB no.	Horse (Barrier)	1600 to	1400m to	1200m to	1000m to	800m to	600m to	400m to	200m to	Total or	Margin
4th	10	Maleesh (5)	1400m	1200m	1000m	800m	600m	400m	200m	WP	Average	
		Position in running (margin)	-	10(3.2)	8(3.9)	8(5.5)	8(4.5)	7(2.5)	6(1.5)	3(2.0)		3.30
		Sectional time (s)	14.83	10.80	11.69	12.17	12.20	11.40	12.00	12.46		
		Cumulative time (s)	97.55	82.72	71.92	60.24	48.06	35.86	24.46	12.46	1:37.54	
		Speed (m/s)	13.48	18.52	17.11	16.43	16.39	17.54	16.67	16.05	16.40	
		Stride length (m)	5.71	7.57	7.26	7.09	7.03	7.19	6.64	6.64	6.85	
		Stride duration (s)	0.414	0.409	0.424	0.431	0.429	0.410	0.398	0.413	0.417	
		Stride efficiency (%)	50.96	89.66	82.34	78.58	77.13	80.84	68.87	68.82	73.23	
		Stride count	35.02	26.40	27.55	28.20	28.47	27.81	30.13	30.14	233.72	

10 m Stride length



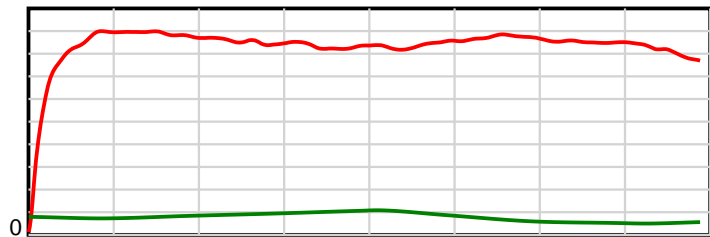
1600 m Finish

0.6 s Stride duration



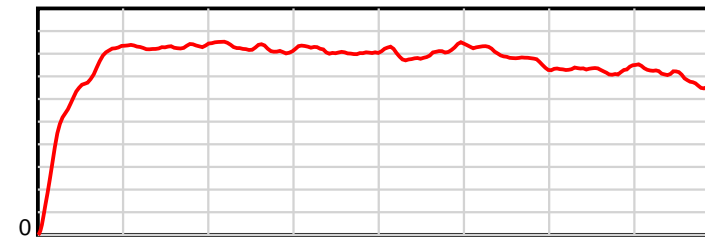
1600 m Finish

20 m/sec Speed



1600 m Finish

100 % Stride efficiency



1600 m Finish

Note: Horizontal distance axis grid lines are 200m furlongs.

Disclaimer.

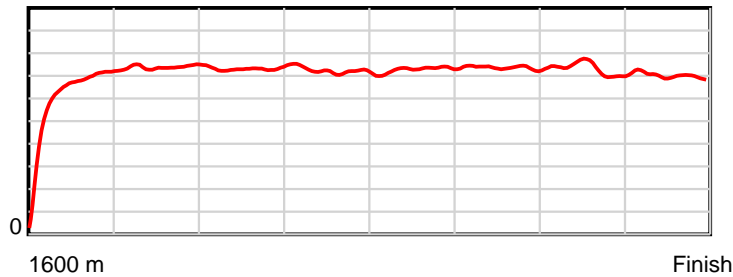
Tasracing Pty Ltd and Thoroughbred Ratings Pty Ltd accepts no responsibility for the completeness or accuracy of any of the information contained herein, and makes no representations about its suitability for any particular purpose. Users should make their own judgements about those matters and/or seek independent advice. You assume all risks associated with use of the data provided on this page.

Race Results

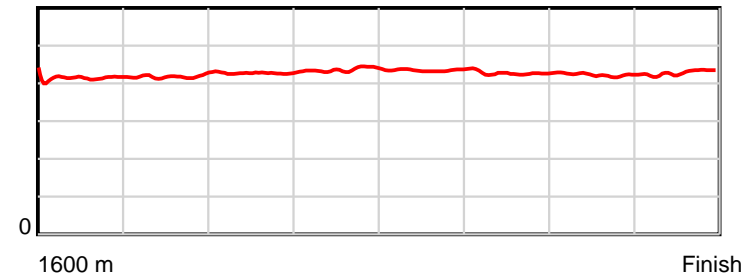
December 04, 2013, Race 2, MDN/CL1-SW, Distance 1600m, Mowbray - Offset 5m

Result	TAB no.	Horse (Barrier)	1600 to	1400m to	1200m to	1000m to	800m to	600m to	400m to	200m to	Total or	Margin
5th	9	Lake Nive (8)	1400m	1200m	1000m	800m	600m	400m	200m	WP	Average	
		Position in running (margin)	-	9(3.0)	11(5.7)	12(7.2)	12(6.9)	14(4.5)	11(3.9)	7(4.6)		5.60
		Sectional time (s)	15.02	11.13	11.68	12.27	12.14	11.47	12.05	12.23		
		Cumulative time (s)	97.98	82.96	71.83	60.15	47.88	35.74	24.28	12.23	1:37.98	
		Speed (m/s)	13.32	17.97	17.12	16.30	16.47	17.44	16.60	16.35	16.33	
		Stride length (m)	5.71	7.50	7.31	7.10	7.16	7.45	7.01	7.01	6.98	
		Stride duration (s)	0.417	0.417	0.427	0.436	0.434	0.427	0.422	0.429	0.428	
		Stride efficiency (%)	50.86	87.86	83.45	78.85	80.08	86.74	76.84	76.81	76.23	
		Stride count	35.06	26.67	27.37	28.15	27.94	26.84	28.52	28.53	229.08	

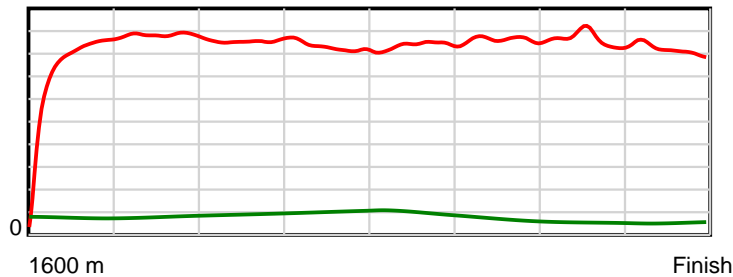
10 m Stride length



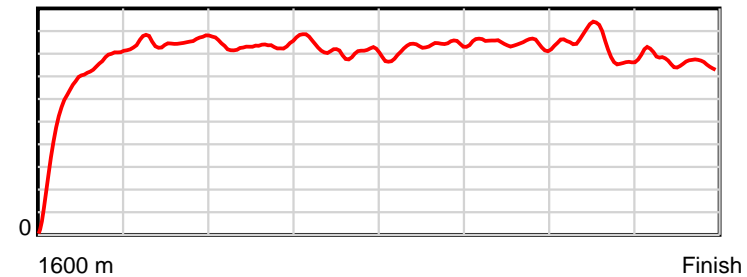
0.6 s Stride duration



20 m/sec Speed



100 % Stride efficiency



Note: Horizontal distance axis grid lines are 200m furlongs.

Disclaimer.

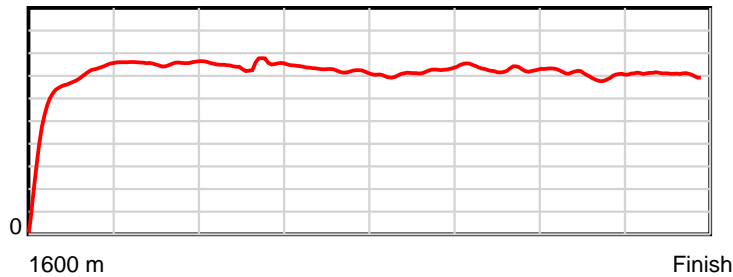
Tasracing Pty Ltd and Thoroughbred Ratings Pty Ltd accepts no responsibility for the completeness or accuracy of any of the information contained herein, and makes no representations about its suitability for any particular purpose. Users should make their own judgements about those matters and/or seek independent advice. You assume all risks associated with use of the data provided on this page.

Race Results

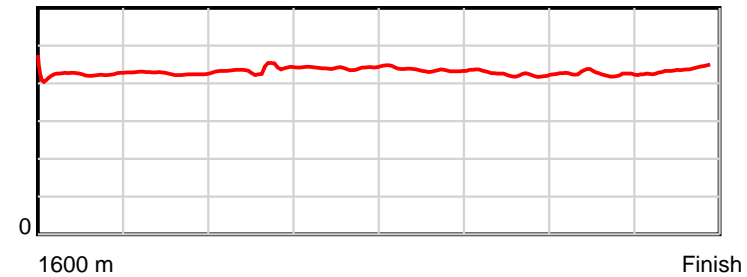
December 04, 2013, Race 2, MDN/CL1-SW, Distance 1600m, Mowbray - Offset 5m

Result	TAB no.	Horse (Barrier)	1600 to	1400m to	1200m to	1000m to	800m to	600m to	400m to	200m to	Total or	Margin
6th	8	General Gee Ge... (2)	1400m	1200m	1000m	800m	600m	400m	200m	WP	Average	
		Position in running (margin)	-	8(3.0)	9(4.8)	9(5.7)	11(6.1)	12(4.3)	10(3.2)	8(4.7)		6.00
		Sectional time (s)	14.97	10.99	11.57	12.40	12.24	11.38	12.19	12.31		
		Cumulative time (s)	98.05	83.08	72.09	60.52	48.12	35.88	24.50	12.31	1:38.04	
		Speed (m/s)	13.36	18.20	17.29	16.13	16.34	17.57	16.41	16.25	16.32	
		Stride length (m)	5.91	7.76	7.35	7.10	7.13	7.47	6.98	7.09	7.06	
		Stride duration (s)	0.426	0.426	0.425	0.440	0.437	0.425	0.426	0.436	0.433	
		Stride efficiency (%)	54.50	94.09	84.49	78.80	79.45	87.21	76.21	78.53	77.85	
		Stride count	33.87	25.77	27.20	28.17	28.05	26.77	28.64	28.21	226.68	

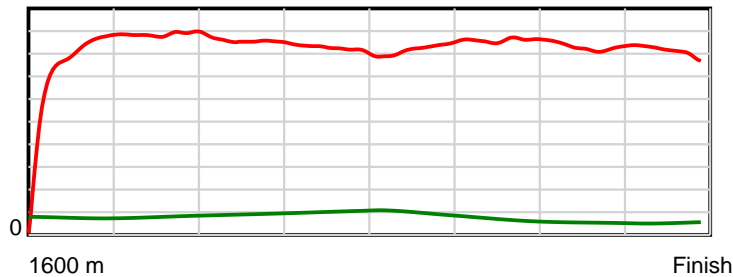
10 m Stride length



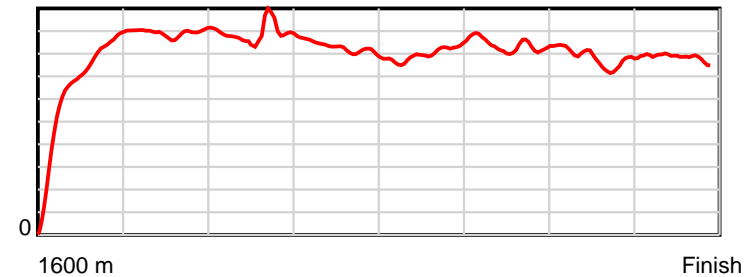
0.6 s Stride duration



20 m/sec Speed



100 % Stride efficiency



Note: Horizontal distance axis grid lines are 200m furlongs.

Disclaimer.

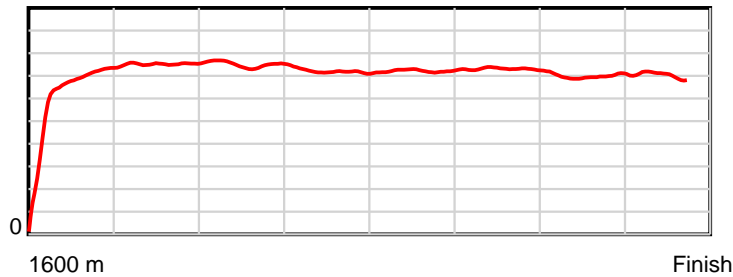
Tasracing Pty Ltd and Thoroughbred Ratings Pty Ltd accepts no responsibility for the completeness or accuracy of any of the information contained herein, and makes no representations about its suitability for any particular purpose. Users should make their own judgements about those matters and/or seek independent advice. You assume all risks associated with use of the data provided on this page.

Race Results

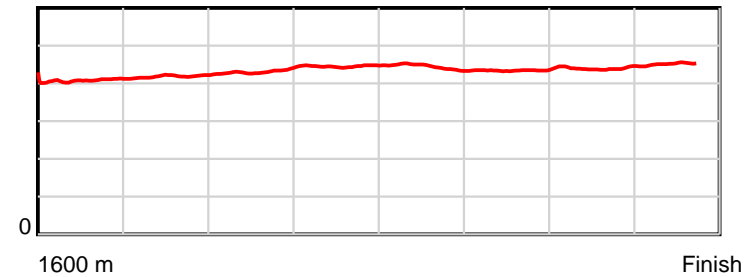
December 04, 2013, Race 2, MDN/CL1-SW, Distance 1600m, Mowbray - Offset 5m

Result	TAB no.	Horse (Barrier)	1600 to	1400m to	1200m to	1000m to	800m to	600m to	400m to	200m to	Total or	Margin
7th	13	Elzevier (3)	1400m	1200m	1000m	800m	600m	400m	200m	WP	Average	
		Position in running (margin)	-	5(0.8)	2(1.0)	2(0.9)	2(1.5)	2(0.1)	2(0.5)	5(3.1)		7.00
		Sectional time (s)	14.57	10.71	11.41	12.43	12.31	11.64	12.36	12.82		
		Cumulative time (s)	98.24	83.67	72.96	61.56	49.13	36.82	25.18	12.82	1:38.23	
		Speed (m/s)	13.73	18.67	17.53	16.09	16.25	17.18	16.18	15.60	16.29	
		Stride length (m)	5.77	7.78	7.49	7.14	7.26	7.46	7.09	7.01	7.07	
		Stride duration (s)	0.409	0.416	0.427	0.444	0.447	0.434	0.438	0.450	0.434	
		Stride efficiency (%)	51.97	94.55	87.69	79.64	82.33	86.99	78.60	76.83	78.19	
		Stride count	34.68	25.71	26.70	28.02	27.55	26.81	28.20	28.52	226.19	

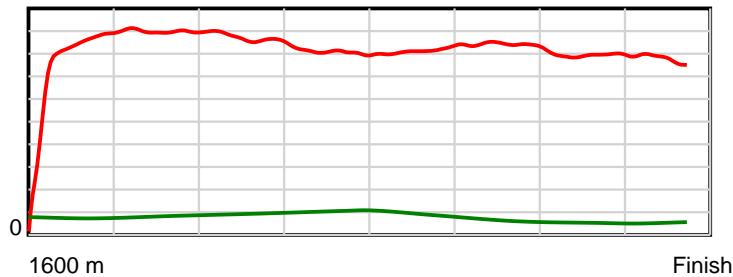
10 m Stride length



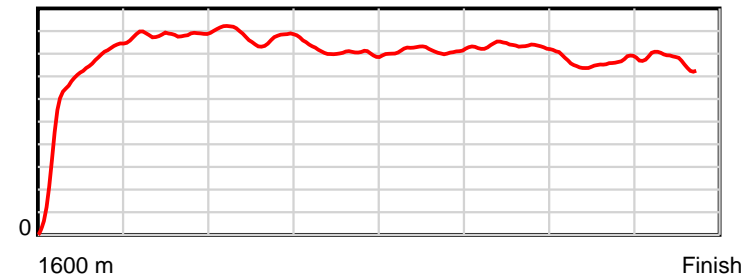
0.6 s Stride duration



20 m/sec Speed



100 % Stride efficiency



Note: Horizontal distance axis grid lines are 200m furlongs.

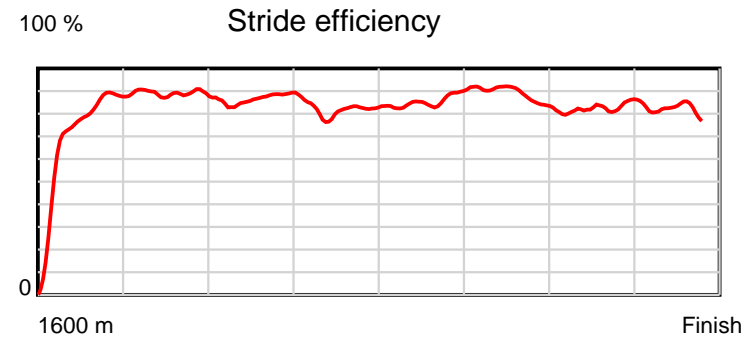
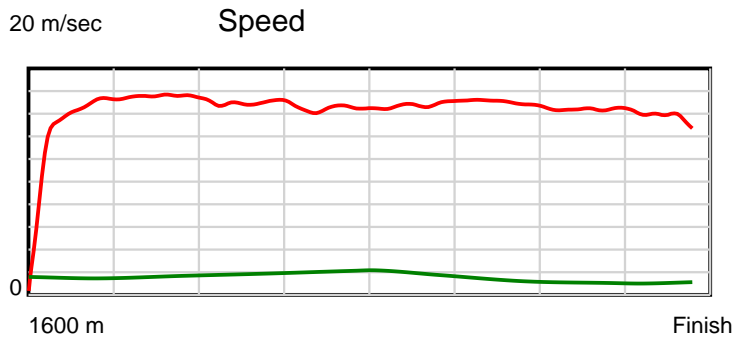
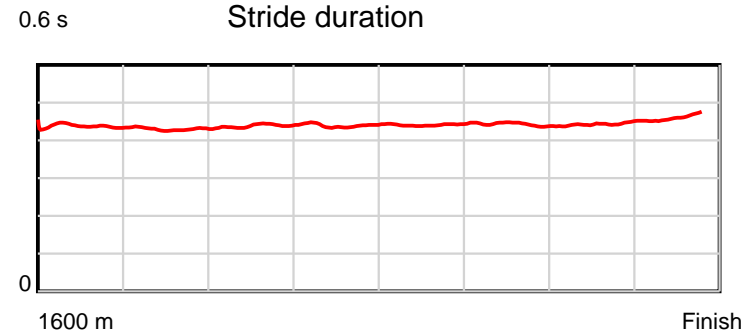
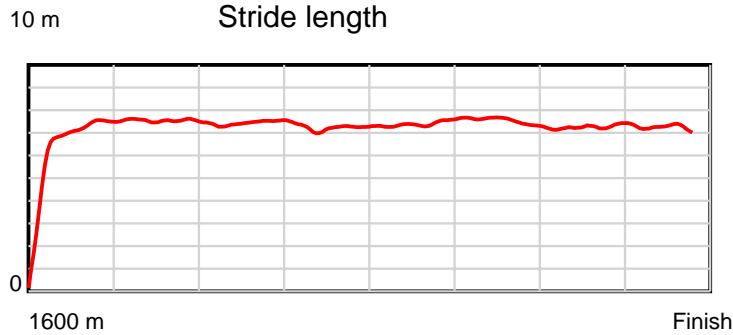
Disclaimer.

Tasracing Pty Ltd and Thoroughbred Ratings Pty Ltd accepts no responsibility for the completeness or accuracy of any of the information contained herein, and makes no representations about its suitability for any particular purpose. Users should make their own judgements about those matters and/or seek independent advice. You assume all risks associated with use of the data provided on this page.

Race Results

December 04, 2013, Race 2, MDN/CL1-SW, Distance 1600m, Mowbray - Offset 5m

Result	TAB no.	Horse (Barrier)	1600 to	1400m to	1200m to	1000m to	800m to	600m to	400m to	200m to	Total or	Margin
8th	3	Mister Baldock (4)	1400m	1200m	1000m	800m	600m	400m	200m	WP	Average	
		Position in running (margin)	-	11(4.0)	12(6.7)	13(9.1)	14(7.8)	10(3.3)	9(3.1)	9(5.4)		8.30
		Sectional time (s)	14.97	11.14	11.81	12.11	11.79	11.54	12.31	12.81		
		Cumulative time (s)	98.48	83.51	72.38	60.56	48.45	36.66	25.12	12.81	1:38.48	
		Speed (m/s)	13.36	17.95	16.93	16.52	16.96	17.33	16.25	15.61	16.25	
		Stride length (m)	5.87	7.73	7.39	7.25	7.47	7.69	7.16	7.19	7.17	
		Stride duration (s)	0.432	0.430	0.436	0.439	0.440	0.444	0.441	0.460	0.441	
		Stride efficiency (%)	53.92	93.38	85.35	82.16	87.27	92.52	80.08	80.73	80.39	
		Stride count	34.05	25.87	27.06	27.58	26.76	25.99	27.94	27.83	223.08	



Note: Horizontal distance axis grid lines are 200m furlongs.

Disclaimer.

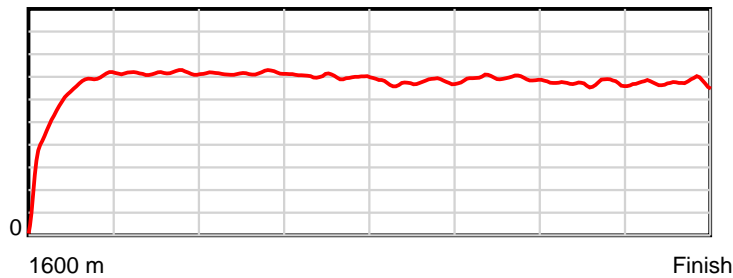
Tasracing Pty Ltd and Thoroughbred Ratings Pty Ltd accepts no responsibility for the completeness or accuracy of any of the information contained herein, and makes no representations about its suitability for any particular purpose. Users should make their own judgements about those matters and/or seek independent advice. You assume all risks associated with use of the data provided on this page.

Race Results

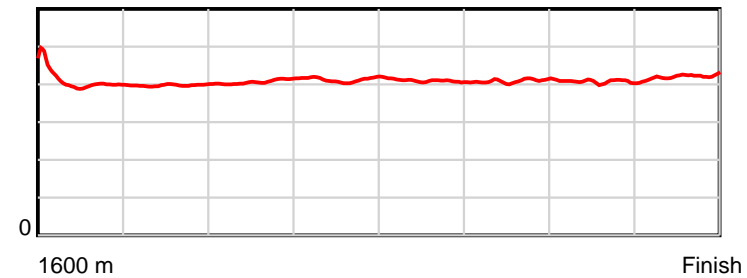
December 04, 2013, Race 2, MDN/CL1-SW, Distance 1600m, Mowbray - Offset 5m

Result	TAB no.	Horse (Barrier)	1600 to	1400m to	1200m to	1000m to	800m to	600m to	400m to	200m to	Total or	Margin
9th	16	Sonetto (10)	1400m	1200m	1000m	800m	600m	400m	200m	WP	Average	
		Position in running (margin)	-	13(5.5)	13(7.2)	11(7.2)	10(6.0)	11(4.1)	13(4.1)	11(6.6)		9.60
		Sectional time (s)	15.40	10.97	11.43	12.12	12.23	11.57	12.34	12.69		
		Cumulative time (s)	98.73	83.33	72.37	60.94	48.83	36.60	25.03	12.69	1:38.73	
		Speed (m/s)	12.99	18.23	17.50	16.50	16.35	17.29	16.21	15.76	16.21	
		Stride length (m)	5.48	7.24	7.11	6.82	6.68	7.07	6.58	6.66	6.66	
		Stride duration (s)	0.410	0.397	0.406	0.413	0.409	0.409	0.406	0.422	0.411	
		Stride efficiency (%)	46.85	81.97	79.07	72.58	69.83	78.02	67.70	69.33	69.30	
		Stride count	36.53	27.62	28.12	29.35	29.92	28.30	30.39	30.03	240.26	

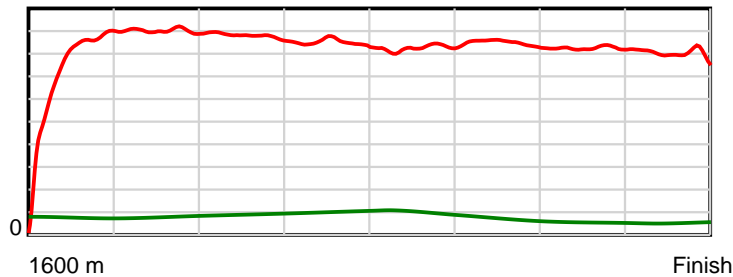
10 m Stride length



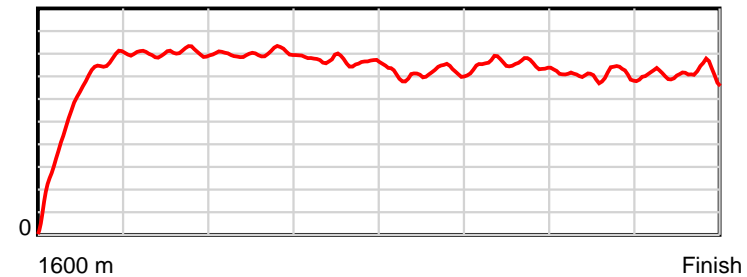
0.6 s Stride duration



20 m/sec Speed



100 % Stride efficiency



Note: Horizontal distance axis grid lines are 200m furlongs.

Disclaimer.

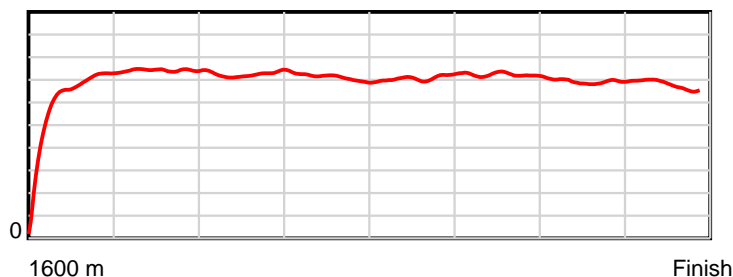
Tasracing Pty Ltd and Thoroughbred Ratings Pty Ltd accepts no responsibility for the completeness or accuracy of any of the information contained herein, and makes no representations about its suitability for any particular purpose. Users should make their own judgements about those matters and/or seek independent advice. You assume all risks associated with use of the data provided on this page.

Race Results

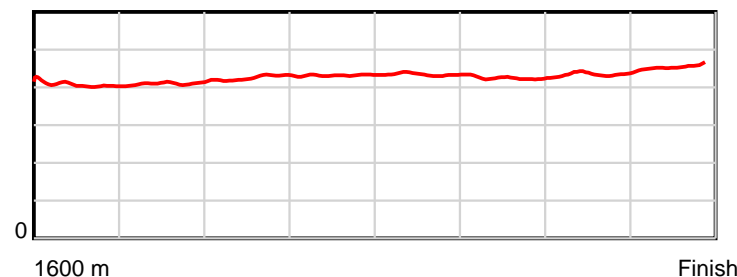
December 04, 2013, Race 2, MDN/CL1-SW, Distance 1600m, Mowbray - Offset 5m

Result	TAB no.	Horse (Barrier)	1600 to	1400m to	1200m to	1000m to	800m to	600m to	400m to	200m to	Total or	Margin
10th	5	Sweet Ginger B... (14)	1400m	1200m	1000m	800m	600m	400m	200m	WP	Average	
		Position in running (margin)	-	1(0.0)	5(1.5)	7(3.6)	6(3.5)	4(1.6)	8(1.6)	10(5.5)		11.40
		Sectional time (s)	14.28	10.93	11.78	12.31	12.22	11.57	12.56	13.41		
		Cumulative time (s)	99.07	84.79	73.86	62.08	49.77	37.55	25.97	13.41	1:39.06	
		Speed (m/s)	14.01	18.30	16.98	16.25	16.37	17.29	15.92	14.91	16.15	
		Stride length (m)	5.77	7.49	7.20	7.01	7.10	7.35	6.90	6.78	6.91	
		Stride duration (s)	0.407	0.409	0.424	0.431	0.434	0.426	0.433	0.454	0.428	
		Stride efficiency (%)	52.06	87.55	81.02	76.73	78.73	84.49	74.32	71.80	74.59	
		Stride count	34.65	26.72	27.78	28.54	28.18	27.20	29.00	29.51	231.58	

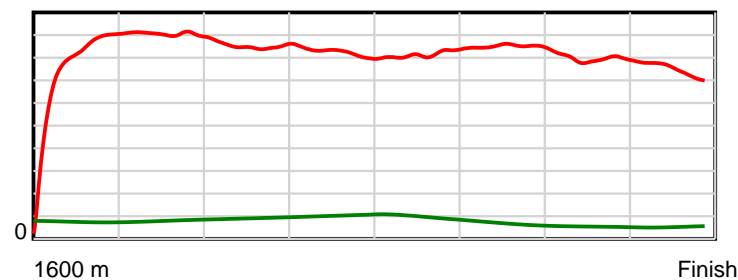
10 m Stride length



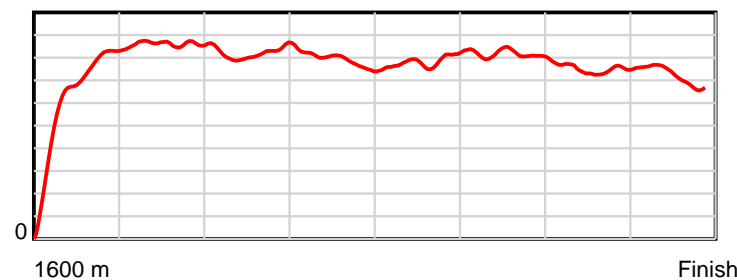
0.6 s Stride duration



20 m/sec Speed



100 % Stride efficiency



Note: Horizontal distance axis grid lines are 200m furlongs.

Disclaimer.

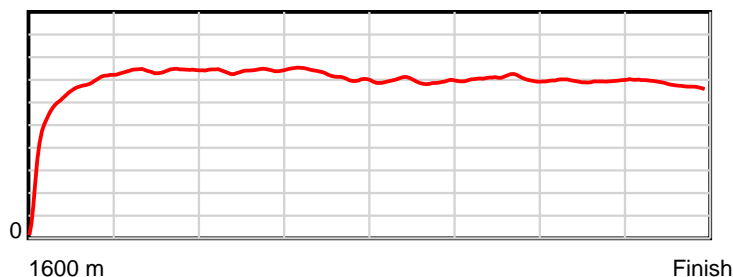
Tasracing Pty Ltd and Thoroughbred Ratings Pty Ltd accepts no responsibility for the completeness or accuracy of any of the information contained herein, and makes no representations about its suitability for any particular purpose. Users should make their own judgements about those matters and/or seek independent advice. You assume all risks associated with use of the data provided on this page.

Race Results

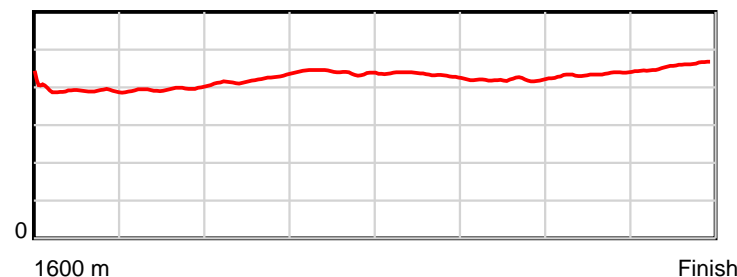
December 04, 2013, Race 2, MDN/CL1-SW, Distance 1600m, Mowbray - Offset 5m

Result	TAB no.	Horse (Barrier)	1600 to	1400m to	1200m to	1000m to	800m to	600m to	400m to	200m to	Total or	Margin
11th	15	Inxeeblack (13)	1400m	1200m	1000m	800m	600m	400m	200m	WP	Average	
		Position in running (margin)	-	4(0.7)	1(0.0)	1(0.0)	1(0.0)	1(0.0)	3(0.7)	6(4.5)		11.90
		Sectional time (s)	14.62	10.56	11.42	12.33	12.54	11.69	12.56	13.43		
		Cumulative time (s)	99.16	84.54	73.98	62.55	50.22	37.68	26.00	13.43	1:39.15	
		Speed (m/s)	13.68	18.94	17.51	16.22	15.95	17.11	15.92	14.89	16.14	
		Stride length (m)	5.68	7.47	7.34	7.15	6.92	7.18	6.90	6.81	6.89	
		Stride duration (s)	0.401	0.395	0.419	0.441	0.434	0.420	0.433	0.457	0.427	
		Stride efficiency (%)	50.49	87.22	84.26	79.83	74.89	80.56	74.36	72.44	74.15	
		Stride count	35.18	26.77	27.24	27.98	28.89	27.85	28.99	29.37	232.27	

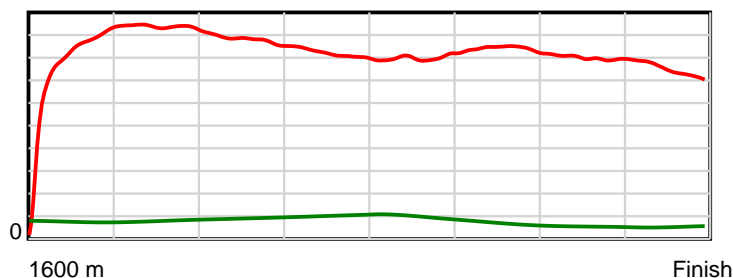
10 m Stride length



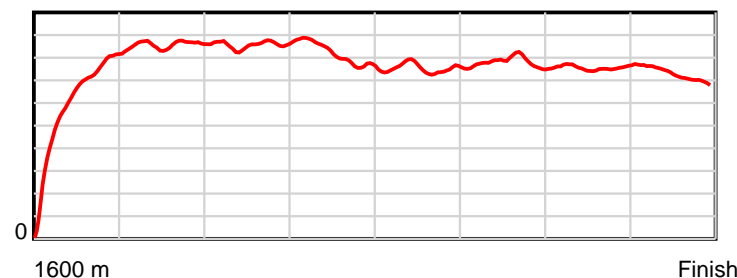
0.6 s Stride duration



20 m/sec Speed



100 % Stride efficiency



Note: Horizontal distance axis grid lines are 200m furlongs.

Disclaimer.

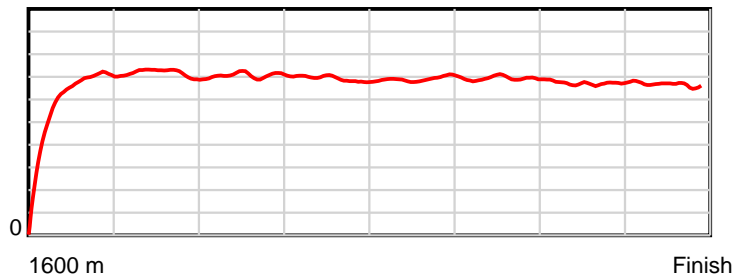
Tasracing Pty Ltd and Thoroughbred Ratings Pty Ltd accepts no responsibility for the completeness or accuracy of any of the information contained herein, and makes no representations about its suitability for any particular purpose. Users should make their own judgements about those matters and/or seek independent advice. You assume all risks associated with use of the data provided on this page.

Race Results

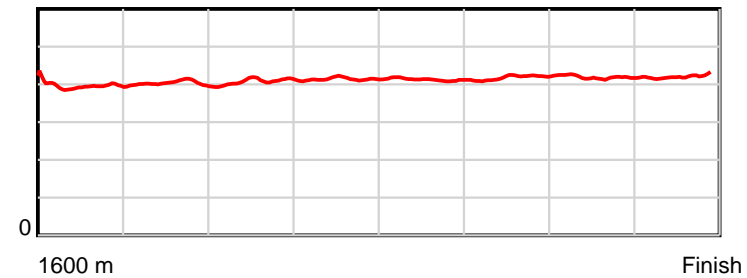
December 04, 2013, Race 2, MDN/CL1-SW, Distance 1600m, Mowbray - Offset 5m

Result	TAB no.	Horse (Barrier)	1600 to	1400m to	1200m to	1000m to	800m to	600m to	400m to	200m to	Total or	Margin
12th	14	Weekend Winner (11)	1400m	1200m	1000m	800m	600m	400m	200m	WP	Average	
		Position in running (margin)	-	6(2.0)	10(5.6)	10(6.0)	9(5.3)	9(3.1)	14(5.5)	14(10.2)		12.40
		Sectional time (s)	14.94	11.28	11.49	12.21	12.16	11.97	12.71	12.50		
		Cumulative time (s)	99.26	84.32	73.04	61.56	49.34	37.18	25.20	12.50	1:39.26	
		Speed (m/s)	13.39	17.73	17.41	16.38	16.45	16.71	15.74	16.00	16.12	
		Stride length (m)	5.60	7.15	7.06	6.77	6.79	6.96	6.60	6.75	6.68	
		Stride duration (s)	0.400	0.403	0.406	0.414	0.413	0.416	0.419	0.421	0.414	
		Stride efficiency (%)	49.04	79.86	77.89	71.67	72.04	75.61	68.07	71.10	69.63	
		Stride count	35.70	27.98	28.33	29.53	29.46	28.75	30.30	29.65	239.70	

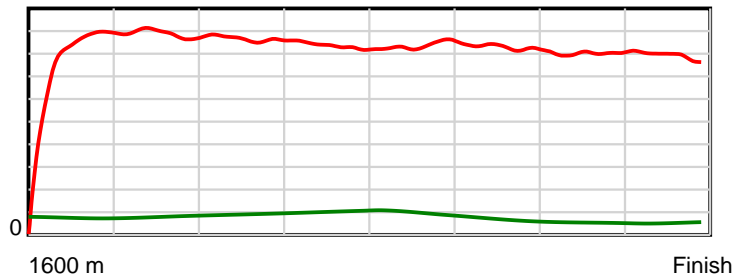
10 m Stride length



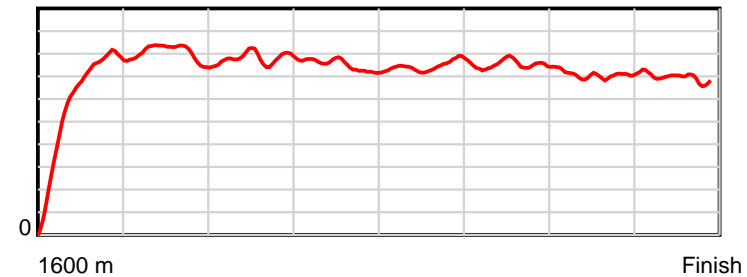
0.6 s Stride duration



20 m/sec Speed



100 % Stride efficiency



Note: Horizontal distance axis grid lines are 200m furlongs.

Disclaimer.

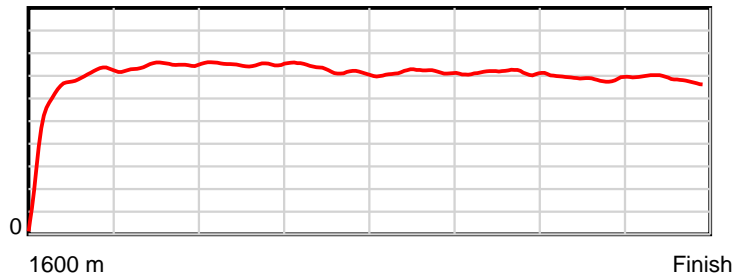
Tasracing Pty Ltd and Thoroughbred Ratings Pty Ltd accepts no responsibility for the completeness or accuracy of any of the information contained herein, and makes no representations about its suitability for any particular purpose. Users should make their own judgements about those matters and/or seek independent advice. You assume all risks associated with use of the data provided on this page.

Race Results

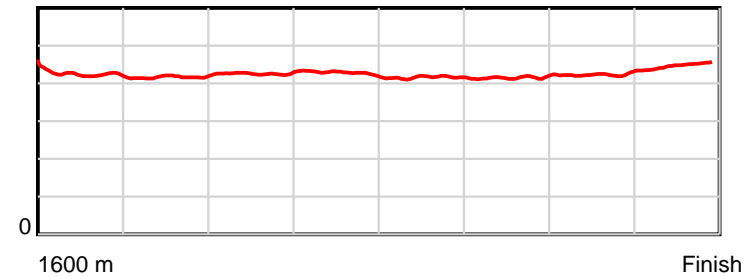
December 04, 2013, Race 2, MDN/CL1-SW, Distance 1600m, Mowbray - Offset 5m

Result	TAB no.	Horse (Barrier)	1600 to	1400m to	1200m to	1000m to	800m to	600m to	400m to	200m to	Total or	Margin
13th	4	Player One (9)	1400m	1200m	1000m	800m	600m	400m	200m	WP	Average	
		Position in running (margin)	-	14(8.6)	14(9.9)	14(9.6)	13(7.8)	13(4.4)	12(3.9)	13(7.9)		12.60
		Sectional time (s)	15.95	10.90	11.38	12.02	11.99	11.48	12.59	13.00		
		Cumulative time (s)	99.30	83.35	72.46	61.08	49.06	37.07	25.59	13.00	1:39.29	
		Speed (m/s)	12.54	18.35	17.57	16.64	16.68	17.42	15.89	15.38	16.11	
		Stride length (m)	5.42	7.63	7.46	7.15	6.94	7.21	6.72	6.87	6.86	
		Stride duration (s)	0.425	0.416	0.424	0.429	0.416	0.414	0.423	0.447	0.425	
		Stride efficiency (%)	45.83	90.98	86.88	79.81	75.18	81.31	70.56	73.71	73.44	
		Stride count	36.93	26.21	26.82	27.99	28.83	27.73	29.76	29.12	233.39	

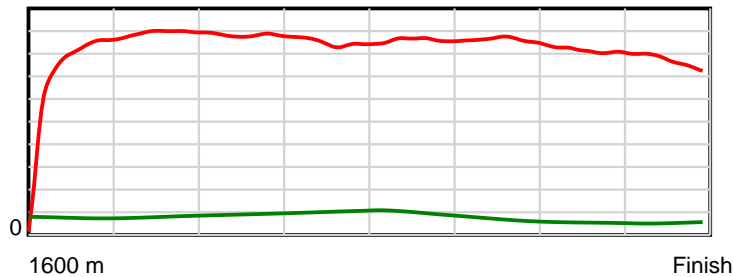
10 m Stride length



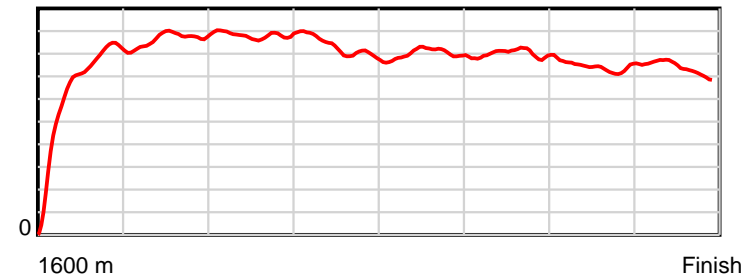
0.6 s Stride duration



20 m/sec Speed



100 % Stride efficiency



Note: Horizontal distance axis grid lines are 200m furlongs.

Disclaimer.

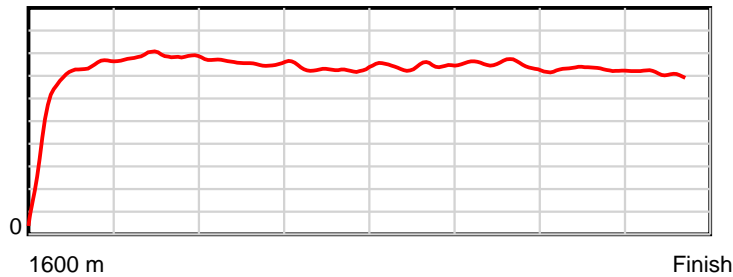
Tasracing Pty Ltd and Thoroughbred Ratings Pty Ltd accepts no responsibility for the completeness or accuracy of any of the information contained herein, and makes no representations about its suitability for any particular purpose. Users should make their own judgements about those matters and/or seek independent advice. You assume all risks associated with use of the data provided on this page.

Race Results

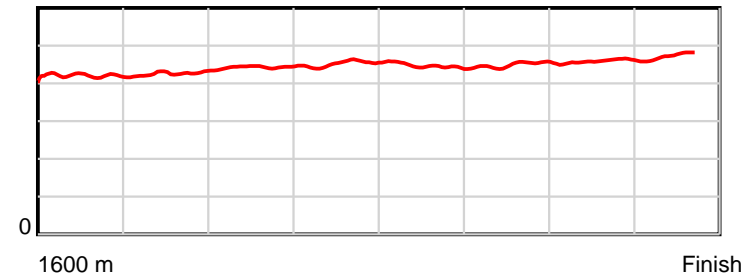
December 04, 2013, Race 2, MDN/CL1-SW, Distance 1600m, Mowbray - Offset 5m

Result	TAB no.	Horse (Barrier)	1600 to	1400m to	1200m to	1000m to	800m to	600m to	400m to	200m to	Total or	Margin
14th	7	Count the Star... (12)	1400m	1200m	1000m	800m	600m	400m	200m	WP	Average	
		Position in running (margin)	-	12(5.1)	4(1.3)	3(2.1)	3(2.4)	5(1.6)	5(1.4)	12(7.1)		14.60
		Sectional time (s)	15.56	10.05	11.55	12.38	12.42	11.54	12.87	13.31		
		Cumulative time (s)	99.68	84.12	74.07	62.51	50.14	37.72	26.18	13.31	1:39.68	
		Speed (m/s)	12.85	19.90	17.32	16.16	16.10	17.33	15.54	15.03	16.05	
		Stride length (m)	5.58	8.44	7.57	7.26	7.24	7.72	7.09	7.07	7.16	
		Stride duration (s)	0.416	0.424	0.437	0.449	0.450	0.446	0.456	0.470	0.446	
		Stride efficiency (%)	48.63	111.32	89.63	82.34	81.95	93.19	78.55	78.13	80.07	
		Stride count	35.85	23.70	26.41	27.55	27.62	25.90	28.21	28.28	223.52	

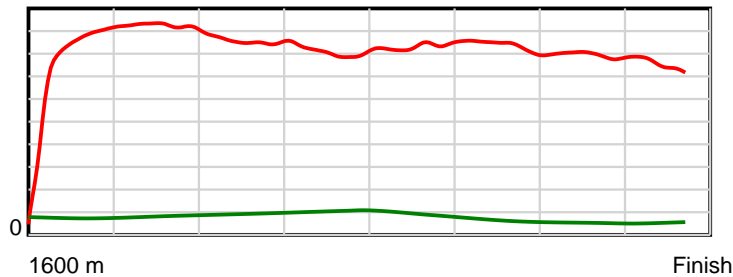
10 m Stride length



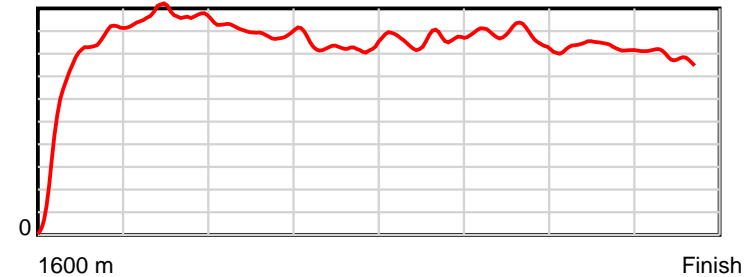
0.6 s Stride duration



20 m/sec Speed



100 % Stride efficiency



Note: Horizontal distance axis grid lines are 200m furlongs.

Disclaimer.

Tasracing Pty Ltd and Thoroughbred Ratings Pty Ltd accepts no responsibility for the completeness or accuracy of any of the information contained herein, and makes no representations about its suitability for any particular purpose. Users should make their own judgements about those matters and/or seek independent advice. You assume all risks associated with use of the data provided on this page.